7.3 INSTITUTIONAL DISTINCTIVENESS

1. Academic and Research achievements

Unrelenting efforts aimed at excellence in the field of innovation and research makes us unique and striving for the betterment of human welfare through advanced research makes us distinct"

The standard vision, mission and quality policy of the institution is oriented with the virtuous intent of imparting exceptional pharmacy education to the new generation of students. Bharat Institute of Technology (B.I.T) is the college of choice for students aspiring to be dutiful pharmacists of the modern era. The institution leaves no stones unturned in fulfilling the dreams of the young crop of students by providing a holistic and ambient environment, which in turn brings forth joyful learning experience.

The mission of Bharat Institute of Technology (B.I.T) is to promulgate the relevance of disseminating higher education to cater to the needs of both the urban and the rural student community, pertaining to the domain of pharmacy.

The institution is earnestly committed to mastermind innovatory research activities, thereby fostering perpetual association with renowned R&D institutions and pharmaceutical organizations. The institution aims to expand the frontiers of knowledge and practice in the field of pharmacy through advanced research and in the process promoting human welfare.

The research committee at the institution has pioneered innovation and excellence through promotion of interdisciplinary research, thereby enabling the faculty to collaborate in conducting research. To enlighten the role played by the research committee in the last five years (2018 – 2023), with respect to carrying out research activities in an impeccable manner at our institution, we need to emphasize on the objectives, vision and mission of the research committee. Listed under are some of the striking points signifying the role of the research committee.

- Adept at monitoring and addressing the issues of research in every department and an institute as a whole.
- Providing advisory support in selecting R&D proposals for implementing R & D activities.
- The committee inspires faculty and students to realize boundless research potential, so as to indulge in research and development activities with unwavering vision and enthusiasm.
- Promoting collaboration through supporting interdisciplinary research projects.
- Inculcate pharmaceutical education in students through effective training methods.
- Propagate to utilize the pedagogy tools to the fullest, so as to enhance the creative thinking in the student community.
- To vouch for value based education to necessitate holistic development of the student.
- Enlightening the faculty members about the available research schemes offered by various government and renowned funding agencies.
- Advise faculty members to submit their research proposals to the funding agencies.

- Strive to develop laboratories by equipping them with latest updated instruments and software.
- Encouraging the faculty to publish papers in reputed journals.
- Advising faculty to apply for research grants to various funding agencies.
- Organizing sessions where experts from the pharmaceutical industry emphasize on research oriented towards meeting the standards of the current industry guidelines.
- Motivate faculty members to emphasize on research related activities in addition to the routine teaching responsibilities, so as to publish research papers which carry a high impact factor in referred National and International journals.
- Propagate the dissemination of research findings through patents and publications.
- Strives to put forward innovative schemes to augment quality research, which in turn in all likelihood mean increase in the number of research publications..

Excellence in innovation and research is achieved through a plethora of research oriented activities carried out at our esteemed institution. The faculty contributes immensely to the field of innovation and research through their indulgence in registering patents and grants, participating in seminars and conferences, authoring book chapters and publications and mentoring students in research projects. The said research oriented activities mentioned above are a testament to the plethora of knowledge and skill sets that the faculty possesses. There search output in the past five years (2018–2023)is a testament to our impeccable contribution in the field of research and innovation

PRINCIPAL
Bharat Institute of Technology
Mangalpally (V), Ibrahimpatnam (M),
R.R. Dist - 501 510. Telangana.

BHARAT INSTITUTE OF TECHNOLOGY

7.3 RESEARCH AND DEVELOPMENT, Number of research papers published in the Journals during the last five years

Title of paper	Name of the author/s	Department of the teacher	Name of journal	Calendar Year of publication	ISSN number	Link to the recognition in UGC enlistment of the Journal /Digital Object Identifier (doi) number		
						Link to website of the Journal	Link to article / paper / abstract of the article	Is it listed in UGC Care list
Formmulation Development of invitro evaluaion of Buprenorphine loaded Transdermal patches	Anil Joshi, Jimidi Bhaskatr	Pharmaceutics	International Journal of All Research and Scientific Methods	2023	2455-6211	https://www.ijaresm.com/	https://www.ijaresm.com/uploaded_files/document_file/Narre_Shirishasit2.pdf	
Development of Novel Indole-3-sulfonamide-heteroaryl Hybrids as Carbonic Anhydrase Inhibitors: Design, Synthesis and *in-vitro* Screening	Chinchilli, Krishna K.; Singh, Priti; Swain, Baijayantimala; Goud, Nerella S.; Sigalapalli, Dilep K.; Choli, Abhishek; Angeli, Andrea; Nanduri, Srinivas; Yaddanapudi, Venkata M.; Supuran, Claudiu T.; Arifuddin, Mohammed	Pharmaceutical Chemistry	Anti-Cancer Agents in Medicinal Chemistry (Formerly Current Medicinal Chemistry - Anti-Cancer Agents)	2023	1875-5992	https://ouci.dntb.gov.ua/en/works/45GabvO9/	https://www.ingentaconnect.com/content/ben/acamc/2023/00000023/00000011/art00002	UGC Care List in Grade I
Tetrandrine, an Effective Inhibitor of COVID-19 Main Protease (Mpro); Insights from Molecular Docking and Dynamics Simulations.	Arifa Begum SK, Shaheen Begum, Pranay Bandari, Maadhu Reddemma	Pharmaceutical Chemistry	International Journal of Pharmaceutical Investigation	2023	2230-973X	https://jpionline.org/	https://openurl.ebsco.com/EPDB%3Agcd%3A5%3A4439557/detailv2?sid=ebsco%3Aplink%3Ascholar&id=ebsco%3Agcd%3A173739892&crl=c	UGC Approved journal
Quantitative Estimation Preservative Paraben and Niolone 950 Content in Herbal Skin Unguent	Kabita Banik a#* , Namratha Sunkara a# , P. Twila Pushpa a# and Nahid a#	Pharmaceutics	Recent Progress in Science and Technology	2023	978-81-19039-34-0	https://promotion.bookpi.org/discussion-on-quantitative-estimation-preservative-paraben-and-niolone-950-content-in-herbal-skin-unguent/	https://www.researchgate.net/profile/Chandan-Shaw-3/publication/367473588_Impact_of_Technology_on_the_Sports_Field/links/646dab3837d6625c002c7c8d/Impact-of-Technology-on-the-Sports-Field.pdf#page=79	
Phytochemical profile, HPLC analysis, and CNS activity of ethanol extract from the flowers of Borage	Haritha Polimati1, Ho Viet Hieu2, Rajeswari Pasupula3, Srilakshmi Nallapaty3, Srilekhya Ketha4, Alekhya Ketha5	Pharmaceutical chemistry	Thai Journal of Pharmaceutical Sciences	2023	1905-4637	https://digital.car.chula.ac.th/tjps/	https://digital.car.chula.ac.th/cgi/viewcontent.cgi?article=2828&context=tjps	

PRINCIPAL
Bharat Institute of Technology
Mangalpally (V), Ibrahimpatnam (M),
R.R. Dist - 501 510. Telangana.

Formulation Development and invitro Evaluation of Deflazocart fast dissolving tablets	G Srujana, Jimidi Bhaskar	Pharmaceutics	International Journal of All Research and Scientific Methods	2023	2455-6211	https://www.ijaresm.com/	https://www.ijaresm.com/formulation-development-and-in-vitro-evaluation-of-deflazacort-fast-dissolving-tablets	UGC Approved journal
Role of Insulin in management of Type-II Diabetes Mellitus	Harikishore Reddy, T.Ritika, Jimidi Bhaskar	Pharmaceutics	International Journal of All Research and Scientific Methods	2023	2455-6211	https://www.ijaresm.com/	https://ijpbs.com/ijpbsadmin/upload/ijpbs_657f1d079bf90.pdf	UGC Approved journal
Pulmonary Drug Delivery System-A Review	Harika Jualakanti, Jimidi Bhaskar	Pharmaceutics	International Journal of Pharmacy & Biological Sciences	2023	2321-3272	https://www.ijaresm.com/	https://ijpbs.com/ijpbsadmin/upload/ijpbs_657f1d079bf90.pdf	YES
Preperation and Evaluation of Fast Disintegration Tablets of Posaconazole	G.Rahul, J Yashashwini, K.Vikram, K.Ujwala, K.Sai Rupini, Dr. J.Bhaskar & Dr. Reddy Nazemoon	Pharmaceutics	World Journal of Pharmaceutical Sciences & Research	2023	ISSN (Print): 1871-5206	https://www.wjpr.net/	https://wjpsronline.com/images/958c118849452747431c85398dac89cb.pdf	
Formulation Development and iInvitro Evaluation of Posaconazole loaded Transfersomes Gel	Amulya Chikoti & Jimidi Bhaskar	Pharmaceutics	World Journal of Pharmaceutical Sciences & Research	2023	ISSN (Online): 1875-5992	https://www.wjpr.net/	https://wjpsronline.com/images/22c6c2d959e5625e7fc89ead879ca9c3.pdf	
A novel approach to develop tramadol.HCl transdermal films with complete In-vitro evaluation	Kabita Banik, Dr. Namratha, Ms. Twila, K Harika	Pharmaceutica analysis	IJIRT	2023	2349-6002	https://ijirt.org/	https://ijirt.org/Article?manuscript=160945	
Formulation and In-vitro characterization of Nelfinavir extended release tablets	Gunduavi Ramyasri , Namrata Sunkara	Pharmaceutica analysis	IJARESM	2023	2455-6211	https://www.ijaresm.com/	https://www.ijaresm.com/formulation-and-in-vitro-characterization-of-nelfinavir-extended-release-tablets	
Bioassay Guided Isolation of Anti-Inflammatory Compounds from Bauhinia variegata L.: A Key Ingredient in Herbo-Mineral Formulation, Gandmala Kandan Ras	Dr. Alekhya	pharmaceutical medicinal chemistry	Indian Journal of Pharmaceutical Sciences	2023	1998-3743	https://www.ijpsonline.com/	https://www.ijpsonline.com/articles/bioassay-guided-isolation-of-antiinflammatory-compounds-from-embauhinia-variegataem-l-a-key-ingredient-in-herbomineral-formulation-4873.html	yes
Millintonia hortensis-A Review	Dr. Alekhya	pharmaceutical medicinal chemistry	IJCRT	2023	2320-2882	https://ijcrt.org/?	https://ijcrt.org/papers/IJCRT2302516.pdf	
effect of isolated fraction from biophytum reinwardtii on dexamethasone induced insilin resistance in rats.	Dr. Alekhya	pharmaceutical medicinal chemistry	toxicology international	2023	0971-6580	https://informaticsjournals.com/index.php/toxi/	https://www.informaticsjournals.com/index.php/toxi/article/view/26258	

PRINCIPAL
Bharat Institute of Technology
Mangalpally (V), Ibrahimpatnam (M),
R.R. Dist - 501 510. Telangana.

GC-MS, isolation,characterization and biological activity of ethanolic extract of moss fabronia secunda mont	Dr. Alekhya	pharmaceutical medicinal chemistry	Indian Journal of Pharmaceutical Sciences	2023	1998-3743	https://www.ijpsonline.com/	https://www.ijpsonline.com/articles/gas-chromatographymass-spectrometric-analysis-isolation-characterization-and-biological-activity-of-ethanolic-extract-of-moss-emfa-4941.html	YES
protrctive activity of ferulic acid on rotenone-induced neuro-degeneration in zebra fish model.	Dr. Alekhya	pharmaceutical medicinal chemistry	journal of survey in fisheries sciences.	2023	2368-7487	https://www.sifisheriessciences.com/index.php/journal	https://sifisheriessciences.com/journal/index.php/journal/article/view/1245	
Evaluation of anti-bacterial and anti-oxidant potential of Melia.Azedarach linn and psidium guava linn leaf extract	Mrs.Azka Fathima, Dr.Kalyani	pharmacognosy	RJPT	2023	0974-3618	https://www.rjptonline.org/	https://rjptonline.org/AbstractView.aspx?PID=2023-16-7-12	YES
Formulation and Evaluation of Fast Dissolving tablets of Albendazole	Anil Joshi Jimidi Bhaskatr	Pharmaceutics	High Technology letters	2022	1006-6748	https://gjstx-e.cn/	https://drive.google.com/file/d/135WsF_Aus7TwGY3RDC6EE7d9azx5H5-v/view	
Antidiabetic potential of leaf extracts of Ecobolium linneanum Kurz in streptozotocin-induced diabetic rats	Srilakshmi Nallapaty1, Narender Malothu1*, Rajeswari Pasupula2, Alekhya Ketha3	Medicinal Chemistry	Journal of Pharmacognocy and Phytochemistry	2022	0719-4250	https://jppres.com/jppres/	https://jppres.com/jppres/pdf/vol10/jppres21.1319_10.3.496.pdf	YES
Agricultural uses of carbon nanotubes and their toxic effects	JE Rachel Nivedita	Pharmacology	wjpps	2022	2278-4358	https://www.wjpps.com/Wjpps_controller/abstract_id/16574	https://www.wjpps.com/Wjpps_controller/abstract_id/16574	
Synthesis, Antioxidant, Antinociceptive Activity of Novel Phenoxy acetyl carboxamides.	S. K., ARIFA BEGUM;	Pharmaceutical Chemistry	Oriental Journal of Chemistry	2022	0970-020X	https://www.orientjchem.org/	https://openurl.ebsco.com/EPDB%3Agcd%3A3%3A1069859/detailv2?sid=ebsco%3Aplink%3Ascholar&id=ebsco%3Agcd%3A158070356&crl=c	YES
Exploring Quantitative Structure-Activity Relationships (QSARs) for Urea-Based Dual FAAH and sEH Inhibitors	Arifa Begum SK	Pharmaceutical Chemistry	International Journal of Quantitative Structure-Property Relationships (IJQSPR)	2022	2379-7487	https://www.igi-global.com/journal/international-journal-quantitative-structure-property/126552	https://www.igi-global.com/article/exploring-quantitative-structure-activity-relationships-qsars-for-urea-based-dual-faah-and-seh-inhibitors/290013	
stability indicating RP-HPLC M ethod of development and validation of daptomycin	Azka Fatima	Pharmaceutica analysis	international journal of creative research thoughts	2022	2320-2882	https://ijcrt.org/?	https://ijcrt.org/papers/IJCRT2210101.pdf	

PRINCIPAL
Bharat Institute of Technology
Mangalpally (V), Ibrahimpatnam (M),
R.R. Dist - 501 510. Telangana.

Efficacy of Oral Glucosamine Sulphate and Sulfasalazine combination in the treatment of Osteoarthritis	G D'Souza Marina	pharmacognosy	rjpt	2022	0974-3618	RJPT - Research Journal of Pharmacy and Technology (rjptonline.org)	https://www.indianjournals.com/ijor.aspx?target=ijor:rjpt&volume=15&issue=9&article=067	YES
Drug Utilization and Evaluation of Antiepileptic Drugs in a Tertiary Care Hospital	Arifa Begum SK	Pharmaceutical Chemistry	Indian Journal of Pharmacy Practice	2022	0974-8326	http://www.ijopp.org/	https://ijopp.org/files/InJPharPract-15-4-321_0.pdf	YES
Glimpepiride-induced hypoglycemia in diabetic mellitus type-2	Nahid	Pharm-D	IJCRT	2022	2320-2882	https://ijcrt.org/?	https://ijcrt.org/papers/IJCRT2211470.pdf	
Formulation and evaluation of poly herbal hand wash	P.Twila Pushpa1*, Namratha Sunkara2 , Kabita Banik 3 Nahid4	Pharm-D	IJCRT	2022	2320-2882	https://ijcrt.org/?	https://ijcrt.org/papers/IJCRT2211153.pdf	
A Case Report on liposomal Amphotericin-B induced anaphylactic reaction	Nahid	Pharm-D	IJCRT	2022	2320-2882	https://ijcrt.org/?	https://ijcrt.org/papers/IJCRT2210281.pdf	
Study of Incidence of Malaria, Dengue and Chikungunya Fevers Among Febrile Patients Visiting Tertiary Care Hosp[ital (King George Hospital) in Visakhapatnam	P. Twila Pushpa, K. Narendra Kumar, S. Namratha, Kabita Banik	Pharmaceutics	Journal of Global Trends in Pharmaceutical Sciences	2022	2230-7346	https://www.jgtps.com/#:~:text=(e%2DISSN%2D%202230%2D7346).	https://www.cabidigitallibrary.org/doi/full/10.5555/20220221750	
Formulation and evaluation of clarithromycin enteric coated microcapsules using 2 square-Full Factorial Designs	Kabita Banik1*, S Namratha2 and Twila Pushpa3	Pharmaceutics	GRADIVA REVIEW ACCEPTED	2022	0363-8057	https://gradivareview.com/	https://actascientific.com/ASPS/pdf/ASPS-06-0887.pdf	
Phytochemical screeing and invitro anticancer activity of Lonicera ligustrina leaf extract on breast cacorectal carcinoma cell.	Dr. Namratha	Pharmaceutics	RJPT	2022	0974-3618	https://www.rjptonline.org/	https://rjptonline.org/AbstractView.aspx?PID=2022-15-8-26	YES
Review Article On FTIR Spectroscopy	Dr. Namratha	Pharmaceutica analysis	ACTA SCIENTIFIC PHARMACEUTICAL SCIENCES	2022	2320-2882	https://actascientific.com/ASPS.php	https://www.semanticscholar.org/paper/REVIEW-ARTICLE-ON-FTIR-SPECTROSCOPY-Sunkara-G.Anvitha/45f2a11dd97ec7fd066a0e2647983aaa6c393aaa	

PRINCIPAL
Bharat Institute of Technology
Mangalpally (V), Ibrahimpatnam (M),
R.R. Dist - 501 510. Telangana.

Corticobasal syndrome	Twila	Pharmacy practice	IJCRT	2022	2320-2882	https://ijcrt.org/?	https://ijcrt.org/papers/IJCRT2210286.pdf	YES
Lower respiratory Tract infection LRTI case Report	Twila	Pharmacy practice	IJCRT	2022	2320-2882	https://ijcrt.org/?	https://ijcrt.org/papers/IJCRT2211332.pdf	YES
Ulcerative colitis-A case Report	Twila	Pharmacy practice	IJCRT	2022	2320-2882	https://ijcrt.org/?	https://ijcrt.org/papers/IJCRT2210341.pdf	YES
Pregnancy- placental previa-A case report	Twila	Pharmacy practice	IJCRT	2022	2320-2882	https://ijcrt.org/?	https://ijcrt.org/papers/IJCRT2211302.pdf	YES
Dengue with Thrombocytopenia-A case report	Twila	Pharmacy practice	IJCRT	2022	2320-2882	https://ijcrt.org/?	https://ijcrt.org/papers/IJCRT2210506.pdf	YES
Effective medication in Vestibular migraine	Twila	Pharmacy practice	IJCRT	2022	2320-2882	https://ijcrt.org/?	https://ijcrt.org/papers/IJCRT2211356.pdf	YES
Protective effect of Vitex altissima L.f. bark extract on cisplatin induced renal injury in Wistar rats	Dr. Alekhya	pharmaceutical medicinal chemistry	Plant Science Today	2022	2348-1900	https://horizonepublishing.com/journals/index.php/PST	https://www.cabidigitallibrary.org/doi/full/10.5555/20220299315	
Evaluation of antidiabetic effect of leaves of acacia nilotica phytopharmacological prospective	JE Rachel	Pharmacology	World Journal of pharmacy and Pharmaceutical Sciences	2022	2278-4357	https://www.wjpps.com/	https://www.wjpps.com/Wjpps_controller/abstract_id/17248	
Stoneman syndrome frequency/ Munchmeyer's diseases rare genetic disorders (1 in 2 million)	JE Rachel	Pharmacology	World Journal of pharmacy and Pharmaceutical Sciences	2022	2278-4358	https://www.wjpps.com/	https://www.wjpps.com/Wjpps_controller/abstract_id/16279	

PRINCIPAL
Bharat Institute of Technology
Mangalpally (V), Ibrahimpatnam (M),
R.R. Dist - 501 510. Telangana.

Patern of use of SGLT2 inhiibitors in patient with CHF	Ms.Nahid	Pharmacy practice	IJRAR	2022	2348-1269	https://ijrar.org/	https://www.ijrar.org/papers/IJRARTH00096.pdf	YES
Synthesis and Evaluation of 1,2,4-Triazole Derivatives for Antioxidant, Anti-inflammatory, Cytotoxicity and QSAR Analysis	Dr Arifa Begum SK	pharmaceutical medicinal chemistry	Asian Journal of Chemistry	2022	0970-7077	https://asianpubs.org/index.php/ajchem/index	https://asianpubs.org/index.php/ajchem/article/view/35_1_27	YES
Extraction of bioactive egg compounds used in human medicine	Palaparthi Twila Pushpa	Pharm-D	IJPSI	2021	2319-6718	https://www.ijpsi.org/		YES
Phytochemical evaluation and in-vitro antioxidant potential of whole plant of Hyptis suaveolens	Nimmagadda Srinivas	Pharmaceutical chemistry	Research Journal of Pharmacy and Technology	2021	0974-3618	RJPT - Research Journal of Pharmacy and Technology (rjptonline.org)	https://www.indianjournals.com/ijor.aspx?target=ijor:rjpt&volume=14&issue=1&article=074	YES
Extraction, phytochemical analysis and anthelmintic activity study of *Portulaca quadrifida* Linn.	Twila Pushpa	Pharm-D	Journal of Global Trends in Pharmaceutical Sciences	2021	2230-7346		https://www.cabidigitallibrary.org/doi/full/10.5555/20210492038	
Identification and Quantitative Estimation of Niacinamide and Neolone 950 in an Oil/Water Cream by HPTLC Method.	Banik, Kabita	Pharmaceutics	Eurasian Journal of Analytical Chemistry	2021	1306-3057	https://www.ebsco.com/	https://openurl.ebsco.com/EPDB%3Agcd%3A10%3A24739994/detailv2?sid=ebsco%3Aplink%3Ascholar&id=ebsco%3Agcd%3A155671856&crl=c	
Formulation and Evaluation of Dermatological Product Containing Niacinamide	Kabita B. Banik	Pharmaceutics	Advances in experimental medicine & biology	2021	0065-2598	https://www.springer.com/series/5584?srsltid=AfmBOooBhmKWgJlczOpcnrgCAme6aMI3bdpSBX6Jf58PpOISeLZ_iKFj	Formulation and Evaluation of Dermatological Product Containing Niacinamide | SpringerLink	YES
Exploring Quantitative Structure-Activity Relationships (QSARs) for Urea-Based Dual FAAH and sEH Inhibitors	Kabita B. Banik	pharmaceutical medicinal chemistry	International Journal of Quantitative Structure-Property Relationships (IJQSPR)	2021	2379-7487	https://www.igi-global.com/journal/international-journal-quantitative-structure-property/126552	https://www.igi-global.com/article/exploring-quantitative-structure-activity-relationships-qsars-for-urea-based-dual-faah-and-seh-inhibitors/290013	YES
Impact of Non-sedation in Gastrointestinal Conventional Endoscopy	Dr Arifa Begum SK	pharmaceutical medicinal chemistry	Indian Journal of Pharmacy Practice,	2021	0974-8326	https://ijopp.org/	https://www.semanticscholar.org/paper/Impact-of-Non-sedation-in-Gastrointestinal-in-Setup-Shaik-Srija/aee803edc80d39c0fe9c754ca311c0995c8a794c	YES
Drug Utilization and Evaluation of Antiepileptic Drugs in a Tertiary Care Hospital	Dr Arifa Begum SK	pharmaceutical medicinal chemistry	Orient J Chem 2022;38(3).	2021	2231-5039	https://www.orientjchem.org/category/vol38no3/	✔ Drug Utilization and Evaluation of Antiepileptic Drugs in a Tertiary Care Hospital – Indian Journal of Pharmacy Practice (ijopp.org)	YES

PRINCIPAL
Bharat Institute of Technology
Mangalpally (V), Ibrahimpatnam (M),
R.R. Dist - 501 510. Telangana.

A Review on medicinal importance of isatin scaffolds with anti-mycobacterial activity	Mrs.Azka Fathima	Pharmaceutica analysis	journal of cardiovascular disesase reasearch	2021	0975-3583	https://www.jcdronline.org/	https://jcdronline.org/paper.php?slug=a-review-on-medicinal-importance-of-isatin-scaffolds-with-anti-mycobacterial-activity	
Stability indicating RP-HPLC Method of development and validation of daptomycin	Dr. Namratha	Pharmaceutica analysis	international journal of creative research thought	2021	2320-2882	https://ijcrt.org/?gad_source=1&gclid=Cj0KCQjwh7K1BhCZARIsAKOrVqFERjGxzmU1qf0IaDVG-j_LKA9rYizqr8hRuRY0oT5ry-NGxeRyzjcaAtKkEALw_wcB	https://ijcrt.org/papers/IJCRT2210101.pdf	
Glimpepiride-induced hypoglycemia in diabetic mellitus type-2	Ms. Nahid	Pharmacy practice	IJCRT	2021	2320-2882	https://ijcrt.org/?	https://ijcrt.org/papers/IJCRT2211470.pdf	
Assessment of efficacy of Ticagrelor versus Clopidogrel in the treatment of myocardial infarction by 2D echocardiography	Marina Gladys D'Souza, Aishwarya Goud Muthyala, Tejaswini Myaka, Sanjib Kumar Sahu, Swathi Boddupalli	Pharmacognosy	GSC Biological and Pharmaceutical Sciences	2020	2581-3250	https://gsconlinepress.com/journals/gscbps/	https://gsconlinepress.com/journals/index.php/gscbps/article/view/gscbps-2020-0256	
Nootropic herbal formulations for the treatment of Alzheimer's disease: In vivo pharmacological assay and molecular docking studies	Naveen Kumar Kotla, Shibnath Kamila, Shivani Patel, Joel Kothapally, Aparna Kongara, Satheesh Madhav	Pharmacy Practice	İstanbul Journal of Pharmacy	2020	2587-2087	https://iupress.istanbul.edu.tr/en/journal/ijp/home	https://dergipark.org.tr/en/download/article-file/1259721	
Formulation and evaluation of polyherbal chewable tablets to treat allergy	G. Sumalatha, M. Nikitha Reddy, Ajmeri Begum, G. Mounika, Dattatreya	Pharmacognosy	Journal of Global Trends in Pharmaceutical Sciences	2020	2230-7346	https://jgtps.com/	cabidigitallibrary.org/doi/full/10.5555/20219814444	

PRINCIPAL
Bharat Institute of Technology
Mangalpally (V), Ibrahimpatnam (M),
R.R. Dist - 501 510. Telangana.

Formulation, development and evaluation of Polysaccharide based Gastro-retentive Formulation for Delivery of AntiHypertensive Drug	Gyati Shilakari Asthana, Kavi Soundarya, Vemula Nagamani	Pharmaceutics	International Journal of Advance Research, Ideas and Innovations in Technology	2020	2454-132X	https://www.ijariit.com/	https://d1wqtxts1xzle7.cloudfront.net/80901108/V6I2-1341-libre.pdf?1644976841=&response-content-disposition=inline%3B+filename%3DFormulation_development_and_evaluation_o.pdf&Expires=1728121109&Signature=Cyf3bzHKxeK27kJV1v6EGf5jh1Libb0d89zFXbSlrOvAoWqJ49ucKDXnoc0qFnmZNfcty1N2o8iKcZYLZBrv92Dk1baH-8M7bfOid8z75BVGcKuyOxTSlLWnzvui8dzskewi6Yp7AjLdYD2m7SUFxxi2UeWs3robQRI7ueU~SLB6Jme5E2WW7S-pocShWWoPPhDSTyYMEQ7r-ZCfzg7yllBMbAwf0lNL~tvl8OioN02Fk~FD02J95DcwWy8NIxAbLllAFa1QIoScPKELdlDl4sFZzczyqsaRfUEXhO5phjDM9GnsB7jEWA-XOuYUcagSVp104~tYOvx89oRQAkpotw__&Key-Pair-Id=APKAJLOHF5GGSLRBV4ZA	
Synthesis, Evaluation and in Silico Studies of 4-N, N-Dimethylamino and 4-Carboxy Chalcones as Promising Antinociceptive Agents	Kabita Banik, S Akshitha, OV Poojitha, Ch Thulasi, V Vineetha	Pharmaceutical Chemistry	Asian Journal of Research in Pharmaceutical Science	2020	2231-5640	https://ajpsonline.com/	https://www.indianjournals.com/ijor.aspx?target=ijor:ajrps&volume=10&issue=3&article=003	
A prospective comparative study to evaluate the effect of Myo-inositol plus diet vs diet alone in patients with gestational diabetes	B Swathi, A Deepthi, B Sravani, Rekha, S Namratha and R Sandhy	Pharmacology	GSC Biological and Pharmaceutical Sciences	2020	2581-3250	https://gsconlinepress.com/journals/gscbps/	https://www.semanticscholar.org/reader/dc54e0476b915ec68939e0a98c7ecae43e92fbd3	
Formulation and Evaluation of Telmisartan Solid Dispersion of Encapsulation Using Different Polymer	KabitaBanik and K Yashasree	Pharmaceutics	Acta Scientific Pharmaceutical Sciences	2020	2581-5423	https://actascientific.com/ASPS.php	https://actascientific.com/ASPS/pdf/ASPS-04-0555.pdf	
Evaluation of Floating Microspheres of Repaglinide by Ionic Gelation Method	Bharath Kumar,KabitaBanik	Pharmaceutics	journal of pharmaceutics and drug research	2020	2640-6152	https://www.scitcentral.com/journals/14/Journal-of-Pharmaceutics-and-Drug-Research-(ISSN:2640-6152)	https://www.scitcentral.com/article/14/1508/Formulation-and-Evaluation-of-Floating-Microspheres-of-Repaglinide-by-Ionic-Gelation-Method#tabs6	
Evaluation of Antiurolithiatic activity of Moringa leaves by UV Spectroscopic Method.	Kabita Banik, S. Akshitha, O. V. Poojitha, Ch. Thulasi, V. Vineetha	Pharmaceutics	Asian Journal of Research in Pharmaceutical Sciences	2020	2231-5640	https://ajpsonline.com/	https://ajpsonline.com/AbstractView.aspx?PID=2020-10-3-3	YES

PRINCIPAL
Bharat Institute of Technology
Mangalpally (V), Ibrahimpatnam (M),
R.R. Dist - 501 510. Telangana.

Formulation, characterization and evaluation of microspheres containing isoniazid	Kabita Banik and Dr. Y Phalguna	Pharmaceutics	Journal of global trends in pharmaceutical sciences	2020	8425-8429	https://www.jgtps.com/	https://jgtps.com/admin/uploads/UgVtLG.pdf	
Extraction, phytochemical analysis and anthelmintic activity study of portulaca quadrifida linn	Mrinmay Das, Ch. Ascharya, Kabita Banik and Twila Pushpa	Pharmaceutics	Journal of global trends in pharmaceutical sciences	2020	8425-8429	https://www.jgtps.com/	https://jgtps.com/admin/uploads/tMFX28.pdf	
Comparative study of intrathecal dexmedetomidine versusfentanyl as an adjuvant to 0.5% bupivacaine in sensory and motor block recovery of spinal anaesthesia	S. Praveen, M. Sai Vikas, Dr. B. Swathi, Haritha pasupulati, Dr.Maniram, Kranthi Kumar N	Pharmacology	Journal of global trends in pharmaceutical sciences	2020	8425-8429	https://www.jgtps.com/	https://jgtps.com/admin/uploads/hpZDmV.pdf	
Formulation of an anti- bacterial cream from plantoxalis corniculata andits evaluation	Bhanuprakash Arakareddy, Kezia K.Sam	Pharmaceutics	International Journal of Current Pharmaceutical Research	2020	0975-7066	https://journals.innovareacademics.in/index.php/ijcpr	https://journals.innovareacademics.in/index.php/ijcpr/article/view/39763/23614	

PRINCIPAL
Bharat Institute of Technology
Mangalpally (V), Ibrahimpatnam (M),
R.R. Dist - 501 510. Telangana.

Evaluation of analgesic activity of methanolic extract of sidaacutaon rats using by eddy's hot plate method	Kattunga Durga Prasad, P.Twila Pushpa, Pyla Venkata Harika, Sarnala Rajani, Kukkala Mohan, Karinki Durga Rao	Pharmacology	Journal of global trends in pharmaceutical sciences	2020	8425-8429	https://www.jgtps.com/	https://jgtps.com/admin/uploads/4QnsSG.pdf	
Anti-atherosclerotic effect of extract of methanolic of ochnaobtusata on high fat diet and triton-x induced atherosclerosis in albino wistar rats	Je Rachel Nivedita, Swathi and Haritha Pasupulati	Pharmacology	World Journal of pharmacy and pharmaceutical sciences	2020	2278-4357	https://www.wjpps.com/	yes	
Preparation and characterization of nevirapine chitosan nanoparticles	Nimmagadda Srinivas, Anusha Yedire, Surampalli Gurunath	Pharmaceutics	Journal of global trends in pharmaceutical sciences	2020	8425-8429	https://www.jgtps.com/	https://jgtps.com/admin/uploads/cHOBIC.pdf	
Mandatory generic prescribing and generic substitution for brand-name medicines in india -a cross-sectional survey	Nimmagadda Srinivas, SurampalliGurunath, Jyothi Papani, Meena Banda, Nandini Bairi, YugandarThimmidi	Pharmaceutics	Journal of global trends in pharmaceutical sciences	2020	8425-8429	https://www.jgtps.com/	https://jgtps.com/admin/uploads/9VgCOX.pdf	
A novel RP-HPLC method development and validation for the estimation of clopidogrel in tablet dosage form	V. Shushma, Mannaswini Sammala, Ch. S. Vijaya Vani, Mamindla Sandhya	Pharmaceutica analysis	Journal of global trends in pharmaceutical sciences	2020	8425-8429	https://www.jgtps.com/	https://jgtps.com/admin/uploads/JHCs9Y.pdf	
spectroscopic method for the determination of alogliptin benzoate and metformin hydrochloride in bulk and tablet dosage form	M. Sandhya, Saipurna. A, Ch. S. Vijaya Vani	Pharmaceutica analysis	Journal of global trends in pharmaceutical sciences	2020	8425-8429	https://www.jgtps.com/	https://www.jgtps.com/admin/uploads/Vpg8MR.pdf	
Phytochemical evaluation and in-vitro antioxidant potential of whole plant of Tanacetum parthenium	Deepthi Yada, T. Sivakkumar, N. Srinivas	Pharmaceutics	International research journal of pharmacy	2020	2230-8407	https://www.irjponline.com/index.php/IRJP	https://rjptonline.org/AbstractView.aspx?PID=2021-14-1-74	
A Novel UPLC Method Development and Validation for the Estimation of Paracetamol and Chlormezanone in Dosage Form	Teja Sri Adla, Sandhya Mamindla	Pharmaceutica analysis	Research and Reviews: A Journal of Pharmaceutical Science	2020	2229-7006	https://stmjournals.com/Journal-of-Pharmaceutical-Science.html	https://www.semanticscholar.org/paper/A-Novel-UPLC-Method-Development-and-Validation-for-Adla-Mamindla/1242890abb51e8778a393c054650b569e5596430	yes
Impact of The ^{68}Ga Prostate-Specific Membrane Antigen (^{68}Ga-PSMA) PET/CT on the Management of Prostate Cancer	Surampalli Gurunath, Shreeya Salunke and Sravan Komittishetty	Pharmacology	Journal of Exploratory Research in Pharmacology	2020	2993-5121	https://www.xiahepublishing.com/journal/jerp	https://www.xiahepublishing.com/2572-5505/JERP-2020-00009	YES

PRINCIPAL
Bharat Institute of Technology
Mangalpally (V), Ibrahimpatnam (M),
R.R. Dist - 501 510. Telangana.

Effect of Polyherbal Combinations and Essential Oils against Biofilm of Streptococcus	S. Gopi Krishna, K. Abhilash Reddy, M. Shiva Kumar, G. Ramu, B. Uma Rajeswari and	pharmaceutical medicinal chemistry	International Journal of Pharmaceutical Sciences and Research	2020	0975-8232	https://ijpsr.com/	https://ijpsr.com/bft-article/effect-of-polyherbal-combinations-and-essential-oils-against-biofilm-of-streptococcus-mutans/	yes
Fabrication and characterization of ketoprofen nanoparticles by double emulsification- solvent evaporation technique using PLGA	C. Sadak Vali, Md.Rayees Ahmad, AbdullahKhan, Sk. Arifa Begum, M.D.Priya Darshini,Amani Vemulapalli, S. TayabaGousia, SwathiGoud	pharmaceutical medicinal chemistry	International journal of pharmacy and pharmaceutical research	2020	0975-8232	https://ijpsr.com/	https://ijppr.humanjournals.com/wp-content/uploads/2020/11/33.C.-Sadak-Vali-MD.-Rayees-Ahmad-Abdullah-Khan-SK.-Arifa-Begum-M.D.Priya-Darshini-Amani-Vemulapalli-S.-Tayaba-Gousia-Swathi-Goud.pdf	YES
Coronavirus treatment: Newer Therapeutic Development of Covid-19 Drugs and Vaccines	Arun Kumar Sanapala, Sunkara Namratha, Sunil Junapudi	Pharmaceutical analysis	Inventi rapid: Pharmacy Practice	2020	0976-3848	https://inventi.in/journal/impact/139/InventiRapidPharmacyPractice	https://inventi.in/journal/article/139/31474/Inventi%20Rapid:%20Pharmacy%20Practi/Pharmaceutical	YES
Efficacy and pattern of antibiotic Usage Among Patients with Cirrhosis and/or Chronic Liver Disease in Telangana,	Shibnath Kami-Srinivas, Giddalur Ab-	Pharmacy practice	Exploratory Re-search and Hygine	2020	2278-4357	https://www.wjpps.com/	https://www.xiahepublishing.com/2472-0712/ERHM-2020-00003#:~:text=The%20current%20indications%20of%20antibiotic,ceftriaxone%20(administered%20as%201%20g%2F	
Formulation and Evaluation of Propranolol HCl Floating Tablets-A Gastro Retentive Drug Delivery	Banik Kabita*, Dr. Phalguna Y, Sangeetha B	Pharmaceutics	Research Journal of Pharmaceutical Dosage Forms and Technology	2019	0975-234X	https://rjpdft.com	https://www.indianjournals.com/ijor.aspx?target=ijor:rjpdft&volume=11&issue=3&article=005	
Reversed-phase high-performance liquid chromatography method development and validation of ilaprazole and domperidone in bulk and pharmaceutical dosage forms.	Namratha, Sunkara; Vijayalakshmi, A.	pharmaceutical Analysis	Drug invention today	2019	0975-7619	https://www.sciencedirect.com/journal/drug-invention-today	https://openurl.ebsco.com/EPDB%3Agcd%3A6%3A13324214/detailv2?sid=ebsco%3Aplink%3Ascholar&id=ebsco%3Agcd%3A140346363&crl=c	

PRINCIPAL
Bharat Institute of Technology
Mangalpally (V), Ibrahimpatnam (M),
R.R. Dist - 501 510. Telangana.

Formulation, Characterization and In-vitro Evaluation of Cetrizine HCL Oral Disintegrating Tablets	HARITHA PASUPULATI, Y PHALGUNA, SANDHYA RUDRA	Pharmaceutics	Asian Journal of Pharmaceutical Research and Development	2019	2320-4850	https://www.ajprd.com/index.php/journal	https://www.ajprd.com/index.php/journal/article/view/563	yes
RP-HPLC METHOD DEVELOPMENT AND VALIDATION OF CEFTALAZONE AND TAZOBACTUM IN BULK AND IN ITS PHARMACEUTICAL DOSAGE FORMS.	Maneesha, Kandala Neela; Sunkara, Namratha; Kumar, Sanapala Arun; Lakshmi, P. Rama	pharmaceutical Analysis	International Journal of Chemical & Pharmaceutical Analysis	2019	2395-2466	https://www.ijcpa.in/	https://www.ijcpa.in/articles/rphplc-method-development-and-validation-of-ceftalazone-and-tazobactum-in-bulk-and-in-its-pharmaceutical-dosage-forms.pdf	yes
Design and study of anticaries effect of different medicinal plants against S. mutans glucosyltransferase.	Kiranmai Mandava , U. R. Batchu, Shravya Kakulavaram, Shulamithi Repally, Ishwarya Chennuri Srinivas Bedarakota, Namratha Sunkara	Pharmaceutical Chemistry	BMC Complementary and Alternative Medicine	2019	1472-6882	https://bmccomplementmedtherapies.biomedcentral.com/	https://pubmed.ncbi.nlm.nih.gov/31375097/	
RP-HPLC METHOD DEVELOPMENT AND VALIDATION FOR ESTIMATION OF NELFINAVIR IN PURE FORM AND PHARMACEUTICAL DOSAGE FORM	Namratha Sunkara*, K. Sai Bhavani, S. Rehana, D. Sreeja and Farheen Begum	pharmaceutical Analysis	World Journal of Pharmaceutical Research	2019	2277– 7105	https://wjpr.net/	https://www.researchgate.net/profile/Namratha-Sunkara/publication/343850715_RP-HPLC_METHOD_DEVELOPMENT_AND_VALIDATION_FOR_ESTIMATION_OF_NELFINAVIR_IN_PURE_FORM_AND_PHARMACEUTICAL_DOSAGE_FORM/links/5f44af8392851cd30227e862/RP-HPLC-METHOD-DEVELOPMENT-AND-VALIDATION-FOR-ESTIMATION-OF-NELFINAVIR-IN-PURE-FORM-AND-PHARMACEUTICAL-DOSAGE-FORM.pdf	
Antitumor and Antioxidant Effects of Flavonoid Fraction of Citrus sinensis peel Extract	Godishala Shirisha1, Kiranmai Mandava*2, Uma Rajeswari Batchu2, Kesava Rao Thammana2, Vijaya Laxmi Turpu	Pharmaceutical Chemistry	Pharmacognosy Journal	2019	0973-1296	https://phcogj.com/	https://docs.google.com/viewerng/viewer?url=https://www.phcogj.com/sites/default/files/PharmacognJ-11-1-57.pdf	YES
In-vitro evaluation of Anti-helmintic activity of ethanolic extract of alternan-thera sessilis linn	Mrinmay Das* and Yadgiri Phalguna	Pharmaceutics	World journal of pharmaceutical and life sciences	2019	2278-4357	https://www.wjpps.com/	https://www.wjpls.org/home/article_abstract/1570	

PRINCIPAL
Bharat Institute of Technology
Mangalpally (V), Ibrahimpatnam (M),
R.R. Dist - 501 510. Telangana.

Anti-atherosclerotic activity of polygonum glabrum against high-fat diet in-rats	Mihir Y Parmar* , Amreen B, Shravya B and Dinesh P	Pharmaceutics	Insights in bio-technology and bioinformatics	2019	1177-9322	https://www.medtextpublications.com/insights-in-biotechnology-and-bioinformatics-home.php	https://www.medtextpublications.com/open-access/anti-atherosclerotic-activity-of-polygonum-glabrum-against-high-fat-diet-induced-atherosclerosis-in-rats-175.pdf	
Phytochemical evaluation and In-vitro anti-oxidant potential of whole plant of tanacetum Parthenium	sivakumar	pharmacognosy	International Re search Journal of Pharmacy	2019	2230-8407	https://www.irjponline.com/index.php/IRJP	https://www.irjponline.com/index.php/IRJP/article/view/393	YES
Topiramate induced stevens-Johnson Syndrome (SJS)-a case report	shibnath Kamila	Pharmacy practice	International journal of phar macy practice and drug research	2019	2250-3250	https://www.rip ublication.com/ijpdr.htm	https://www.researchgate.net/publication/333748942_TOPIRAMATE_INDUCED_STEVENS-JOHNSONS_SYNDROME_SJS_-A_CASE_REPORT	
nephroprotective and Antioxidant Potential of Ethanolic extract of Flowers of cassia Siamea against Gentamicin Induced nephrotoxicity	Mihir Y Parmar, Dinesh Pore	Pharmacology	jOJ urology and nephrology	2019	2476-0552	https://juniperp ublishers.com/jojun/	https://juniperpublishers.com/jojun/JOJUN.MS.ID.555693.php	
Analytical method development and validation for the simultaneous estimation of Sumatriptan and Naproxen by RP-HPLC method	Maddi Phanisri	Pharmaceutica analysis	International Journal of phar macy and biologi cal sciences	2019	0975-6299	https://www.ijpbs.com/	https://ijpbs.com/abstract.php?iid=2002	YES
Formulation, Characterisation and in-vitro evaluation of Fast Dissolving Oral films of Cetrizine HCl	Y.Phalguna, Haritha Pasupulati	Pharmacology	journal of drug delivery and ther apeutics	2019	2250-1177	https://jddtonline.info/index.php/jddt	https://jddtonline.info/index.php/jddt/article/view/3392	YES

PRINCIPAL
Bharat Institute of Technology
Mangalpally (V), Ibrahimpatnam (M),
R.R. Dist - 501 510. Telangana.

Oral Disintegrating tablets: a review	Y.Phalguna, Haritha Pasupulati	Pharmacology	European journal of biomedical and pharmaceutical sciences	2019	2349-8870	https://www.ejbps.com/		
Formulation, Characterisation and in-vitro evaluation of Isoniazid Micro spheres	Y.Phalguna	Pharmacology	Journal of Pharma research	2019	0973-7200	https://jopcr.com/	https://www.semanticscholar.org/paper/FORMULATION%2C-CHARACTERIZATION-AND-INVITRO-OF-Phalguna-Purna/2b15c7a83e9308a31d46ed4ec6891d25c0f92d9c	YES
Hypoprotective Potential of Ethanolic extract of barks of Tricholepis Glaberrima against Gentamicin Induced Nephrotoxicity	Mihir Y Parmar	Pharmacology	journal of Phar macology and clinical research	2019	2476-0552	https://juniperpublishers.com/jpcr/	https://juniperpublishers.com/jpcr/JPCR.MS.ID.555708.php	
Efficacy and pattern of Antibiotic Usage Among Patients with Cirrhosis and/or Chronic Liver Disease in Telangana, India	Shibnath Kamila, Surampalli Gurunath, Nimmagadda Srinivas, Giddalur Ab	Pharmacy practice	Exploratory Re search and Hy pothesis in Medi cine	2019	2993-5113	https://www.xiahepublishing.com/journal/erhm	https://www.researchgate.net/publication/341738819_Efficacy_and_Pattern_of_Antibiotic_Usage_Among_Patients_with_Cirrhosis_andor_Chronic_Liver_Disease_in_Telangana_India	
In-vitro evaluation of anthelmintic activity of ethanolic extract of alternanthera sessilis linn	Mrinmay Das,yadgiri phal guna	Pharmacology	World journal of pharmaceutical and life sciences	2019	2278-4357	https://www.wjpps.com/	https://www.wjpls.org/home/article_abstract/1570	YES
A V. Method development and validation of Lopinavir in Tablet Dosage form Using reversed phase high performance Liquid chromatography	S Namratha, A Vijayalakshmi	pharmaceutical Analysis	Asian Journal of Pharmaceutical and Clinical Research	2018	2349-7750	https://journals.innovareacademics.in/index.php/ajpcr	https://journals.innovareacademics.in/index.php/ajpcr/article/view/31715	
Validation of Cefpodoxime proxetil and Ambroxol hydrochloride by reverse-phase high-performance liquid chromatographic method.	Namratha, Sunkara; Vijayalakshmi, A.	pharmaceutical Analysis	Drug invention today	2018	0975-7619	https://www.sciencedirect.com/journal/drug-invention-today	https://openurl.ebsco.com/EPDB%3Agcd%3A1%3A13322385/detailv2?sid=ebsco%3Aplink%3Ascholar&id=ebsco%3Agcd%3A129638639&crl=c	
Study of a Drug (TLB) Containing Tridax procumbens, Lawsonia inermis and Bougainvillea spectabilis for the Effect of Analgesic, Antiinflamatory and Antipyretic Action in Rat	Shibnath Kamila, Sravani K	Pharmacology	Current Traditional Medicine	2018	2215-0838	https://benthamscience.com/public/journals/current-traditional-medicine	https://www.researchgate.net/publication/325649592_Study_of_a_Drug_TLB_Containing_Tridax_procumbens_Lawsonia_inermis_and_Bougainvillea_spectabilis_for_the_Effect_of_Analgesic_Antiinflamatory_and_Antipyretic_Action_in_Rat	YES

PRINCIPAL
Bharat Institute of Technology
Mangalpally (V), Ibrahimpatnam (M),
R.R. Dist - 501 510. Telangana.

Design, Synthesis and biological evaluation of novel urea and thiourea bearing thieno[3,2-d]-pyrimidines as PI3 kinase inhibitors	Sumalatha G1* and Sreedevi A2	Pharmacology	Anticancer agents in medicinal chemistry	2018	1875-5992	https://benthamscience.com/public/journals/anti-cancer-agents-in-medicinal-chemistry	https://www.semanticscholar.org/paper/Design%2C-Synthesis-and-Biological-Evaluation-of-Urea-Bodige-Ravula/043de62592a4efd0c90480a6c3d5616ac8037510	YES
Evaluation of Antiepileptic activity of ethanol extract of leaves of Gossypium Herbaceum in mice	Sumalatha G1* and Sreedevi A2	Pharmacology	International Journal of Pharmacy and Biological Sciences	2018	2230-7605	https://ijpbs.com/ijpbsadmin/upload/ijpbs_5c77f84ec13a8.pdf	https://ijpbs.com/ijpbsadmin/upload/ijpbs_5c77f84ec13a8.pdf	YES
The effect of Alpha Crystalline on Diet Induced Hypercholestrolemic rats	S. Nirmala Bharathi, R. Jayakumar*	Pharmacology	IOSR Journal Of Pharmacy www.iosrphr.org	2018	2319-4219	www.iosrphr.org	https://iosrphr.org/papers/vol8-issue6/Version-2/A0806020110.pdf	YES

PRINCIPAL
Bharat Institute of Technology
Mangalpally (V), Ibrahimpatnam (M),
R.R. Dist - 501 510. Telangana.

Total number of Publications during the last five years

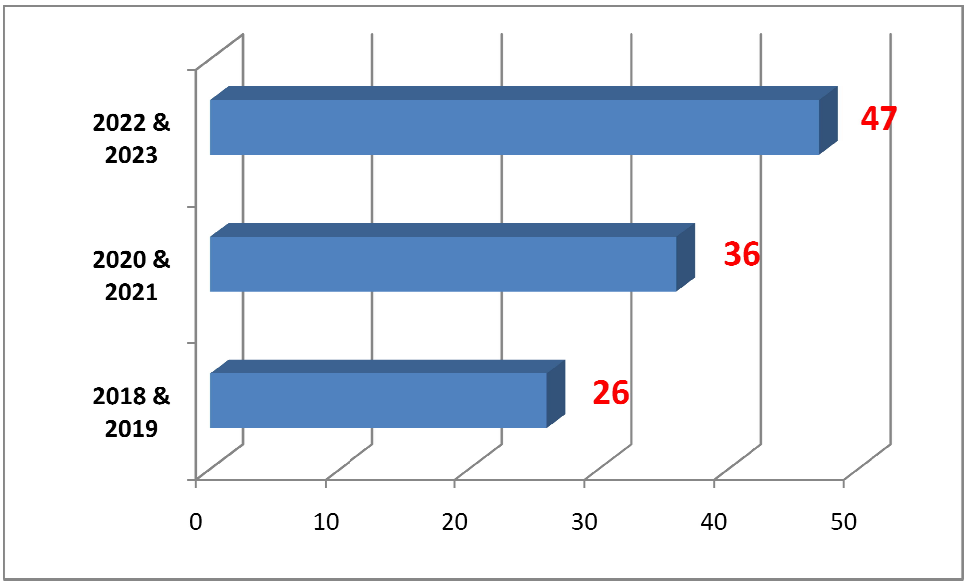

PRINCIPAL
Bharat Institute of Technology
Mangalpally (V), Ibrahimpatnam (M),
R.R. Dist - 501 510. Telangana.

International Journal of All Research Education and Scientific Methods (IJARESM), ISSN: 2455-6211, Volume 11, Issue 10, October-2023, Available online at: www.ijaresm.com

Formulation Development and In-Vitro Evaluation of Buprenorphine Loaded Transdermal Patches

Narre Shirisha.[1], Jimidi Bhaskar[1]

[1]Department of Pharmaceutics, Bharat Institute of Technology, Mangalpally, Ibrahimpatnam, Hyderabad

ABSTRACT

The goal of the current research was to create Buprenorphine transdermal matrix patches that would be effective. The ingredients of the transdermal patch are polyethylene glycol (PEG), hydroxy propyl methyl cellulose (HPMCK4M), Eudrajit RS, and di-chloromethane:methanol (1:1). The TDDS was created using the film casting method. A study of the interactions between drugs and excipients was then conducted using the Fourier transform infrared (FTIR) spectroscopy method. A physical assessment was made. In a Franz's diffusion cell, in vitro diffusion studies were carried out. The BF1 batch demonstrated the fastest drug release after 10 hours.

Keywords: Buprenorphine, Transdermal patch, FTIR

INTRODUCTION

Transdermal drug delivery systems (TDDS), also known as medicated adhesive patches applied to the skin to administer a precise dose of medication via the skin and into the bloodstream, are dosage forms created to transport a therapeutically effective amount of drug across a patient's skin [1]. Since frequent medication intake is not required, transdermal treatment devices may create prolonged, steady, and controlled levels of drug in the plasma, enhancing patient compliance [2].

The perfect penetration booster diminishes the stratum corneum's barrier resistance in a reversible manner without endangering the skin. The ability to avoid issues with stomach irritation, pH, and emptying rate impacts; avoid hepatic first pass metabolism [3]; and increase the bioavailability of the drug is the safest and most commonly utilized penetration enhancer.

MATERIALS AND METHODS

Materials

Buprenorphine was a gift sample from Clabs,Telangana. Eudragit RS-100 were obtained from Degussa India Pvt. Ltd. (Mumbai, India). HPMC obtained from Colorcon Asia Pvt. Ltd. (Goa, India). All other ingredients used were of pharmaceutical grade.

Methods

Drug polymer interaction

FTIR study

Infrared spectrum of drug and excipients were determined on Fourier Transform Infrared spectrophotometer (8400 S Shimadzu) using KBr dispersion method.

Calibration curve

The standard solution was created by combining 10 mg of buprenorphine with 10 ml of phosphate buffer pH 7.4, and then increasing the amount to 100 ml. A series of dilutions containing 0.2, 0.4, 0.6, 0.8, and 1 ml from this standard solution were pipetted out and subsequently diluted to 10 ml with phosphate buffer pH 7.4 to produce 2, 4, 6, 8, and 10 g/ml, respectively. When using phosphate buffer pH 7.4 as a blank solution, the absorbances of these dilutions were determined using a UV spectrophotometer at 235 nm.

Preparation of transdermal patch

The TDDS was prepared by film casting technique (Table 1). One by one, each polymer was dissolved in a solvent solution in a boiling tube. After ultrasonication, which helps to eliminate the air bubbles, the resulting homogenous solution was let

Development of Novel Indole-3-sulfonamide-heteroaryl Hybrids as Carbonic Anhydrase Inhibitors: Design, Synthesis and *in-vitro* Screening

Buy Article:
$68.00 + tax
(Refund Policy)
ADD TO CART
BUY NOW

Authors: Chinchilli, Krishna K.; Singh, Priti; Swain, Baijayantimala; Goud, Nerella S.; Sigalapalli, Dilep K.; Choli, Abhishek; Angeli, Andrea; Nanduri, Srinivas; Yaddanapudi, Venkata M.; Supuran, Claudiu T.; Arifuddin, Mohammed

Source: Anti-Cancer Agents in Medicinal Chemistry (Formerly Current Medicinal Chemistry - Anti-Cancer Agents), Volume 23, Number 11, 2023, pp. 1225-1233(9)
Publisher: Bentham Science Publishers
DOI: https://doi.org/10.2174/1871520623666230227092821

Abstract | References | Citations | Supplementary Data

Background: Carbonic anhydrases (CAs, EC 4.2.1.1) catalyze the reversible hydration of carbon dioxide to bicarbonate and a proton. Inhibition of isoforms IX and XII has induced potent anticancer effects.

Objective: A series of indole-3-sulfonamide-heteroaryl hybrid (6a-y) was synthesized and screened for the inhibition of human (h) hCA isoforms I, II, IX, and XII.

Methods: The synthesis of target compounds (6a-y) was carried out in multistep starting from 5-nitro indole as starting material by using classical reported reaction conditions. The steps involved are N-Alkylation Chlorosulfonation, amination, reduction, and finally amidation reaction.

Results: Amongst all the compounds (6a-y) synthesized and screened, 6l was found to be active against all the screened hCA isoforms, with Ki ranging 8.03 μM, 4.15 μM, 7.09 μM, and 4.06 μM respectively. On the other hand, 6i, 6j, 6q, 6s, and 6t were highly selective against tumor-associated hCA IX, and 6u was selective against both hCA II and hCA IX with moderate inhibitory activities under the range of 100 μM. These compounds showed good activity against the tumor-associated hCA IX and might be developed as future drug leads for anticancer drug discovery.

Conclusion: These compounds may be useful as starting points for the design and development of more selective and potent hCA IX and XII inhibitors.

Keywords: Carbonic anhydrases; carboxamides; coumarin; hCA IX; hCA XII; inhibitors; sulfonamides
Document Type: Letter Paper
Publication date: July 1, 2023

More about this publication?

We found a match
Your institution may have access to this item. Find your institution then sign in to continue.

Title

Tetrandrine, an Effective Inhibitor of COVID-19 Main Protease (M^{pro}); Insights from Molecular Docking and Dynamics Simulations.

Authors

S. K., Arifa Begum; Begum, Shaheen; Bandari, Pranay; B., Swapna; Reddemma, Maadhu

Abstract

Background: Natural products emerged as potential lead molecules in the drug discovery paradigm. During COVID-19 pandemic, researchers explored several natural agents with antiviral activity. The objective of the present study is to predict inhibitors of important COVID-19 targets from a set of potential candidates belonging to natural origin using molecular docking and dynamic simulation. Materials and Methods: Important target, main protease (Mpro) (PDB ID: 6M03) was selected for this purpose. Twenty natural agents were selected for molecular docking (Auto Dock vina 4.2). Molecular dynamic studies were performed using GROMACS. Results and Discussion: Among the selected natural products, tetrandrine, an isoquinoline alkaloid (-8.9 kcal/mol), and etoposide, a podophyllotoxin (-8.4kcal/mol) showed excellent binding affinity compared to remdesivir (-7.1kcal/mol) with Mpro. Further, the stability of the complex formed between Mpro and tetrandrine was confirmed in molecular dynamic studies at 100ns. Conclusion: The present in silico investigation could lead to the development of tetrandrine as a potent COVID-19 inhibitor.

Subjects

MOLECULAR dynamics; COVID-19 pandemic; COVID-19; ISOQUINOLINE alkaloids; DRUG discovery; MOLECULAR docking

Publication

International Journal of Pharmaceutical Investigation, 2023, Vol 13, Issue 4, p845

ISSN

2230-973X

Publication type

Academic Journal

Chapter 6
Print ISBN: 978-81-19039-34-0, eBook ISBN: 978-81-19039-37-1

Quantitative Estimation Preservative Paraben and Niolone 950 Content in Herbal Skin Unguent

Kabita Banik [a#*], Namratha Sunkara [a#], P. Twila Pushpa [a#] and Nahid [a#]

DOI: 10.9734/bpi/rpst/v3/17595D

ABSTRACT

A new analytical method was developed and validated for the quantitative estimation of the preservatives, such as Paraben, by High-Performance Liquid Chromatography (HPLC) and Neolone 950 by High- Performance Thin Layer Chromatography (HPTLC), in dermatological unguent [1]. Skin creams typically contain a number of ingredients, including preservatives. The primary reason for including preservatives as antimicrobial additives in skin cream formulations is to protect consumer health and safety. Preservatives are frequently used in multi-component mixtures to broaden the spectrum of antimicrobial properties. 1. Cosmetic product ingredients are labelled in accordance with (European Union) EU legislation. We developed a quantitative method for estimating the preservative concentration in herbal skin cream. The methods described above are based on High-Performance Liquid Chromatography (HPLC) analysis and UV spectroscopy, and they are carried out under various conditions. With minimal sample preparation, the suggested method was applied successfully to the assay of methyl paraben, propyl paraben, and neolone 950 in cosmetic products [2].

Keywords: Herbal cosmetics; paraben; preservative; HPLC; HPTLC.

1. INTRODUCTION

Cream is a semi-solid emulsion composed of oil and water in the presence of an emulsifying agent [1]. They are divided into two types: oil-in-water (O/W) creams which are composed of small droplets of oil dispersed in a continuous phase, and water-in-oil (W/O) creams which are composed of small droplets of water dispersed in a continuous oily phase. Oil-in-water creams are more comfortable and cosmetically acceptable as they are less greasy and more easily washed off

[a] *Bharat Institute of Technology, Hyderabad, India.*
[#] *Assistant Professor;*
**Corresponding author: E-mail: banikkabita64@gmail.com;*

Original Article

Thai Journal of Pharmaceutical Sciences

Phytochemical profile, HPLC analysis, and CNS activity of ethanol extract from the flowers of Borage

Haritha Polimati[1], Ho Viet Hieu[2], Rajeswari Pasupula[3], Srilakshmi Nallapaty[3], Srilekhya Ketha[4], Alekhya Ketha[5]

[1]Department of Pharmaceutical Sciences, AU College of Pharmaceutical Sciences, Andhra University, Visakhapatnam, Andhra Pradesh, India, [2]Department of Medical Microbiology and Parasitology, Faculty of Medicine, Duy Tan University, Da Nang, Vietnam, [3]Department of Pharmaceutical Sciences, K L College of Pharmacy, Koneru Lakshmaiah Education Foundation, Guntur, Andhra Pradesh, India, [4]Department of Pharmaceutical Sciences, Vignan Institute of Pharmaceutical Technology, Visakhapatnam, Andhra Pradesh, India, [5]Department of Pharmaceutical Chemistry, Bharat Institute of Technology-Pharmacy, Mangalpally, Telangana, India

Corresponding Author:
Alekhya Ketha, Department of Pharmaceutical Chemistry, Bharat Institute of Technology-Pharmacy, Mangalpally, Telangana, India.
Mobile: +91-7032757847.
E-mail: alekhya.illa92@gmail.com

Received: December 13, 2021
Accepted: May 02, 2022
Published: September 30, 2023

ABSTRACT

Purpose of the research: The study of medicinal plants has made it possible to develop products and drugs for the treatment of different diseases. Several plants in India have a history of popular use for the treatment of CNS disorders. The objective of this work was to provide information on the phytochemical profile and central nervous system (CNS) activity of the ethanolic extract of *Borago officinalis* flowers (Ee). **Results:** The preliminary phytochemical and HPLC evaluation of Ee established the presence of alkaloids, flavonoids, phenols, tannins, terpenes and steroids. The acute toxicity study revealed that administration of 2000 mg/kg body weight of Ee showed CNS depressant effect and there was no mortality observed up to 14 d. Thus, 100 and 200 mg/kg of Ee was selected for the spontaneous motor activity, muscle relaxant activity, effect on pentobarbital sodium-induced sleeping time and central analgesic activity. The results revealed that Ee at 100 and 200 mg/kg showed a significant ($P < 0.001$) reduction in spontaneous motor function, muscle relaxant activity and central analgesic activity. Whereas both low and high doses showed a significant ($P < 0.001$) increase in pentobarbital sodium-induced sleeping time. **Conclusion:** The result suggests that Ee has a CNS depressant and analgesic activity in tested rodent models.

Keywords: *Borago officinalis*, CNS activity, Muscle relaxant activity, Pentobarbital-induced sleeping time, Spontaneous motor activity

INTRODUCTION

Modern lifestyles have occasioned in stress-related ailments, and several tactics such as meditation and yoga are used to stabilize aversive stress effects. Plant preparations have come to rescue mankind in various disorders/diseases and may offer adequate solutions to stress-induced perturbations.[1] Biologically active phytochemicals appearing in various species of the family Boraginaceae have become a topic of importance in recent decades. Especially, rosmarinic acid (polyphenol) from *Cordia verbenacea*[2] and heliotrine (alkaloid) from *Heliotropium indicum*[3] have been studied for central nervous system (CNS) properties. Thus, it seemed of interest to study the CNS activities of other species of Boraginaceae, and the current pharmacological evaluation dealt with Borage or *Borago officinalis* (family: Boraginaceae).

Borage is widely distributed in Asia, Europe, and United Kingdom. In folklore medicine, the decoction of leaves, flowers, and stems of *B. officinalis* was widely used in the treatment of CNS disorders, liver diseases, diabetes, heart problems, and abdominal pain.[4,5] Earlier, few groups established the chemical composition of seed oil of *B. officinalis* and reported to have a good content of fatty acids such as linolenic acid, oleic acid, stearic acid, palmitic acid, eicosenoic acid, and erucic acid.[6,7] Recent pharmacological studies hypothesized that various extracts of *B. officinalis* parts have potential actions to inhibit free radical and inflammatory enzymes[8-10] and to treat gastrointestinal, respiratory, and cardiovascular disorders.[11] So far, no studies established the

International Journal of All Research Education and Scientific Methods (IJARESM),
ISSN: 2455-6211, Volume 11, Issue 10, October-2023, Available online at: www.ijaresm.com

Formulation Development and In-Vitro Evaluation of Deflazacort Fast Dissolving Tablets

G. Srujana[1], Jimidi Bhaskar[2]

[1,2]Department of Pharmaceutics, Bharat Institute of Technology, Mangalpally, Ibrahimpatnam, Hyderabad

****

ABSTRACT

The aim of the current research to develop fast dissolving tablets (FDTs) of Deflazacort by direct compression method. Deflazacort goes under Biopharmaceutical Classification System(BCS) II drug i.e., less dissolvability and high vulnerability which brings about less bioavailability of drug. The target of the existing work is expected to develop FDTs by utilizing superdisintegrants. Precompression and postcompression parameters of FDTs were evaluated. Out of 6 formulations DF6 containing sodium starch glycolate as disintegrant shows highest drug release in 15min, which is considered as optimized formulation. Accelerated stability study indicates no variation in parameters.

Keywords: Deflazacort, FDTs, direct compression, BCS.

INTRODUCTION

The advances in novel drug delivery systems for designing dosage forms like orodispersible tablets[1,.2] for convenient to be manufactured and administered free side effects, offering immediate release and enhance bioavailability so as to achieve better patient compliance. Oral drug delivery systems preferably tablets are most widely used dosage forms for being compact offering uniform dose and painless delivery. But elderly and pediatric patients suffer in dysphasia because of physiological changes is associated with those groups[3,4]. Generally dysphasia is observed nearly 35% of population and associated with a number of conditions like parkinsonism, mental disabilities, motion sickness, unconsciousness, unavailability of water etc..To overcome such problems certain innovative drug delivery system[5,6] like mouth dissolving tablets have been developed.

The concept of orodispersible tablets emerged from the desire to provide patient with conventional mean of taking their medication. It can be disintegrated, dissolved or suspended by saliva in the mouth resulting in easy swallowing can provide significant benefits to the pediatric and geriatric populations as well as other patients who prefer convenience of easily swallow able dosage form. Orodispersible tablets disintegrate instantaneously when placed on tongue, releasing the drug that dissolves or disperses in the saliva.The orally disintegrating tablets are also called as orodispersible tablets, quick disintegrating tablets, fast disintegrating tablets, porous tablets, rapimelts.The mouth dissolving tablets are absorbed from the mouth, pharynx and esophagus as saliva passes down into the stomach[7].The solution containing active ingredients is absorbed through gastrointestinal epithelium to reach the target and produce desired effect. In these cases the bioavailability of drugs are significantly greater than those observed from conventional solid dosage forms such as tablets and capsules[8].In the present study FDT of Deflazacortwere designed using direct compression method.

MATERIALS AND METHODS

Materials

Deflazacortwas received as a gift sample from Suzikem Labs Pvt Ltd., cherlapally, A.P, Magnesium stearate, talc, micro crystalline cellulose(MCC),and potassium dihydrogen-o-phosphate were procured from SD fine chem. Ltd Mumbai. Superdisintigrants are gifted from DFE Pharma.

Drug excipient studies:

The FTIRspctroscopy allows identification of functional groups in various chemicals as well as incompatibilities between the drug and excipients. From the FTIR spectroscopy study it can be concluded that the major peaks of drug remains intact and no interaction was found between the drug and excipients.

International Journal of All Research Education and Scientific Methods (IJARESM), ISSN: 2455-6211, Volume 11, Issue 11, November-2023, Available online at: www.ijaresm.com

Role of Insulin in Management of Type 2 Diabetes Mellitus - Review Article

V. Hari Kishore Reddy[1], Tanuku Ritika[2], Telukuntla Teja Reddy[3], Sobiya Ammara[4], Jimidi Bhaskar[5]

[1,2,3,4,5]Department of Pharmaceutics, Bharat Institute of Technology, Mangalpally, Ibrahimpatnam, Hyderabad – 501510

ABSTRACT

High blood sugar levels brought on by inadequate insulin synthesis are the hallmark of type 2 diabetes mellitus. Type 2 diabetes mellitus is becoming more common, and with it comes a rising amount of morbidity and mortality. Strict glycolic management plays a major role in lowering the micro vascular problems associated with diabetes. Even in individuals who take oral anti-diabetic medications on a regular basis, extra insulin therapy is still necessary. There are numerous insulin preparations on the market, and each offers benefits and drawbacks of its own. The purpose of developing the current insulin was to address some of the drawbacks of the earlier formulations. The function of insulin in the treatment of type 2 diabetes is discussed in this review.

INTRODUCTION

Human insulin is a synthetic form of the hormone that is produced in labs to mimic human insulin. It was developed in the 1960s and 1970s and was eventually licensed for medicinal use in 1982. Physicians used animal and porcine insulin prior to the development of human insulin. Diabetes mellitus is a chronic illness that affects many people worldwide. It is typified by a failure to maintainglycolic control and increasing beta cell loss. Diabetes burdens healthcare systems with both direct and indirect expenses and is a major source of morbidity and mortality. Insulin doses are needed fortreatment when multi-drug therapies and lifestyle changes are ineffective in lowering blood sugar levels.

History of Insulin

Dr. Teusches created the first human insulin synthetic in Switzerland in 1975. The US Food and Drug Administration authorized the first synthetic human insulin in 1982. A more sophisticated version ofhuman insulin was created in the 1990s. Analogue insulin was the name given to this.

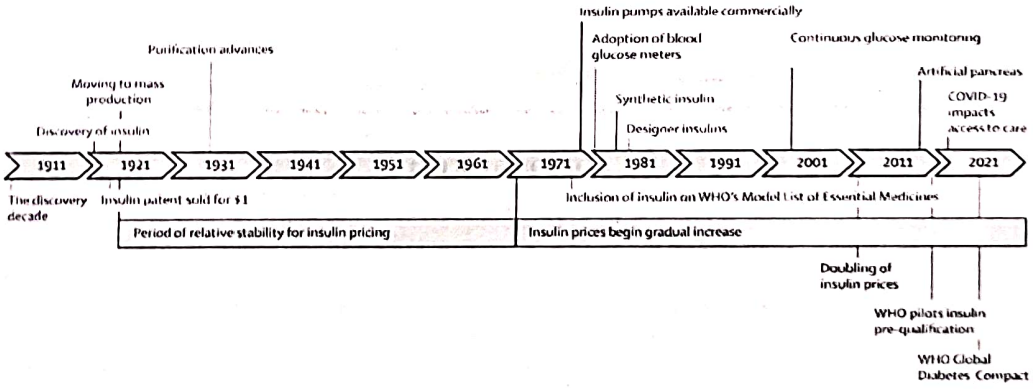

Pharmacological Action of Insulin

With a molecular weight of 6000 and 51 amino acids, insulin is a two-chain polypeptide. Insulin playsa key role in the treatment of type 1 diabetic patients with progressive beta cell insufficiency. Unlikeother oral hypoglycemic medications that depend on the existence of enough endogenous insulin to function as insulin sensitizers, insulin secretagogues, incretion mimics, amylin analogues, and otherfactors, insulin acts directly on tissues to regulate glucose homeostasis. The anabolic action of insulin and the promotion of the uptake, utilization, and storage of importantnutrients such as glucose, lipids, and

MS.ID-IJPBS-2771
International Journal of Pharmacy and Biological Sciences-IJPBS™ (2023) 13 (4): 18-27
Online ISSN: 2230-7605, Print ISSN: 2321-3272
Review Article | Pharmaceutical Sciences | OA Journal | MCI Approved | Index Copernicus

Pulmonary Drug Delivery System: A Review

Jukanti Harika Goud and Jimidi Bhaskar

Department of Pharmaceutics, Bharat Institute of Technology, Mangalally, Ibrahimpatnsm, Ranga Reddy-501510

Received: 02 Jul 2023/ Accepted: 9 Aug 2023 / Published online: 1 Oct 2023
*Corresponding Author Email: bhaskarbehappy@gmail.com

Abstract

Growing attention has been given to the potential of pulmonary root as an alternative for noninvasive systemic delivery of therapeutic agents. Pulmonary drug delivery can be used as an alternative to oral delivery. The system can be best utilized for both local and systemic actions. Pulmonary Drug Delivery System (PDDS) is an important research area which impacts the treatment of illness including asthma, chronic obstructive pulmonary disease (COPD) and various other diseases. Inhalation gives the most direct access to the drug target. This route can be used to deposit the drug to the target site at the high concentration reducing the amount of drug given to the patient and help in reducing systemic side effects and first pass metabolism. Generally, half of all pharmaceuticals are not soluble in water, but are soluble in lipid. As the lungs can absorb both water and oil into the tissue this is not a restriction of pulmonary delivery.

Keywords

Pulmonary Drug Delivery System, COPD, Systemic, Inhalation

*****

INTRODUCTION

Pulmonary drug delivery systems (PDDS) have been used for decades to deliver drugs for treatment of respiratory disorders [1] as well as other disorders. The lungs provide a huge surface area of alveoli with rich capillary network which acts as an excellent absorbing surface for administration of drugs. Throughout the past several years, rapid onset of action and higher efficiency has been responsible for the success of pulmonary delivery system for symptomatic relief in treatment of asthma and chronic obstructive pulmonary disease (COPD). Research in the area of pulmonary drug delivery has gathered momentum in the last several years, with increased interest in using the lung as a means of delivering drugs systemically. Delivery of locally acting drugs directly to the site of action reduces the amount of dose needed to produce the pharmacological effect but now the lung has been studied as a possible route to administer the treatment of systemic diseases, like diabetes mellitus. The site of deposition that is on central or peripheral airways and whether the distribution of the inhaled drug is uniform or non-uniform may play a vital role in an inhaled drug's effectiveness [2].

Pulmonary delivery of drugs has become an attractive target in the health care industry as the lung is capable of absorbing pharmaceuticals either for local deposition or for systemic delivery. Some pharmaceuticals are not soluble in water but are soluble in lipids. As the lung is able to absorb both water and oil into the tissue, this is not a limitation of pulmonary delivery. Targeted drug delivery to the lungs has evolved to be one of the most widely investigated systemic or local drug delivery approaches [3].

World Journal of Pharmaceutical Science and Research
www.wjpsronline.com
Research Article
ISSN: 2583-6579
SJIF Impact Factor: 3.454
Year - 2023
Volume: 2; Issue: 6
Page: 294-300

PREPARATION AND EVALUCATION OF FAST DISINTEGRATION TABLETS OF POSACONAZOLE

G. Rahul, J. Yashashwini, K. Vikram, K. Ujwala, K. Sai Rupini, *Dr. Jimidi Bhakar and Dr. Reddy Nazemoon

Department of Pharmaceutics, Bharat Institute of Technology Ibrahimpatnam (M), Mangalpally(V), Ranga Reddy (D), Telegana (S), India-501510.

Article Received: 24 October 2023 | | *Article Revised: 14 November 2023* | | *Article Accepted: 04 December 2023*

Corresponding Author: Dr. Jimidi Bhakar
Department of Pharmaceutics, Bharat Institute of Technology Ibrahimpatnam (M), Mangalpally(V), Ranga Reddy (D), Telegana (S), India-501510.

ABSTRACT

Posaconazole is a broad spectrum triazole antifungal agent with potent activity against various fungi, including yeast and moulds Clinical studies have demonstrated that the agent is efficacious as prophylaxis against inventive fungal infections inpatients at hedonist and may also useful in salvage therapy against invasive aspergillosis and mucomycosis However, the bioavailability Posaconazole following administration as oral suspension, which was the only formulation clinically available for many years variable negatively influenced several factors because many by the patients had sub therapeutic levels when the oral suspension was wed, overcome this limitation delayed release tablet was developed and is now available for clinical use. In addition, pharmacokinetic parameters following administration of the tablets were not Significantly affected by medication that increasing gastric motility, and the tablets could also be administrated without regard to food similar results have been found in patients at high risk for invasive fungal who have received.

KEYWORDS: Posaconazole, triazole, aspergillosis, mucomycosis.

INTRODUCTION

Posaconazole tablet formulation and appears to be well tolerated to date, although data regarding clinical efficacy are needed. Posaconazole is a triazole antifungal agent with a spectrum of activity that includes Candida and Cryptococcus specie and some endemic fungi. Posaconazole has received US Food and Drug Administration approval for the treatment of oropharyngeal, candidiasis including infections refractory to itraconazole and/or fluconazole. It is also approved as prophylaxis for invasive Aspergillus and Candida infections in patients aged >13 years who are at high risk of developing these infections, in adult and adolescent hematopoietic stem cell transplant recipients with graft-versus-host disease, and in persons with hematologic malignancies and prolonged neutropenia due to chemotherapy, who are at high risk of developing these infections. Approval for additional indications is being sought. Limited clinical experience suggests efficacy for the treatment of infections due to Zygomycetes and as salvage therapy for patients with invasive aspergillosis and coccidioido mycosis. Currently available only as an oral suspension, Posaconazole which has been well tolerated, requires administration with food or a nutritional supplement to assure adequate

World Journal of Pharmaceutical Science and Research
www.wjpsronline.com
Research Article
ISSN: 2583-6579
SJIF Impact Factor: 3.454
Year - 2023
Volume: 2; Issue: 6
Page: 273-280

FORMULATION DEVELOPMENT AND IN-VITRO EVALUATION OF POSACONAZOLE LOADED TRANSFEROSOMES GEL

Amulya Chikoti[1] and Jimidi Bhaskar*[1]

[1]Department of Pharmaceutics, Bharat Institute of Technology, Mangalpally, Ibrahimpatnam, Hyderabad-501510.

Article Received: 02 October 2023 | | Article Revised: 22 October 2023 | | Article Accepted: 29 November 2023

Corresponding Author: Jimidi Bhaskar
Department of Pharmaceutics, Bharat Institute of Technology, Mangalpally, Ibrahimpatnam, Hyderabad-501510.

ABSTRACT

The goal of the current research was to create Posaconazole (PSZ) transferosome gel that would be effective against fungal infections. The gel was created by thin film hydration method. A study of the interactions between drugs and excipients was then conducted using the Fourier transform infrared (FTIR) spectroscopy method. The formulations were prepared and evaluated for measurement of pH, viscosity, spreadability, % entrapment efficiency, drug content estimation and *in vitro diffusion* study. Eight formulations were developed(PF1-PF8). In a Franz's diffusion cell, *in vitro diffusion studies* were carried out. The PF7 batch demonstrated the highest drug release after 24 hours. The developed formulation was stable, non irritant and provided sustained release over 24 hrs.

KEYWORDS: Posaconazole, gel, FTIR, Franz's diffusion cell.

INTRODUCTION

Transdermal drug delivery systems (TDDS), also known as medicated adhesive patches applied to the skin to administer a precise dose of medication via the skin and into the bloodstream, are dosage forms created to transport a therapeutically effective amount of drug across a patient's skin.[1] Since frequent medication intake is not required, transdermal treatment devices may create prolonged, steady, and controlled levels of drug in the plasma, enhancing patient compliance.[2]

The perfect penetration booster diminishes the stratum corneum's barrier resistance in a reversible manner without endangering the skin. The ability to avoid issues with stomach irritation, pH, and emptying rate impacts; avoid hepatic first pass metabolism[3]; and increase the bioavailability of the drug is the safest and most commonly utilized penetration enhancer.

Posaconazole (PSZ) is a triazole antifungal drug of BCS Class-II medication with a high lipid solubility and low water solubility. Posaconazole is an antifungal medication that comes in a variety of forms, including injections, oral suspensions, and delayedrelease tablets. When taken orally, these formulations can cause patient incompliance,

© July 2023 | IJIRT | Volume 10 Issue 2 | ISSN: 2349-6002

A Novel Approach to Develop Tramadol Hydrochloride Transdermal Films with Complete *In-Vitro* Evaluation

KABITA BANIK[1], DR. NAMRATHA[2], TWILA[3], K HARIKA[4]
[1, 2, 3, 4] *Bharat Institute of Technology, Hyderabad, Telengana.*

Abstract*— The oral route is now the most prevalent method of medication administration. While it has the benefit of being simple to administer, it also has substantial disadvantages, including low bioavailability due to hepatic metabolism and the propensity to cause fast blood level spikes, necessitating high and/or frequent doses, which may be expensive and inconvenient. In this study, hydroxypropyl methyl cellulose 6 cps (HPMC 6 cps) and ethyl cellulose are used as release-controlling polymers to create a matrix type transdermal drug delivery system for the analgesic medication tramadol HCl for its systemic delivery. This new drug delivery systems has increased the therapeutic efficacy and safety of pharmaceuticals by allowing for more accurate, site-specific delivery system, it allows temporal placement inside the body, resulting in smaller dosages consumption.

Indexed Terms*— Transdermal films, Hydroxypropyl methyl cellulose, Ethylcellulose polymer, Tramadol HCl

I. INTRODUCTION

Transdermal medication delivery refers to the movement of a medicinal substance via the dermis of the skin for later systemic distribution. Therefore, properly speaking, this includes both traditional subcutaneous administrations with a hypodermic needle and syringe as well as the better recognised "patch." By this wide definition, the medication must enter the body through an artificial pathway, which is a feature of all transdermal drug delivery techniques. The key benefit of this method is that the medicine enters the body undisturbed and bypasses the body's different defence mechanisms[1]. The transdermal route of medication administration, while less convenient than oral administration (such as eating a tablet), avoids both drug breakdown in the gastrointestinal system and lower effectiveness due to first-pass metabolism (i.e. in the liver). Additionally, oral-specific adverse effects like liver damage—common with medications like estradiol (oestrogen) or paracetamol—are avoided. [2]

- Conventional patching techniques

Despite the fact that infusion pumps are dependable in providing the desired therapeutic administration profile, using one (such as an insulin pump) is rather difficult, expensive, and necessitates a hypodermic needle-based infusion set [2]. Drug administration using transdermal patches, where the medication diffuses through the skin, is far more practical while still providing the advantages of continuous drug release [3]. Depending on the patch size, the medications now used topically range in molecular weight from 162 Da (for nicotine) to 357 Da (for oxybutynin), with a realistic dosing rate of 4–20 mg/day. The mass of an insulin molecule is 5808 Da, but the molecular weight of contemporary DNA-based vaccines, which are composed of vectors with thousands of base pairs, may range from hundreds to thousands of kilo Daltons (kDa) [4-5].

II. MATERIALS AND METHODS

All the materials used in formulation, evaluation and other experiments are listed below. Distilled water is used in all experiments.

S. No	Use	Materials	Source
1	Drug	Tramadol HCl	Hy-Chem chemicals Pharma Ltd
2	Polymer	Hydroxy Propyl Methyl Cellulose 6 cps	Dr. Reddy's Laboratories Ltd
		Ethylcellulose	Dr. Reddy's Laboratories Ltd
3	Plasticizer	Polyethylene glycol 4000	SD Fine Chemicals
		Glycerin	
4	Penetration enhancer	Tween 80	SD Fine Chemicals
5	Solvents	Acetone	SD Fine Chemicals
6	Lubricant	Liquid Paraffin	SD Fine Chemicals

Table 1: List of materials used

Date of Received

International Journal of All Research Education and Scientific Methods (IJARESM), ISSN: 2455-6211, Volume 11, Issue 10, October-2023, Available online at: www.ijaresm.com

Formulation and in Vitro Characterization of Nelfinavir Extended-Release Tablets

Gunduavl Ramyasri[1], Namratha Sunkara[1]

[1]Department of Pharmaceutics, Bharat Institute of Technology, Mangalpally, Ibrahimpatnam, Hyderabad

ABSTRACT

The current study's objective was to develop a Nelfinavir drug delivery system based on extended release (ER). Four separate batches of Nelfinavir ER tablets were made using the direct compression method based on varying ethyl cellulose (EC) concentrations. The tablets' pre-compression and post-compression characteristics were established. N4 was judged to be the best batch out of all of them based on the highest drug release. The results for all formulations made it clear that the polymer of the core can regulate the rate of medication release. Therefore, current tablet design technologies can offer more benefits than traditional tablets.

Keywords: extended release, Nelfinavir, ethyl cellulose, direct compression

INTRODUCTION

Because of its simplicity in administration, consistent drug release into systemic circulation, and improved patient compliance, oral extended release (ER) systems command the largest market share among the numerous innovative drug delivery systems (NDDS) on the market. Compared to quick release formulation, these dosage forms offer a number of advantages, such as improved effectiveness in treating chronic illnesses, less side effects, and improved patient convenience because of a more straightforward dose regimen [1].

To provide therapeutically effective drug concentrations to the systemic circulation for an extended period of time, ER oral administration devices were created. Reduced side effects, improved convenience and patient compliance, and reduced dosing frequency are all therapeutic benefits of a correctly designed ER dosage form [2]. Controlled release polymer is used into dose forms to primarily achieve ER effect. This study's goal was to create ER Nelfinavir tablets using the direct compression method with ethylcellulose as the appropriate polymer.

MATERIALS AND METHODS

Materials

Nelfinavir was obtained from Cipla Laboratories Ltd, Goa, India. Microcrystalline cellulose (MCC, Avicel pH 101) was purchased from Signet Pharma, Mumbai. EC were obtained as a gift sample from SD Fine Chem Ltd, Mumbai. All other ingredients used were of laboratory reagents and used as such without further testing. All other solvents and reagents usedwere of analytical grade.

DRUG EXCIPIENT STUDIES

Fourier Transform Infrared (FTIR) Spectroscopy Study

FTIR is used to know characteristics peaks indicating compatibility between drug and excipients. The FTIR allows identification of functional groups [3] in various chemicals as well as incompatibilities between the drug and excipients.

Preparation of extended release (ER) tablets

The direct compression approach was used to create the tablets [4]. Ingredients in Table 1 were accurately weighed, with the exception of the lubricant (magnesium stearate) and glidant (aerosil), which passed through filter number 60. Gliding and lubricating fluid were run through sieve No. 80.

By using geometric dilution, all the ingredients—aside from the lubricant and glidant—were physically mixed together in a mortar. With the use of a rotary compression machine, the powders were compacted into spherical tablets.

Date of Received

All submissions of the EM system will be redirected to Online Manuscript Submission System. Authors are requested to submit articles directly to Online Manuscript Submission System (https://www.scholarscentral.org/submissions/indian-pharmaceutical-sciences.html) of respective journal.

Research Paper

Bioassay Guided Isolation of Anti-Inflammatory Compounds from *Bauhinia variegata* L.: A Key Ingredient in Herbo-Mineral Formulation, Gandmala Kandan Ras (https://www.ijpsonline.com/articles/bioassay-guided-isolation-of-antiinflammatory-compounds-from-embauhinia-variegataem-l-a-key-ingredient-in-herbomineral-formulation-4873.html)

K. N. Killari, Nguyen Huy Thuan[1], D S N B K Prasanth[2], S. P. Panda[3], P. K. Pasala[4], Alekhya ketha[5], V. B. Tatipamula[1*] and K. Prasad

f (https://www.facebook.com/ijpsonlinejournal/)

(https://twitter.com/IndianPharmSci)

Department of Pharmacology, Sri Vishnu College of Pharmacy, Bhimavaram 534 201, Andhra Pradesh, India, [1]Center for Molecular Biology, College of Medicine and Pharmacy, Duy Tan University, Danang 550000, Vietnam, [2]Pharmacognosy Research Division, K L College of Pharmacy, Koneru Lakshmaiah Education Foundation, Vaddeswaram, Andhra Pradesh 522302, [3]Pharmacology Research Division, Institute of Pharmaceutical Research, GLA University, Mathura, Uttar Pradesh 281406, [4]Department of Pharmacology, Santhiram College of Pharmacy, Nandyal, Andhra Pradesh 518112, [5]Department of Pharmaceutical Chemistry, Bharat Institute of Technology-Pharmacy, Mangalpally, Ibrahimpatnam, Telangana 501510, India

***Corresponding Author:**

V. B. Tatipamula
Center for Molecular Biology, College of Medicine and Pharmacy, Duy Tan University, Danang 550000, Vietnam
E-mail: vinaybharadwajtatipamula@duytan.edu.vn

Date of Received 01 July 2021

IJCRT.ORG ISSN : 2320-2882

INTERNATIONAL JOURNAL OF CREATIVE RESEARCH THOUGHTS (IJCRT)

An International Open Access, Peer-reviewed, Refereed Journal

A REVIEW ON MILLINGTONIA HORTENSIS

AUTHORS : Dr.ALEKHYA KETHA*[1] , A.SAI CHARAN[2], A.JAYASREE[3], B.M JOTHSNAVI [4], A. VARSHITHA[5] , A.SAI [6].

AUTHOR 1 ASST.PROFESSOR, DEPARTMENT OF CHEMISTRY ,AUTHOR-2,3,4,5,6 STUDENT ,B PHARM 4 TH YEAR BHARAT INSTITUTE OF TECHNOLOGY,MANGALPALLI ,RANGAREDDY ,TELANGANA ,INDIA,501510.

ABSTRACT: Millingtonia hortensis Linn. is cultivated in most parts of India, both in gardens and avenues. Tall and straight, with comparatively few branches, its popularity lies in its ornamental value. It is a fine tree, fast growing, but with brittle wood, liable to be damaged by storms. In favourable positions it can grow to 24 m tall. The ashy bark is cracked and furrowed and the numerous fissures make removal of the cork an easy matter. It is used as an inferior substitute for true cork. From April until the rains and again in November and December, a profusion of silvery-white, delightfully fragrant flowers crown the foliage. Upright open clusters with arching blooms terminate every branchlet. Each flower is a tiny bell-shaped calyx, a long slender tube of palest green dividing into four waxy, white petals and several conspicuous yellow anthered stamens. Many flowers are delicately tinted with rose. As the flowers are short-lived, the flower sprays mostly consist largely of long whitish buds, while the ground below is spangled with innumerable little stars. Between January and March the leaves are shed and renewed during April and May, although the tree is never quite naked. Trees do not seed very easily in India[1].

IMPORTANT TERMS : Millingtonia hortensis , brittle wood, foliage, calyx, stamens.

INTRODUCTION :

Millingtonia hortensis Linn. is an important medicinal plant which belongs to the family Bignoniaceae and it is one of important medicinal plant in Southern Asia, ranging from India, Burma, Thailand and Southern China Commonly known as Cork tree. It is also called as Akash neem, Neem chameli . A very tall tree, Flowers have very rich & pleasant scent. Propagation by Seeds, suckers. Longevity is Perennial. It is a tall deciduous tree. It grows up to 25 meter. The leaves are pinnately compound. Long leaves bear two or three widely spaced pinnae, each with 5-7 smooth leaflets, oval, pointed and slightly round-toothed, 1-3 inches long[2].

In India about 7300 plant species are used in traditional health care systems. 90% of the medicinal plants which find place in day-to-day uses, many of these, are used as herbal remedies[3]. Medicinal plants are of great importance to the health of individual and communities. The medicinal value of these plants lies in some chemical active substances that produce a define physiological action on human body. The most important of these chemically active constituents of plants are alkaloids, tannin, flavonoid and phenolic[4].

A very tall and straight tree with brittle wood and liable to damaged by storms. It can grow up to 25 meter tall and it can reach 80 meter in height. Flowers have very rich and pleasant scent. In Thailand, the flower is called 'peep' and compounds. Many of these indigenous medicinal plants are also used for medicinal purposes . In recent years, use of antimicrobial drugs in the treatment of infectious disease has developed multiple drug resistance and with increase in production of new antibiotics, by pharmaceutical industry, resistance to these drugs has also increased.used for the treatment of asthma, sinusitis and as a cholagogue and tonic. The flowers are also used in rituals and have good antimicrobial properties. The stem has brittle wood and liable to damaged by storms, stem bark is used traditionally as mainly lung tonic, antiasthmatic and antimicrobial properties. Leaves and roots of cork tree used as antiasthmatic and antimicrobial activity. Fruit is very long and narrow, pointed at both ends and contains thin, flat seeds. Trees do not seed very easily in India. Roots can be used for the treatment of tuberculosis and as an antiasthmatic. The leaves of Cork tree are very ornamental and extracts of leaves has good antimicrobial activity. The leaves of Millingtonia hortensis are used as antipyretic, antiasthmatic, sinusitis, cholagogue and tonic in folklore medicine[5].

Effect of Isolated Fraction from *Biophytum reinwardtii* on Dexamethasone Induced Insulin Resistance in Rats

Jump To References Section

Nagaraju Bandaru
College of Pharmacy, Koneru Lakshmaiah Education Foundation, Vaddesweram, Guntur - 522502, Andhra Pradesh ,IN

A. Narayana Rao
College of Pharmacy, Koneru Lakshmaiah Education Foundation, Vaddesweram, Guntur - 522502, Andhra Pradesh ,IN

Yasho Deepika
Department of Pharmacy, Anurag University, Venkatapur, Ghatkesar, Hyderabad - 500088, Telangana ,IN

Alekhya Ketha
Bharat Institute of Technology-Pharmacy, Mangalpally, Hyderabad - 501510, Telangana ,IN

Daveedu Thathipudi
Department of Biotechnology, Vikarma Simhapuri University, Nellore – 524320, Andhra Pradesh ,IN

N. Sri Laxmi
College of Pharmacy, Koneru Lakshmaiah Education Foundation, Vaddesweram, Guntur - 522502, Andhra Pradesh ,IN

DOI: https://doi.org/10.18311/ti/2023/v30i1/26258
Keywords: Antioxidants, Diabetes, Fraction, Insulin, Resistance

Pharmacology

ABSTRACT

The Fraction from Methanolic extract whole plant of *Biophytum reinwardtii* (HEMBR) is traditionally used in the treatment of diabetes. Rats were treated with a standardized dose of Dexamethasone for 14 days

All submissions of the EM system will be redirected to Online Manuscript Submission System. Authors are requested to submit articles directly to Online Manuscript Submission System (https://www.scholarscentral.org/submissions/indian-pharmaceutical-sciences.html) of respective journal.

Research Paper

Gas Chromatography-Mass Spectrometric Analysis, Isolation, Characterization and Biological Activity of Ethanolic Extract of Moss *Fabronia secunda* Mont. (https://www.ijpsonline.com/articles/gas-chromatographymass-spectrometric-analysis-isolation-characterization-and-biological-activity-of-ethanolic-extract-of-moss-emfa-4941.html)

K. N. Killari, D. S. N. B. K. Prasanth[1], S. P. Panda[2], Ho Viet Hieu[3], Alekhya Ketha[4], V. B. Tatipamula[5*] and K. Prasad

f (https://www.facebook.com/ijpsonlinejournal/)

(https://twitter.com/IndianJPharmSci)

Department of Pharmacology, Vishnu College of Pharmacy, Bhimavaram, Andhra Pradesh 534201, [1]Pharmacognosy Research Division, K L College of Pharmacy, Koneru Lakshmaiah Education Foundation, Vaddeswaram, Andhra Pradesh 522302, [2]Pharmacology Research Division, Institute of Pharmaceutical Research, GLA University, Mathura, Uttar Pradesh 281406, India, [3]Department of Medical Microbiology and Parasitology, Duy Tan University, Da Nang 550000, Vietnam, [4]Department of Pharmaceutical Chemistry, Bharat Institute of Technology-Pharmacy, Mangalpally, Telangana 501510, India; [5]Center for Molecular Biology, College of Medicine and Pharmacy, Duy Tan University, Danang 550000, Vietnam

***Corresponding Author:**

V. B. Tatipamula
Center for Molecular Biology, College of Medicine and Pharmacy, Duy Tan University, Danang 550000, Vietnam
E-mail: vinaybharadwajtatipamula@duytan.edu.vn

Date of Received 10 June 2021

Protective activity of ferulic acid on rotenone-induced Neurodegeneration in Zebra-fish model

Nagaraju Bandaru[1]*, A. Narayana Rao[2], Alekhya ketha [3], N. Srilaxmi[4], Yasho Deepika [5], Nalini Panatula[6], Marshet Getachew Argaw[7]

[1,2,4] College of Pharmacy, Koneru Lakshmaiah Education Foundation, Vaddeswaram, Guntur, AP, India-533302.
[3].Bharat Institute of Technology-Pharmacy, Mangalpally, Hyderabad
[5].Department of Pharmacy, Anurag University, venkatapur, Ghatakesar, Telangana.
[6] Pharmaceutical Biotechnology division, A.U. College of Pharmaceutical Sciences, Andhra University,Visakhapatnam-530003.

***Corresponding author:**
Nagaraju Bandaru,
College of Pharmacy,
Koneru Lakshmaiah Education Foundation
Email: bnagaraju@kluniversity.in

Abstract
Back ground- Parkinson disease is acknowledged as progressive disorder that cause degeneration of a neuron which occur as a result of abnormal cluster of a protein termed as alpha-synuclein that leads to a diminishing effect to the level of brain dopamine level in basal ganglia. Methods and Materials determine the behavioral parameter, dopamine and catalase level and mitochondrial function of Rotenone induced zebra fishes we carried out an experiment on 40 fishes induced with Rotenone (Parkinson inducer) and 10 normal fishes. Result -this article provides an inclusive, general and practical experimental procedure on zebra fish using Ferulic acid as our test compound and it act as anti-Parkinson phytochemical. Conclusion-we noticed that while the fish treated with Rotenone shows unusual feature like erratic movement and being in cataleptic state after some time and decrease on their Dopamine, Catalase and Mitochondrial function level, on the other hand the fish that was priorly treated with Ferulic acid followed by a direct exposure to Rotenone shows an increasing level of bio chemical parameter.

Keywords: Alpha-synuclein, abnormal cluster, Brain dopamine level, Behavioral parameter, Biochemical parameter, Catalepsy.

Introduction

Parkinson's disease is named by the British doctor James Parkinson in 1817 who wrote the first book about the disease. According to his definition, Parkinson is called the shaking palsy or paralysis agitans (1). Neuronal loss in the substantia nigra, which result in striatal dopamine deficiency, and intracellular inclusions containing bunch of α-synuclein are the neuropathological target of Parkinson disease (2). Parkinson disease is a unique clinical and neuropath logical entity which is manifested clinically by bradykinesia, resting tremor, rigidity and postural reflex impairment (3).

The etiology of Parkinson disease is not known but genetic and environmental factors have its own implication (4). Abnormal mutation in alpha-*synuclein* (*SNCA*), *parkin* (*PARK2*), *PTEN-induced putative kinase 1* (*PINK1*), *DJ-1* (*PARK7*), and *Leucine-rich repeat kinase 2* (*LRRK2*) are the main genetical factor for the disease (5). An increase in the level of genetically cell aging process as a result of the combined effect of triggering factor like environmental toxins result in idiopathic

Research Journal of Pharmacy and Technology

(Home.aspx)

ISSN

0974-360X (Online)
0974-3618 (Print)

Evaluation of Antibacterial and Antioxidant potential of Melia. Azedarach linn. and Psidium guajava linn. Leaf extracts (AbstractView.aspx?PID=2023-16-7-12) (https://scholar.google.co.in/scholar?q=Evaluation of Antibacterial and Antioxidant potential of Melia. Azedarach linn. and Psidium guajava linn. Leaf extracts)

Author(s): Gade Kalyani (search.aspx?key=Gade Kalyani), Azka Fathima (search.aspx?key=Azka Fathima), Guddeti Venkateswarlu (search.aspx?key=Guddeti Venkateswarlu), D. Ravi Sankar Reddy (search.aspx?key=D. Ravi Sankar Reddy), Shaik Harun Rasheed (search.aspx?key=Shaik Harun Rasheed)

Email(s): gadekalyani1989@gmail.com (mailto:gadekalyani1989@gmail.com)

DOI: 10.52711/0974-360X.2023.00515 (https://doi.org/10.52711/0974-360X.2023.00515)

(https://scholar.google.co.in/scholar?q=10.52711/0974-360X.2023.00515)

Address: Gade Kalyani1*, Azka Fathima2, Guddeti Venkateswarlu3, D. Ravi Sankar Reddy4, Shaik Harun Rasheed5
1Associate Professor, Department of Pharmacology, Bharat Institute of Technology, Mangalpally, Ibrahimpatnam - 501510, Telangana, India.
2Assistant Professor, Department of Pharmaceutical Analysis, Bharat Institute of Technology, Mangalpally, Ibrahimpatnam - 501510, India.
3Assistant Professor, Department of Pharmacology, School of Pharmacy, Guru Nanak Campus, Ibrahimpatnam -

FORMULATION AND EVALUATION OF FAST DISSOLVING ALBENDAZOLE TABLETS

Bhaskar Jimidi[1], Anil Joshi Mergi[2]

[1]Department of Pharmaceutics, Bharat Institute of Technology,Mangalpally (V), Ranga Reddy Dist. Telangana, India.

ABSTRACT

The objective of the study was to develop fast dissolving tablets (FDT) of albendazole.Dry granulation technique was used for the preparation of FDT using super disintegrants sodium starch glycolate. The formulated tablets were evaluated for pre compression parameters; post compression parameters, wetting time, *in vitro* dispersion time, *in vitro* dissolution study. Fourier Transform InfraredSpectroscopy (FTIR) study was used to know compatibility studies of formulations. The tablet formulation batch F3 was considered as the overall best formulation as it showed *in vitro* drug release study of 96.56 % at the end of 6 mins..Short term stability studies (at 40±2°C/75±5% RH) on the best formulation indicated that there no significant changes in drug content. From the FTIR study indicated that there are no drug excipient interactions.It can be concluded that dissolution profile of albendazole is more in F3 batch as it contains more amount of sodium starch glycolate.

Keywords: Albendazole,FDT, FTIR spectroscopy,sodium starch glycolate.

INTRODUCTION

Albendazole is a treatment of choice for neurocysticercosis, the dosage for Albendazole is 15 mg/ per day for ten days. Chemically, it is methyl 5-(propylthio)-2-benzimidazole carbamate. Its Molecular formula is $C_{12}H_{15}N_3O_2S$. Its molecular weight is 265.34.Generic Albendazole tablets from developing countries showed a poor dissolution rate compared to the innovator product, which creates a need for developing a generic product of a chewable Albendazole tablet with an improved dissolution rate. Albendazole was selected as a drug candidate for the formulation of FDT for the following reasons. It is chemically [1] stable. The biological $t_{1/2}$ is 8 to 12 h. In view ofsubstantial first pas effect and its shorter plasma half life, therefore is an ideal drug candidate forFDT.

Solid dosage forms like tabletsare the most popular dosage forms [2,3]existing today because of its convenience of self administration, compactness and easy manufacturing. Out of variousnovel drug delivery system (NDDS) for designing dosage forms like FDT [4,5] for convenient to be

WORLD JOURNAL OF PHARMACY AND PHARMACEUTICAL SCIENCES

(An ISO 9001:2015 Certified International Journal)

An International Peer Reviewed Journal for Pharmaceutical and Medical Research and Technology

ISSN ... Impact ... 025 ... .65

SAT, OCT 05 2... 21:23 PM

World Journal of Pharmacy and Pharmaceutica

Login | Register

WJPPS Citation new

	All	Since 2019
Citation	5450	3969
h-index	23	20
i10-index	134	84

Login

User Name :

Username

Password :

Password

Forgot Password | Register

submit

Search

Go

News & Updation

OSTS (online submission and tracking system), which have dedicated control panel for both author and reviewer. Using this control panel author can submit manuscript

- Call for Paper

WJPPS Invited to submit your valuable manuscripts for Coming

Abstract

AGRICULTURAL USES OF CARBON NANOTUBES AND THEIR TOXIC EFFECTS

*Mahesh Gomasa and JE Rachel Nivedita

ABSTRACT

Carbon nanotubes are one of the most studied materials in the world right now. It is the most desired material with electrical, mechanical and thermal characteristic properties. Research in this area is revealing a slew of surprises in fields including material science, physics, chemistry and biology; opening up an abounding of new possibilities for the application. In this review, we highlight the synthesis, classification, detailed agricultural application of Carbon nanotubes like Plant growth regulators, Biosensor, Seed dormancy and germination, Pesticide analysis and also the drawbacks that could lead to CNT toxicity.

Keywords: Carbon nanotubes, Agriculture, Seed Dormancy, Germination, Biosensor, Toxicity.

[Download Article] [Download Certifiate]

Call for Paper

World Journal of Pharmacy and Pharmaceutical Sciences (WJPPS)

Read More

Online Submission

World Journal of Pharmacy and Pharmaceutical Sciences (WJPPS)

Read More

Email & SMS Alert

World Journal of Pharmacy and Pharmaceutical Sciences (WJPPS)

Read More

Downloads

Author Instruction

Covering Letter

Copyright Form

Powered By WJPPS | All Right Reserved

003544153

Follow Us On .

Connecting you to content on EBSCOhost

We found a match
Your institution may have access to this item. Find your institution then sign in to continue.

Title

Synthesis, Antioxidant, Antinociceptive Activity of Novel Phenoxy acetyl carboxamides.

Authors

MANJUSHA, R. K.; REDDEMMA, M.; BEGUM, SHAHEEN; S. K., ARIFA BEGUM; SHAREEF, MOHAMMAD ZUBAIR; BHARATHI, K.

Abstract

A series of novel phenoxy acetyl carboxamides (4a-4g) were synthesized by amidation using phenoxy acetyl hydrazide and various acid chlorides (benzoyl, adamantly carbonyl cinnamoyl, 4-chloro benzoyl chlorides) or bases (piperidine, morpholine & substituted piperidinone) and evaluated for antioxidant and antinociceptive activities. The title compounds were purified by recrystallization using ethanol and characterized by spectral (FTIR, 1H NMR, and Mass) analysis. Compound 4a was effective in scavenging the DPPH radicals (57%) and nitric oxide (NO) radicals (52%) while compound 4e was able to significantly neutralize ABTS cation radicals (58%). However, the radical scavenging ability was lesser compared to the standard antioxidant agents. Among the tested compounds, 4f and 4g elicited good antinociceptive activity in the central and peripheral animal models (25 mg/kg body weight). Compounds 4b and 4f seem to open ATP-sensitive potassium channels (KATP channels), a possible mechanism for their peripheral effects. The carboxamides bind well with the monoglyceride lipase enzyme (MAGL) and established strong interactions at the active site.

Subjects

CARBOXAMIDES; POTASSIUM channels; MORPHOLINE; BENZOYL chloride; ACYL chlorides; RADICAL cations; ANTIOXIDANTS

Publication

Oriental Journal of Chemistry, 2022, Vol 38, Issue 3, p709

ISSN

0970-020X

Publication type

Academic Journal

Save 10% on All IGI Global Research Books
& OnDemand Individual Chapter & Article Downloads
(/search/)

Available exclusively on IGI Global's Online Bookstore. Offer valid through October 31, 2024



Exploring Quantitative Structure-Activity Relationships (QSARs) for Urea-Based Dual FAAH and sEH Inhibitors

Jaswanthi Padala, Shaheen Begum, Bharathi Koganti, Arifa Begum S. K.

Source Title: International Journal of Quantitative Structure-Property Relationships (IJQSPR) (/journal/international-journal-quantitative-structure-property/126552) 7(2)
Copyright: © 2022
Pages: 17
DOI: 10.4018/IJQSPR.290013

OnDemand:
(Individual Articles) $37.50

() Available

Current Special Offers

Abstract

Several urea-based compounds have been reported as dual inhibitors of Fatty acid amide hydrolase (FAAH) and Soluble epoxide hydrolase (sEH) enzymes which have potential as anti-inflammatory and antinociceptive agents. QSAR studies were performed on the urea analogs to identify the molecular descriptors influencing the FAAH and sEH inhibitory activity using Small Dataset Modeler tool. Molecular descriptors (1D &2D) were computed using PaDEL-Descriptor software. A set of forty-eight compounds was used in the present study. Statistically significant models were derived for both the enzymes [pIC50 (sEH): R2 = 0.797, Q2 = 0.762 and Q2F1 =0.747; pIC50 (FAAH): R2 = 0.642, Q2 = 0.521 and Q2F1 =0.566]. The results of QSAR on the sEH enzyme revealed the contribution of topological charge indices, Ionization potential, and the number of nitrogen atoms (naaN) for defining the potency. Polarizability showed a major influence on FAAH inhibition. The predictive ability of the QSAR models was established based on the dual inhibitory potential of some newly designed molecules.

Article Preview

Top

1. Introduction

A well-validated QSAR model guides medicinal chemists to analyze the effect of molecular features on biological activity, as well as in the design and the activity prediction of newer analogs (Maltarollo et al, 2017, Neves et al, 2018). QSAR techniques are proven strategies to reduce animal experimentation requiring cumbersome ethical obligations. Several drugs such as Zanamavir, Imatinib,

IJCRT.ORG ISSN : 2320-2882

INTERNATIONAL JOURNAL OF CREATIVE RESEARCH THOUGHTS (IJCRT)

An International Open Access, Peer-reviewed, Refereed Journal

STABILITY INDICATING RP-HPLC METHOD DEVELOPMENT AND VALIDATION OF DAPTOMYCIN

Dr.Namratha Sunkara*[1], Kabita Banik [2], ,P.Twila Pushpa[3],B.Swathi[4],Azka Fathima[5]

[1]Bharat Institute of Technology, Mangalpally, Ibrahimpatnam, Rangareddy Telangana India

ABSTRACT: A simple, Accurate, precise method was developed for the estimation of the Daptomycin in Tablet dosage form. The detection was carried out by using PDA detector at 223nm.Phenomenex IB-SIL C_8 column was used for the study as this yield peak of good shape.Buffers of different pH were tried. 3.4g/L $NH_4H_2PO_4$ adjust P^H to 3.1 ± 0.05 with H_3PO_4 was finally used because of the good symmetrical peaks.. Injection volume used was 25µl .This has yielded peaks of good shape without any splitting. The flow rate was fixed at 0.9ml/min. This has eluted the drug around 37min.By using the method the retention time of the Daptomycin was found to be 37.74min.System suitability conditions meet the recommended criterion.Linearity of the solution was demonstrated between 0.1506 mg/ml and 0.4519 mg/ml concentration range.Accuracy was demonstrated as reported. Recovery and % of RSD are within the recommended limits.Limit of detection value is at 0.0000154mg/ml and limit of quantification is at 0.0000467mg/ml. Under forced degradation studies, the peak single point threshold is always lower than purity index for Daptomycin peak and all degradant peaks were well resolved. Retention times were decreased and run time was decreased, so the method developed was simple and economical that can be adopted in regular Quality control test inIndustries.Hence the method can be adopted as a stability indicating method.

Keywords: Quality control, Daptomycin, Recovery, Wavelength.

INTRODUCTION:

Pharmaceutical Analysis is that centre branch of drug store training and research, which is advancing speedy. It can be arranged as union of new medications particles and pharmaceutical investigation.The liquid chromatographic techniques, the pivoted arrange systems in perspective of balanced silica offers the most imperative probability of triumphs. In any case, an extensive number of (structure) factors (parameters) impact the selectivity and the assurance. Trade legitimate methods are made for the prescription thing to diminish the cost and time[1]. Then evaluate the best division condition from trial runs. In the wake of improving the separation condition, favour the procedure for release to routine research focus.Daptomycin arepale yellow crystalline powder, both the medicine are freely soluble in methanol and practically insoluble in water[2]. Themechanismofactionofdaptomycinisdistinctfromthatofanyotherantibiotic. Daptomycin bindstobacterialmembranesandcauses arapiddepolarisationofmembranepotential inbothgrowingandstationaryphasecells.

Research Journal of Pharmacy and Technology
Year : 2022, Volume : 15, Issue : 9
First page : (4208) Last page : (4211)
Print ISSN : 0974-3618. Online ISSN : 0974-360X.
Article DOI : 10.52711/0974-360X.2022.00707 (http://dx.doi.org/10.52711/0974-360X.2022.00707)

Efficacy of oral glucosamine sulphate and sulfasalazine combination in the trea

Marina G D'Souza[1,*], Ramu D.[2], Reddy E. Haritha[2], Billa Ravali[2], Kumar N. Sai[2], Swathi B[2]
[1]Department of Pharmacognosy, Bharat Institute of Technology, Mangalpally, Hyderabad
[2]Department of Pharm D, Bharat School of Pharmacy, Mangalpally, Hyderabad
*Corresponding Author E-mail: marina47abc@gmail.com (mailto:marina47abc@gmail.com?cc=gbshat@indianjournals.com)

Online published on 27 February, 2023.

Background

Osteoarthritis is a degenerative disorder commonly affecting any joints mostly joints of hands, knees, spine and hips. The disorder occurs wh

Materials and Methods

In this prospective randomized controlled study 60 patients of osteoarthritites between the age group of 18 to 60 years were selected. Patients

Results

After six months 67% reduction in number of swollen joints and 76% of duration of morning stiffness in combination therapy was observed co

Conclusion

The study concluded that the combination treatment regimen glucosamine sulfate and oral sulfasalazine improved patient mobility, decreased

Glucosamine sulphate (GS), Sulfasalazine (S), Osteoarthritis, Pain, Inflammation.

We recommend

Effectiveness and Safety of Glucosamine in the Treatment of Osteoarthritis
(https://rev.trendmd.com/open/5z8g4edeyJzb3VyY2VUeXBIIjoyLCJzb3VyY2VVcmwiOiJodHRwczovL3d3dy5pbmRpYW5qb3VybmFscy5jb20v
Rana Makhous, Research Journal of Pharmacy and Technology, 2018

Disease modifying effect (DME) of salazopyrin (Sulphasalazine) in seronegative-spondylo-arthropathies (SNSA)
(https://rev.trendmd.com/open/ge34dgqeyJzb3VyY2VUeXBIIjoyLCJzb3VyY2VVcmwiOiJodHRwczovL3d3dy5pbmRpYW5qb3VybmFscy5jb20v
Journal of Immunology and Immunopathology, 2000

Extraction, Isolation and Analysis of Chondroitin Sulphate from Chicken Shank by Spectrophotometric Method
(https://rev.trendmd.com/open/ns413wueyJzb3VyY2VUeXBIIjoyLCJzb3VyY2VVcmwiOiJodHRwczovL3d3dy5pbmRpYW5qb3VybmFscy5jb20
Rizky Amalia Adlina Affandhi, Research Journal of Pharmacy and Technology, 2018

Gastrointestinal and Cardiovascular Risks of Non-Steroidal Anti-Inflammatory Drugs (NSAIDs): Time to Translate Knowledge into Practice
(https://rev.trendmd.com/open/fzm0q03eyJzb3VyY2VUeXBIIjoyLCJzb3VyY2VVcmwiOiJodHRwczovL3d3dy5pbmRpYW5qb3VybmFscy5jb20v
Kulwinder Singh, Research Journal of Pharmacy and Technology, 2014

A study to find out the immediate effect of macquarie injury management group (MIMG) protocol on pain and range of motion in primary osteo
(https://rev.trendmd.com/open/hnlqaokeyJzb3VyY2VUeXBIIjoyLCJzb3VyY2VVcmwiOiJodHRwczovL3d3dy5pbmRpYW5qb3VybmFscy5jb20vc
Dr. Yashasvi S. Shukla, International Journal of Medical Research & Health Sciences, 2018

Symptoms-modifying effects of electromotive administration of glucosamine sulphate among patients with knee osteoarthritis
(https://rev.trendmd.com/open/goappw0eyJzb3VyY2VUeXBIIjoyLCJzb3VyY2VVcmwiOiJodHRwczovL3d3dy5pbmRpYW5qb3VybmFscy5jb20
Ayodele Teslim Onigbinde. World Scientific Book, 2018

Symptoms-modifying effects of electromotive administration of glucosamine sulphate among patients with knee osteoarthritis
(https://rev.trendmd.com/open/03z0ak0eyJzb3VyY2VUeXBIIjoyLCJzb3VyY2VVcmwiOiJodHRwczovL3d3dy5pbmRpYW5qb3VybmFscy5jb20v
Ayodele Teslim Onigbinde, Hong Kong Physiotherapy Journal-1, 2018

Role of arthroscopic knee lavage supplemented with intra-articular methy l prednisolone in osteoarthritis of knees
(https://rev.trendmd.com/open/jl5363ceyJzb3VyY2VUeXBIIjoyLCJzb3VyY2VVcmwiOiJodHRwczovL3d3dy5pbmRpYW5qb3VybmFscy5jb20va
Dheeraj Makkar. IP Journal of Surgery and Allied Sciences, 2023

Diacerein- A gold standard analgesic in management of osteoarthritis (https://rev.trendmd.com/open/5myy1uveyJzb3VyY2VUeXBIIjoyLCJz
Yoganarasimha N, Indian Journal of Clinical Anaesthesia, 2020

Suranjan-A potent antiarthritic drug of unani medicine for geriatric population (https://rev.trendmd.com/open/6yf9reoeyJzb3VyY2VUeXBIIjo
Zehra Zaidi, Annals of Geriatric Education and Medical Sciences, 2023

Powered by TREND MD (https://www.trendmd.com/how-it-works-readers)

Note: Please use Internet Explorer (6.0 or above). Some functionalities may not work in other browsers.

Original Article

Drug Utilization and Evaluation of Antiepileptic Drugs in a Tertiary Care Hospital

Arifa Begum SK[1,*], Ch Vaishnavi Durga[2], B Sahithi[2], K Leema[2], K Vaishnavi[2], R P Swathi[2], B Swathi[3], V Rajendra[4], Shaheen Begum[5]

[1]Department of Chemistry, Bharat Institute of Technology, Mangalpally Ranga Reddy, (Affiliated to JNTUH), Telangana, INDIA.
[2]Department of Pharm D, Avanthi Institute of Pharmaceutical Sciences, Guntapally, Ranga Reddy (Affiliated to JNTUH), Telangana, INDIA.
[3]Bharat School of Pharmacy, Mangalpally, Ibrahimpatnam, Telangana, INDIA.
[4]Critical Care Consultant, Aware Global Hospital, L.B Nagar, Ranga Reddy, Telangana, INDIA.
[5]Institute of Pharmaceutical Technology, Sri Padmavati Mahila Visvavidyalayam, Tirupati, Andhra Pradesh, INDIA.

ABSTRACT

Aim: Drug utilization and evaluation (DUE) study of antiepileptic drugs in a tertiary care hospital. **Methods:** A total of 110 case records of patients were included in a prospective observational study which was conducted for duration of 6 months. The prescription pattern was analyzed based on age, gender, route of administration, indication, duration of therapy, type of seizures, generation of Anti-Epileptic Drugs (AEDs), and rationality. **Results:** AEDs were prescribed more for patients between the ages of 51-60 years. The majority of patients receiving AEDs were males and AEDs were mostly used in the neurology department followed by neurosurgery and general medicine. Levetiracetam was prescribed most commonly as monotherapy. Lorazepam and midazolam were the most common add-on drugs. Gabapentin was mostly prescribed for severe neuropathic pain. The oral route was the common route of administration of AEDs. AEDs were highly prescribed for prophylaxis of seizures. Second-generation AEDs were highly used compared to other drugs. **Conclusion:** Second-generation AEDs were used as monotherapy and were found to be effective in reducing seizures and economically affordable for patients. As monotherapy, levetiracetam was the drug of choice followed by lorazepam.

Keywords: Drug Utilization Evaluation (DUE), Epilepsy, Antiepileptic drugs, Levetiracetam, Phenytoin, Seizures.

INTRODUCTION

Drug use evaluation (DUE) is a criteria-based evaluation of drug use that ensures the appropriate use of medicine. Inappropriate usage of medicines seriously declines the quality of patient care.[1] Commonly prescribed drugs, expensive drugs, drugs with potential drug interactions, new drugs, drugs with narrow therapeutic index, drugs that cause frequent adverse drug reactions, and the drugs that are used in high-risk patients are the most common targets for DUE studies. Important parameters which are included in DUE studies are drug indications, doses prescribed, duration of therapy, cost, and therapeutic duplication. In a prospective DUE, scheduled drug therapy is evaluated before it is dispensed to a patient. Prescription drug dosage, route of administration, drug interactions, and duplicate therapy can be evaluated.[2]

Concurrent DUE is performed during the treatment and pharmacists can alert prescribers regarding potential problems with the drug therapy while in retrospective DUE, patient medications are observed to determine if the drug therapy is meeting the approved criteria. DUR improves the health care quality, and therapeutic results and reduces healthcare expenditures.[3]

DOI: 10.5530/ijopp.15.4.58

Address for correspondence:
Dr. Arifa Begum SK,
Associate Professor,
Department of Chemistry,
Bharat Institute of Technology,
Mangalpally Ranga Reddy,
(Affiliated to JNTUH),
Telangana, INDIA.
Email id: arifa.medchem@gmail.com

www.ijopp.org

IJCRT.ORG ISSN : 2320-2882

INTERNATIONAL JOURNAL OF CREATIVE RESEARCH THOUGHTS (IJCRT)

An International Open Access, Peer-reviewed, Refereed Journal

GLIMEPIRIDE- INDUCED HYPOGLYCEMIA IN DIABETIC MELLITUS TYPE 2 - A CASE REPORT:

Asha raj [1*], J.Pravalika [1], E.keerthana [1], Nahid [2]

Asha raj [1] Pharm.d student, Bharat School of Pharmacy Managalpally,ibrahimpatnam,hyderabad ranga reddy district,501510

J.Pravalika[1] Pharm.d student, Bharat School of Pharmacy Managalpally,ibrahimpatnam,hyderabad ranga reddy district,501510

E.keerthana [1] Pharm.d student, Bharat School of Pharmacy Managalpally,ibrahimpatnam,hyderabad ranga reddy district,501510

Nahid Pharm.d Assistant Professor department of pharmacy practice Bharat Institute of Technology Managalpally, ibrahimpatnam,hyderabad ranga reddy district,501510

ABSTRACT:

Sulfonylureas are a group of medicines used in the management of type 2 diabetes. Sulfonylureas lower blood glucose levels by stimulating insulin release from the beta cells of pancreas, which do notwork in people with type 1 diabetes. Where 2nd generation sulfonylureas [glimepiride] are among most used anti-diabetic medication as they are highly efficient and inexpensive. The effective dosage range is 1to 8mg/day which should be used with caution in elderly & in patients with renal/ hepatic disease. Where glimepiride, was generally associated with lower risk of hypoglycaemia & less weightgain compared to other sulfonylureas. A 65 yrs. old female patient was admitted in general medicine ward, in a tertiary care hospital with chief complaints of hypoglycaemia & was brought to emergency department for further management. While her past medical H/O indicates that she was taking oral hypoglycemic drugs [glimepiride-2mg] for 2yrs. Where, on laboratory investigation her GRBS-31mg/dl, and was managed by giving IV dextrose[25%] later on further examination her GRBS got improved & were monitored every 2nd hour & was advised to hold the diabetic medication. This adverse reaction is considered as drug related type ADR as per WHO scale. Glimepiride as it is causing severehypoglycaemia, alternative therapy concept i.e. by combination either with metformin/ insulin with lifestyle modifications is much efficient which can minimize the risk of hypoglycaemia in geriatric patients with type 2 diabetes.

KEYWORDS: Glimepiride, Hypoglycaemia, Sulfonylureas.

INTRODUCTION: Hypoglycaemia is a condition in which blood sugar levels is lower than 70mg/dl than the standard range. Glucose is the body's main source of energy. It is common in type 2 diabetes, especially in patient receiving intensive therapy in which the risk of severe hypoglycaemia is increased more than threefold. Hypoglycaemia is less frequent in type 1 diabetes.

CAUSE: -Medication -such as insulin, glimepiride, glibenclamide, quinolones, beta blockers. - excessive alcohol drinking -such as chronic kidney disease, severe liver failure cardiac failure -Some critical illness -Long term starvation -insulin overproduction -hormone deficiency, cortisol deficiency,growth hormone deficiency.

SYMPTOMS: Sweating, pallor, mood swings, lack of coordination, hunger, dizziness.

Type 2 diabetes mellitus is characterized by insulin resistance and progressive beta cells failure, beta cell secretagogues are useful for achieving sufficient glycemic control .glimepiride is a second generation sulfonylurea that stimulate pancreatic beta cells to release insulin .it works by binding to the sulfonylurea receptor in the

IJCRT.ORG ISSN : 2320-2882

INTERNATIONAL JOURNAL OF CREATIVE RESEARCH THOUGHTS (IJCRT)

An International Open Access, Peer-reviewed, Refereed Journal

FORMULATION AND EVALUATION OF POLY HERBAL HAND WASH

P.Twila Pushpa[1*], Namratha Sunkara[2], Kabita Banik [3] Nahid[4]

Bharat Institute of Technology, Mangalpally, Hyderabad, 501510.

Corresponding author: P. Twila Pushpa, Email: twila.palaparthi@gmail.com,9908236572.

ABSTRACT

The aim of the present study is to formulate and evaluate herbal hand wash gel by Using extracts of Azadirachta indica (neem powder), Ocimum tenuiflorum (Tulasi powder), Mentha (mint powder), Syzygium aromaticum (clove oil), Sapindus mukorossi (rithapowder), carbolpol 940 (gelling agent), methyl Paraben (preservative), Glycerin (softening agent), distilled water, (vehicle), Turmeric (colorant),Rose oil (perfume), Saponin Extract. To select the plant materials. To extract powders from plants by air drying method to get particle free extract. To prepare herbal hand was gel by using suitable agents. To evaluate herbal hand wash gel. Like cosmetics and cosmeceuticals (a cosmetic that has claimed medicinal properties) are topically applied but they have ingredients that influences the biological actions of skin. The WHO estimates that most of the population of Asian country presently use herbal medicine for the purpose of hand hygiene includes preparation of hand wash. the present study was carried out to formulate polyherbal hand wash gel containing herbal extract which is used not only for the purpose of cleaning hands but also for the prevention of bacterial growth. Its composition was prepared according to skin delicateness so that it cannot cause any type of irritation. Hence it can be concluded that polyherbal hand wash gel are much better than the plain soaps or existing marketed hand wash due to their ingredient's and effectiveness on our skin of hands as well a suitable for all type of skin.

Key Words:

Azadirachta indica, Ocimum tenuiflorum , Mentha, Syzygium aromaticum, Sapindus mukorossi, carbolpol 940, methyl Paraben.

FORMULATION AND EVALUATION OF POLYHERBAL HAND WASH

1. Introduction

- Hands are the major route of microbe and illness transfer; hand cleanliness is the most efficient way to prevent the spread of hazardous germs and diseases. In healthcare, hand cleanliness is the best and most effective, simplest, and affordable technique to prevent nosocomial infections. Contaminated hands can function as vectors for the spread of germs. Outbreaks are conveyed fromone human to another when a food handler contaminates his or her hands andthen transfers these bacteria to customers via hand contact with food or drinks. The user is exposed after ingesting these germs, which might cause gastrointestinal disease. Microorganisms infiltrate the food supply when people handle ready-to-eat foods.

IJCRT.ORG ISSN : 2320-2882

INTERNATIONAL JOURNAL OF CREATIVE RESEARCH THOUGHTS (IJCRT)

An International Open Access, Peer-reviewed, Refereed Journal

A CASE REPORT ON LIPOSOMAL AMPHOTERICIN- B INDUCED ANAPHYLACTIC REACTION

Celcy.S[1], Nahid[2]

[1]Pharm D, Nandha College of Pharmacy, Erode - 638052

[2]Pharm D, Assistant Professor, Department of pharmacy practice, Bharat institute of technology, Mangalpally, ibrahimpathnam, hyderabad - 501510

Abstract:

Liposomal amphotericin-B is universally used antifungal drug for treatments of invasive fungal infections. The liposomal amphotericin-B is used extensively in medical setting because of its tolerability and potent antifungal activity. Allergic reaction to liposomal amphotericin B is infrequent. We report a case of anaphylactic reaction in a 57-year-old man following liposomal amphotericin B infusion. The patient was managed with immediate action of intravenous Noradrenaline, Ondansetron, Pheniramine and Hydrocortisone.

Key Words: Liposomal Amphotericin-B, Anaphylactic Reaction, Post covid Mucormycosis

INTRODUCTION:

COVID-19 impacted India severely, especially during the second wave. India, with a population of more than 1.34 billion, experienced significant problem in controlling the transmission of COVID-19 infection among its population [(1)]. As the conflict against the deadly Covid-19 epidemic is continuing worldwide, several complications are being reported in cases who have recovered post-covid. A fungal disease called Mucormycosis is one of the fatal complications being reported in patients in India, who have tested positive for Covid-19 and with gradual recuperation. Mucormycosis, also known as 'black fungus', is a fungal infection caused by the mucormycetes family of moulds, which are ubiquitous, commonly found in soil and decaying matter [(2)]. Post-Covid-19 patients who are more vulnerable to Mucormycosis are those with a history of inadequately uncontrolled diabetes mellitus and also those who are immune-compromised and have been treated with steroids and other medicines for Covid-19. When mucormycosis is suspected, appropriate imaging to document the extent of the disease is firmly advised, followed by surgical debridement of the affected area. Amphotericin B is suggested as a first-line treatment, whereas intravenous isavuconazole and intravenous or delayed-release-tablet posaconazole have also been recommended [(3)]. Amphotericin B is a low-soluble polyene antibiotic which has the property to self-aggregate. Activity and pharmacokinetics characteristics can be modified by its aggregated state. Despite of its high adverse effects it is still extensively used for the treatment of systemic fungal infections and parasitic disease and different formulations are marketed. The antifungal-activity of amphotericin B depends mainly by its ability to bind ergosterol in the cell membrane of susceptible fungi. This creates a transmembrane channel, and the resultant change in membrane permeability allowing leakage of intracellular components leading to loss of membrane integrity. Four formulations of amphotericin B marketed are conventional amphotericin B, amphotericin B colloid dispersion, liposomal amphotericin B, and amphotericin B lipid complex [(4)].

ISSN- 2230-7346
Journal of Global Trends in Pharmaceutical Sciences

STUDY OF INCIDENCE OF MALARIA, DENGUE AND CHIKUNGUNYA FEVERS AMONG FEBRILE PATIENTS VISITING TERTIARY CARE HOSPITAL (KING GEORGE HOSPITAL) IN VISAKHAPATNAM

P. Twila pushpa[1*], K. Narendra Kumar[1], Dr. S. Namratha[2], Kabita Banik[2]

[*1]Department of Pharmacy Practice, Bharat Institute of Technology, Managalpally, Ibrahimpatnam, Hyderabad, Ranga Reddy District 501510.
[1]Sr.Clinical research Associte, Advity Research Private Limited, kuktpally, Hyderabad, 500072.
[2] Bharat Institute of technology, Mangalpally, Hyderabad, 501510
[2]Department of Pharmaceutics, Bharat Institute of Technology, Managalpally, Ibrahimpatnam, Hyderabad, Ranga Reddy District 501510.
*Corresponding author E-mail: twila.palaparthi@gmail.com.

ARTICLE INFO

Key words:

Malaria, Dengue, Chikungunya.

Access this article online:
Website:
https://www.jgtps.com/
Quick Response Code:

ABSTRACT

Aim & objective*:** Study of incidence of malaria, Dengue and Chikungunya fevers among febrile patients visiting tertiary care hospital (King George hospital) in Visakhapatnam. ***Method: The study is conducted in-patients visiting King George Hospital, which is a Government General Hospital located in Visakhapatnam, Andhra Pradesh, India. The hospital with 1237 beds serving the needs of north coastal Andhra Pradesh and adjacent Orissa for more than 150 years. Patients presenting to the health centre with some signs and symptoms compatible with the diagnosis of malaria, dengue and chikungunya (fever which can be recent or in evidence during the previous 2-4 days or/and other symptoms of febrile diseases such as chills, headache, joint, muscle and body pains).100 febrile patients shall be selected randomly at the age group of 13-60 years Patients shall also be selected on the basis of febrile and other symptoms such as chills, headache, joint, and muscle and body pains. **Results and Conclusion:** Age wise Distribution of Malaria, Dengue and Chikungunya, number of patients n=100 were taken, total n=72 patients were positive for Malaria, n=24 patients were positive for Dengue and n=4 patients were Chikungunya. With the Mean of 10.6 and Standard Deviation are 6.1. From the age group of "36 to 50"years n=28 number of patients positive for both males and females, form this total n=12 positive for malaria with the percentage of 16.6% and Females were n=16 with the percentage of 22.2%.From the age group "51 to 65"years n=8 number of patients positive for malaria in both males and females, from this total the male patients were n=4 positive for malaria with the percentage of 5.6%.The age wise description of Dengue a total "n=24"number of patients are positive for Dengue in both males and females. From the total n=16 number of male patients which are positive for Dengue with the percentage of 66.6% with the Mean of 5.3 and Standard Deviation is 4.7.females were n=8 number of patients with the percentage of 33.3% and in the Mean of 11.1 with Standard Deviation is 2.4. The age wise description of Chikungunya fever of different age groups a total "n=4"number of patients are positive for Chikungunya fever in both males and females. From the total n=02 number of male patients which are positive for malaria with the percentage of 50% with the Mean of 0.6 and Standard Deviation is 0.5 females were n=02 number of patients with the percentage of 50% and in the Mean of 0.6 and Standard Deviation is 0.5. Chikungunya fever in both males and females, from the total male patients were n=0 positive for Chikungunya fever and females were n=1 number of patients positive for Chikungunya with the percentage of 25%. The maximum peaks are observed equally in the age of 36 to 50 years age group. The Month wise Description of Malaria, Dengue and Chikungunya positive patients from the month of April 2017 to month of October 2017. To identify the seasonal variation of the disease, analysis of the data on monthly basis was done.

© Journal of Global Trends in Pharmaceutical Sciences

ACTA SCIENTIFIC PHARMACEUTICAL SCIENCES (ISSN: 2581-5423)

Volume 6 Issue 8 August 2022

Research Article

Formulation and Evaluation of Clarithromycin Enteric Coated Microcapsules Using 2^2 - Full Factorial Designs

Kabita Banik[1]*, S Namratha[2] and Twila Pushpa[3]

[1]*Assistant Professor, Department of Pharmaceutics, Bharat Institute of Technology, Mangalpally, Hyderabad, Telangana, India*

[2]*Assistant Professor, Department of Pharmaceutical Analysis, Bharat Institute of Technology, Mangalpally, Hyderabad, Telangana, India*

[3]*Assistant Professor, Department of Pharmacy Practice, Bharat Institute of Technology, Mangalpally, Hyderabad, Telangana, India*

*Corresponding Author: Kabita Banik, Assistant Professor, Department of Pharmaceutics, Bharat Institute of Technology, Mangalpally, Hyderabad, Telangana, India.

Received: May 30, 2022

Published: July 03, 2022

© All rights are reserved by **Kabita Banik., *et al.***

Abstract

The purpose of the research was to develop and evaluate Clarithromycin loaded, Cellulose acetate phthalate (CAP) enteric coated, controlled release microcapsules where talc is used as an anti aggrading agent. Clarithromycin degrades rapidly at normal gastric pH (1.0-2.0) and remains stable at intestinal pH at 7.4-10 and shows rapid first-pass hepatic metabolism. In order to improve the bioavailability and reduce the gastric degradation, enteric coating microencapsulation was prepared. Clarithromycin microcapsules were formulated by solvent evaporation technique while using 2^2 factorial designs. A 2^2 full factorial designs was used to derive a statistical equation, ANOVA analysis, contour plots, and 3D response surface plots. Different polymer and anti aggregating agent ratios of CAP and talc were used to formulate five formulations (F1 to F5) of microcapsules. The relationship between dependent variables (Percentage drug release, drug entrapment efficiency, angle of repose) and independent variables (CAP and Talc) has been established by regression analysis and ANOVA.

The optimized formulations F2 exhibited high drug entrapment efficiency of 94.90 ± 0.02%, Angle of repose of % drug release of 71.51 ± 0.04% at 10 hrs. Microcapsules showed drug release by diffusion in the hydrated matrix and polymer relaxation as a controlled release mechanism.

Keywords: Clarithromycin; Enteric Coated Microencapsulation; Solvent Evaporation Technique; Cellulose Acetate Phthalate (CAP); Factorial Design

Introduction

Clarithromycin is a macrolide antibiotic used to treat pharyngitis, tonsillitis, acute maxillary sinusitis, acute bacterial exacerbation of chronic bronchitis, pneumonia (especially atypical pneumonias associated with Chlamydia pneumoniae or TWAR), skin and skin structure infections. In addition, it is sometimes used to treat Legionellosis [1], Helicobacter pylori, and lyme disease.

Clarithromycin prevents bacteria from growing by interfering with their protein synthesis. Clarithromycin binds to the subunit 50S of the bacterial ribosome and thus inhibits the translation of peptides. Clarithromycin has similar antimicrobial spectrum as erythromycin but is more effective against certain gram-negative bacteria, particularly [2] Legionella pneumophila.

Citation: Kabita Banik., *et al.* "Formulation and Evaluation of Clarithromycin Enteric Coated Microcapsules Using 2^2 - Full Factorial Designs". *Acta Scientific Pharmaceutical Sciences* 6.8 (2022): 42-53.

IJCRT.ORG ISSN : 2320-28

INTERNATIONAL JOURNAL OF CREATIV RESEARCH THOUGHTS (IJCRT)
An International Open Access, Peer-reviewed, Refereed Journ

33

STABILITY INDICATING RP-HPLC METHOD DEVELOPMENT AND VALIDATION OF DAPTOMYCIN

Dr.Namratha Sunkara*[1], Kabita Banik [2], ,P.Twila Pushpa[3],B.Swathi[4],Azka Fathima[5]

[1]Bharat Institute of Technology, Mangalpally, Ibrahimpatnam, Rangareddy Telangana India

ABSTRACT: A simple, Accurate, precise method was developed for the estimation of the Daptomycin in Tablet dos form. The detection was carried out by using PDA detector at 223nm.Phenomenex IB-SIL C_8 column was used for the stu as this yield peak of good shape.Buffers of different pH were tried. 3.4g/L $NH_4H_2PO_4$ adjust P^H to 3.1 ± 0.05 with H_3PO_4 w finally used because of the good symmetrical peaks.. Injection volume used was 25µl .This has yielded peaks of good sha without any splitting. The flow rate was fixed at 0.9ml/min. This has eluted the drug around 37min.By using the method t retention time of the Daptomycin was found to be 37.74min.System suitability conditions meet the recommend criterion.Linearity of the solution was demonstrated between 0.1506 mg/ml and 0.4519 mg/ml concentration range.Accurac was demonstrated as reported. Recovery and % of RSD are within the recommended limits.Limit of detection value is 0.0000154mg/ml and limit of quantification is at 0.0000467mg/ml. Under forced degradation studies, the peak single poir threshold is always lower than purity index for Daptomycin peak and all degradant peaks were well resolved. Retention time were decreased and run time was decreased, so the method developed was simple and economical that can be adopted i regular Quality control test inIndustries.Hence the method can be adopted as a stability indicating method.

Keywords: Quality control, Daptomycin, Recovery, Wavelength.

INTRODUCTION:

Pharmaceutical Analysis is that centre branch of drug store training and research, which is advancing speedy. It can be arranged as union of new medications particles and pharmaceutical investigation.The liquid chromatographic techniques, the pivoted arrange systems in perspective of balanced silica offers the most imperative probability of triumphs. In any case, an extensive number of (structure) factors (parameters) impact the selectivity and the assurance. Trade legitimate methods are made for the prescription thing to diminish the cost and time[1]. Then evaluate the best division condition from trial runs. In the wake of improving the separation condition, favour the procedure for release to routine research focus.Daptomycin arepale yellow crystalline powder, both the medicine are freely soluble in methanol and practically insoluble in water[2]. Themechanismofactionofdaptomycinisdistinctfromthatofanyotherantibiotic. Daptomycin bindstobacterialmembranesandcauses arapiddepolarisationofmembranepotential inbothgrowingandstationaryphasecells.

Research J. Pharm. and Tech. 15(8): August 2022

ISSN 0974-3618 (Print)
0974-360X (Online)

www.rjptonline.org

RJPT

RESEARCH ARTICLE

Phytochemical screening and *Invitro* Anticancer activity of *Lonicera ligustrina* leaf extract on Breast and Colorectal carcinoma cell lines

Chaganti Sai Sri Rama Chandra Murthy[1], Arun Kumar Sanapala[2]*, Unnam Sambamoorthy[3], Kasireddy Paul babu[4], Namratha Sunkara[5]

[1,3]Sree Dattha Institute of Pharmacy, Sheriguda, Ibrahimpatnam, Hyderabad, Telangana, India.
[2]Research Scholar, Department of Pharmacy, JNTUK, Kakinada, Andhra Pradesh, India.
[4]St. Mary College of Pharmacy, Surampalem, Kakinada, Andhra Pradesh, India.
[5]Department of Pharmacy, Bharat Institute of Technology, Ibrahimpatnam, Rangareddy, Telangana, India.
*Corresponding Author E-mail: sanapala787@gmail.com

ABSTRACT:

Cancer can be described as a disease characterized by groups of aberrant cells that undergo uncontrolled proliferations in the absence of cell cycle regulation. The metastasize cancer cells spread to various locations in the body where their uncontrolled growth invades the normal tissue. Cancer comprises more than hundred different diseases, including malignant tumors of different sites such as breast, cervix, stomach, intestines, colon, lung, mouth etc. There are numerous factors responsible for the cause, like genetic, tobacco, chemicals, environmental factors, hormones etc. Cancer detection is described by their pathological grade and clinical stage. Thus we have made an attempt to use *Lonicera ligustrina* herbal extract to check the efficacy against breast and colorectal carcinoma cell lines. The present study aimed to evaluate preliminary phytochemical screening and *invitro* anticancer potential activities against MCF-7(breast) and HCT-116 (colorectal) cancer cell lines. Samples shown significant activity at its higher concentration and the IC50 value of breast cell lines 24.45µM (MCF-7) and colorectal cell lines 9.210µM (HCT-116) inhibition. Standard Doxorubicin tested against MCF-7 and HCT-116 cell lines showed IC50 value of 18.76µM and 16.89µM inhibition. Therefore, a dynamic view of IC_{50} values and the methods used to detect the density-dependent IC_{50} spectrum of a cancer cell line (primary or passaged) established. This view will benefit patients and the cancer research community as a whole.

KEYWORDS: Cancer, cell lines, Breast, Colorectal, Doxorubicin, Culture.

INTRODUCTION:

Cancer can be described as a diseases characterized by groups of aberrant cells that undergo uncontrolled proliferation in the absence of cell cycle regulation. The metastasize cancer cells spread to various locations in the body where their uncontrolled growth invades the normal tissue. Cancer comprises more than hundred different diseases, including malignant tumors of different sites such as breast, cervix, stomach, intestines, colon, lung, mouth etc. There are numerous factors responsible for the cause, like genetic, tobacco, chemicals, environmental factors, hormones etc.

Received on 18.08.2020 Modified on 20.02.2021
Accepted on 18.07.2021
© RJPT All right reserved
Research J. Pharm. and Tech. 2022; 15(8):3485-3489.
DOI: 10.52711/0974-360X.2022.00584

Cancer detection is described by their pathological grade and clinical stage [1,2]. The cancer treatment includes surgery, radiation, hormone therapy and chemotherapy [3]. Medicines from plant sources have gained importance in therapeutic efficacy with minimum adverse effects. Hence there is need for continuous investigation and isolation of secondary plant metabolites for efficient therapeutic system. *Lonicera ligustrina* shrub belongs to family caprifoliaceae grows in Bhutan, Nepal, India and China. The leaves claimed to have Antioxidant, anti-inflammatory, laxative, Antidiabetic, Anticancer and urinary disorders based on practices[4,5]. However, this plant has not been studied for anticancer activity on breast and colorectal carcinoma. Thus we have made an attempt to use this herbal extract to check the efficacy against Breast and Colorectal carcinoma cells [6,7]. The present study aimed to evaluate preliminary phytochemical screening and *invitro* anticancer potential

Address: Chaganti Sai Sri Rama Chandra Murthy1, Arun Kumar Sanapala2*, Unnam Sambamoorthy3, Kasireddy Paul babu4, Namratha Sunkara5
1,3Sree Dattha Institute of Pharmacy, Sheriguda, Ibrahimpatnam, Hyderabad, Telangana, India.
2Research Scholar, Department of Pharmacy, JNTUK, Kakinada, Andhra Pradesh, India.
4St. Mary College of Pharmacy, Surampalem, Kakinada, Andhra Pradesh, India.
5Department of Pharmacy, Bharat Institute of Technology, Ibrahimpatnam, Rangareddy, Telangana, India.
*Corresponding Author

Published In: Volume - 15, Issue - 8, Year - 2022 (Issues.aspx?VID=15&IID=8)

(https://badge.dimensions.ai/details/doi/10.52711/0974-360X.2022.00584?domain=https://rjptonline.org)

View PDF View HTML (HTMLPaper.aspx?Journal=Research Journal of Pharmacy and Technology;PID=2022-15-8-26)

ABSTRACT:

Cancer can be described as a disease characterized by groups of aberrant cells that undergo uncontrolled proliferations in the absence of cell cycle regulation. The metastasize cancer cells spread to various locations in the body where their uncontrolled growth invades the normal tissue. Cancer comprises more than hundred different diseases, including malignant tumors of different sites such as breast, cervix, stomach, intestines, colon, lung, mouth etc. There are numerous factors responsible for the cause, like genetic, tobacco, chemicals, environmental factors, hormones etc. Cancer detection is described by their pathological grade and clinical stage. Thus we have made an attempt to use Lonicera ligustrina herbal extract to check the efficacy against breast and colorectal carcinoma cell lines. The present study aimed to evaluate preliminary phytochemical screening and invitro anticancer potential activities against MCF-7(breast) and HCT-116 (colorectal) cancer cell lines. Samples shown significant activity at its higher concentration and the IC50 value of breast cell lines 24.45µM (MCF-7) and colorectal cell lines 9.210µM (HCT-116) inhibition. Standard Doxorubicin tested against MCF-7 and HCT-116 cell lines showed IC50 value of 18.76µM and 16.89µM inhibition. Therefore, a dynamic view of IC50 values and the methods used to detect the density-dependent IC50 spectrum of a cancer cell line (primary or passaged) established. This view will benefit patients and the cancer research community as a whole.

Keywords: Cancer () cell lines () Breast () Colorectal () Doxorubicin () Culture. ()

RJPT online

RJPT
Hi,
How can I help you ?

Start chat

by AiSensy (https://aisensy.com)

Cite this article:
Chaganti Sai Sri Rama Chandra Murthy, Ai ... rthy, Kasireddy Paul babu, Namratha Sunkara. I ... cancer activity of Lonicera ligustrina leaf extract c ... nes. Research Journal of Pharmacy and Technology. 2022; 15(8):3485-9. doi: 10.52711/0974-360X.2022.00584

Cite(Electronic):
Chaganti Sai Sri Rama Chandra Murthy, Kasireddy Paul babu, Namratha Sunkara. . . ., ... activity of Lonicera ligustrina leaf extract on Breast and Colorectal carcinoma cell lines.

IJCRT.ORG ISSN : 2320-2882

INTERNATIONAL JOURNAL OF CREATIVE RESEARCH THOUGHTS (IJCRT)

An International Open Access, Peer-reviewed, Refereed Journal

REVIEW ARTICLE ON FTIR SPECTROSCOPY

Dr.Namratha Sunkara[1] G.Anvitha[2] G. Yamini[3] G.Deepika[4] G.Indupriya[5] G.Srikanth[6]

Bharat Institute of Technology, Mangalpally, Hyderabad, 501510.

ABSTRACT:

Qualitative Fourier transform infrared (FTIR) spectroscopy has long been established and implemented in a wide variety of fields including pharmaceutical, bio-medical, and clinical fields. While the quantitative applications are yet to reach their full potential, this technique

is flourishing. It is tempting to shed light on modern engaging and the applicability of analytical quantitative FTIR spectroscopy in the aforementioned fields. More importantly, the credibility, validity, and generality of the application will be thoroughly demonstrated by reviewing the latest published work in the scientific literature. Utilizing FTIR spectroscopy in a quantitative approach in pharmaceutical, biomedical, and interdisciplinary fields has many

undeniable advantages over traditional procedures. An insightful account will be undertaken in this regard. The technique will be introduced as an appealing alternative to common methods such as high performance liquid chromatography. It is anticipated that the review will offer researchers an update of the current status and prospection the subject among the pharmacy and biomedical sciences both in academic and industrial fields.

INTRODUCTION:

The measurement of infrared light absorption (or transmission) by a material as a function of wavelength is known as infrared (IR) spectroscopy (or frequency). The IR spectrum is produced as a plot of absorption (or transmission) versus wavelength (or frequency). The fundamental heat spectrum of materials, which is principally caused by molecular vibrations and their corresponding rotating absorption bands, is examined using infrared spectroscopy. [1]The IR spectroscopy was the first structural spectroscopic technique and is an analytical method which is used to characterize the bonding structure of atoms based on the interaction of the IR radiation at which the substance absorbs and lead to the production of vibration in molecules. It gives the techniques for identification and characterization of chemical structures to obtain information from biological to composite materials, from liquids to gases. [3]The basic principle of IR is measurement of amount of IR radiation by absorption, emission or reflection. It is also called as vibrational spectroscopy. It is widely used for structural elucidation of molecules. The spectral regions can be divided into further 3 regions; the FAR Infrared (400-10 cm-1), MID Infrared (4000-400 cm-1), NIR

(13000-4000 cm-1). It is based on the absorption pattern of other compounds including isomers. When reference spectra available, most compound can be obvious identified on the basis of spectra of IR. [2]

Most widely used IR is MIR, but remaining both can also provide important information. FTIR is real time measurement analytical method and

non-destructive technique, which is unable to identify the unknown compounds (quantitative determination) and their corresponding concentration (qualitative determination) from liquid, gas or solid samples. During vibrations, there is change in the dipole moment. In this case we can called as IR active substances and a radiation corresponds to a change in dipole moment. For

IR inactive substances, the dipole moment is zero, there is no matter how long the bond is in the molecule (IR - active; polar bonds, asymmetric molecules. IR inactive; non-polar bond, symmetrical molecule). In IR each chemical bond has a very specific vibrational frequency which is corresponding to an energy level.

IJCRT.ORG ISSN : 2320-2882

INTERNATIONAL JOURNAL OF CREATIVE RESEARCH THOUGHTS (IJCRT)

An International Open Access, Peer-reviewed, Refereed Journal

Corticobasal Syndrome [Cbs]:- A Case Report:-

M.Manasa[1*], P.Twila Pushpa[1]

M.Manasa[1*],Pharm-D IV year, KIMS Hospital, Bharat Institute of Technology, Mangalpally, Ibrahimpatnam, Hyderabad, Ranga Reddy dist, Telangana, India, 501510.

Twila Pushpa[1],M.Pharmacy, Pharmacy Practice, Assistant Proffesor, Bharat Institute Of Technology, Mangalpally, Ibrahimpatnam, Hyderabad, Ranga Reddy dist., Telangana, INDIA, 501510

ABSTRACT: -

Corticobasal syndrome[CBS] is a rare progressive atypical parkinsonism syndrome related to frontotemporal dementia.CBS is typically caused by the deposit of the tau proteins forming in different areas of the brain. corticobasal degeneration pathology was associated with four broad clinical phenotypes. prevalence of CBS was found to b3 4.9-7.3 caese per 1,00,000 population.Most common causes of CBS degeneration was atypical alzheimer's disease and other rare causes include pick's disease and progressive supranuclear palsy.Diagnostic tests CT and MRI scanning was done based on signs and symptoms.complications of CBS includes the pneumonia,sepsis,Blood clot in the lungs and also leads to death in critical cases.A 68years old male patient was admitted in Neurology Department in KIMS SECUNDRABAD With chief complaints of fever since from 20 days, difficulty to walk since from 20 days, H/O slowness of movements.NO H/O fall.H/O memory since from one week.H/O headache on and off. NO H/O seizures.He was known with the past history of HTN. Patient had parkinsonism with left upper limb dystonia and apaxia. levodopa challenge test was done.UPDRS score during off period is 63 and on period is 49 for motor examination. In view of good response TAB.syndopa was added. Patient limb and fcial expression was improved.antiobiotics were adjusted according to the sensitivity pattern. Diet modified with extra salt.There is no proper therapy that helps in progression or permanent removal of an corticobasal degeneration. Only drugs and antibiotics are prescribed to manage symptoms and to prolong the life of the patient. Patient improved clinicallyand is being discharged in stable condition.

Key words: Corticobasal syndrome, Alzheimer's disease, Parkinsonism, HTN, Antibiotics

INTRODUCTION: -

Corticobasal syndrome is a disorder of movement cognition and behavior with several underlying pathologies,including corticobasal degeneration. Corticobasal degeneration is pathologically established for four repeated tauopathy.it's pathological features are cortical and +ve neuronal and glial lesions of both white and the grey matter coupled with focal cortical and substantiai neuralloss.corticobasdal degeneration pathology was associated with four broad clinical phenotypes.

they are;-

1. Corticobasal syndrome.
2. PSP Syndrome.
3. Frontal behavioural and spatial syndrome.
4. Nonfluent/agrammatic variant of primary aphasia.

Epidemiology; -

The prevalence of CBS Was found to be 4.9-7.3 cases per 1,00,000 population.annual incidence was calculated from the rate prevalence and life expectancy would be between 0.5 and 1per 1,00,000 per year.typical age of presentation was 50s-70s and average lifespan from diagnosis to death is 07years.

CAUSES; -

- Occurs due to underlying pathologies.
- Most common cause of corticobasal degeneration is atypical alzheimer's disease.

IJCRT.ORG ISSN : 2320-2882

INTERNATIONAL JOURNAL OF CREATIVE RESEARCH THOUGHTS (IJCRT)

An International Open Access, Peer-reviewed, Refereed Journal

Lower respiratory tract infection LRTI Case Report

1* PNSK Sharma,[1]P.Twila , [2]N.Manoj,[3]K.Gagan.

1Department Of Pharmacy Practice, Bharat Institute Of Technology, Mangalpally, Ibrahimpatnam, Hyderabad, Ranga reddy , Telangana

1*,2,3 Doctor Of Pharmacy, Bharat Institutions, JNTUH, KIMS hospitals, Secunderabad, HYD, Telangana.

ABSTRACT

Lower Respiratory Tract Infections (LRTI) are infections that affect the airways (below the level of the larynx), including the trachea and the alveolar sacs.

LRTI are characterized in many different ways. Acute infections that affect the airways include acute bronchitis, bronchiolitis and influenza, whereas acute infections that affect the alveolar sacs can include pneumonia.

Infections are caused by tiny organisms known as bacteria or viruses, which are usually the most common cause. They are carried in tiny droplets and passed between people by coughing, sneezing and at times by indirect contact with surfaces. People who are infected usually produce antibodies to fight the virus. If re-infected, the antibodies help to fight the infection with the same strain. Viruses can change forms and manifest in different strains, causing the body to produce new antibodies. Less frequently, these bacteria can go on to cause a LRTI.

Key words: Acute bronchitis, Influenza, Bronchiolitis,Pneumonia.

Acute Bronchitis

Acute bronchitis is an infection of the bronchi, the large passages that connect the windpipe and the lungs. Bronchitis causes swollen and irritated bronchi. It can last for a few weeks, but it maybe accompanied by a cough that can persist for over a month.

Acute bronchitis is usually caused by a viral infection, such as the common cold, and issometimes referred to as a "chest cold." Less often, it may be caused by a bacterial infection such as bordatella pertussis (whooping cough). In most healthy people, bronchitis will get better without treatment. However, in some people, bronchitis leads to more serious issues. This is particularly true for people who have other health problems, like asthma or COPD.

Treatment Options

Antibiotics do not help the many lower respiratory infections which are caused by parasites or viruses. While acute bronchitis often does not require antibiotic therapy, antibiotics can be given to patients with acute exacerbations of chronic bronchitis The indications for treatment are increased dyspnoea, and an increase in the volume or purulence of the sputum The treatment of bacterial pneumonia is selected by considering the age of the patient, the severity of the illness and the presence of underlying disease. A systematic review of 32 randomised controlled trials with 6,078

IJCRT.ORG ISSN : 2320-2882

INTERNATIONAL JOURNAL OF CREATIVE RESEARCH THOUGHTS (IJCRT)

An International Open Access, Peer-reviewed, Refereed Journal

ULCERATIVE COLITIS A CASE REPORT

M.Akshitha Reddy [1*], P .Twila pushpa[1] , D. Pravalika[2], G. Sathvika[2].

M.Akshitha Reddy[1*],Pharm D IV year, Bharat Institute of Technology , Hyderabad, Mangalpally,501510.

P. Twila Pushpa[1], M. Pharmacy,Department of pharmacy practice , Bharat institute ofTechnology ,Mangalpally , Ibrahimpatnam, Hyderabad, Rangareddy, Telangana.

D. Pravalika[2], Pharm D IV year, Bharat Institute of Technology , Hyderabad, Mangalpally,501510.

G. Sathvika[2], Pharm D IV year, Bharat Institute of Technology , Hyderabad, Mangalpally,501510.

ABSTRACT

A 81 yrs elderly female with co- morbidities admitted in gastro enterology department, KIMS , secundrabad with increased stool frequency 4-5/day, watery, painless, no mucus / pus along with peri anal pain since 1 month with recent history of bleed per rectum off – on 4-5 days back. She also has bloating & abdominal discomfort in form of mild pain lower & central part , non radiating, not related to meals/passing motions. Evaluated in OP showed PROCTOSIGMOIDITIS consistent with IBD – UC & INTERNAL HEMORRHOIDS. Initial lab investigations were done . Thyroid & sugar under control. She was started on i.v fluids ,antibiotics, (rifagut, magnex, metrogyl, doxycycline) probiotic & supportive medications(mesalamine, anti-secretory). She improved symptomatically with treatment & is being discharged. This case discusses about the UC, its causes , pathophysiology, appropriate investigations, its management & preventive measures.

KEYWORDS

IBD,UC, PROCTOSIGMOIDITIS, 5-ASA.

www.ijcrt.org

IJCRT.ORG ISSN : 2320-2882

INTERNATIONAL JOURNAL OF CREATIVE RESEARCH THOUGHTS (IJCRT)

An International Open Access, Peer-reviewed, Refereed Journal

PREGNANCY-PLACENTAL PREVIA

A CASE REPORT.

D.PREETHI, P.TWILA PUSHPA, D.AMULYA, E.SAHITHI

D.Preethi, PHARM D IV year, Bharat Institute of Technology, Hyderabad, Mangalpally 501510

P.Twila Pushpa , M.PHARMACY, Dept. of Pharmacy practice, , Bharat Institute of Technology, Hyderabad, Mangalpally 501510

D.Amulya , , PHARM D IV year, Bharat Institute of Technology, Hyderabad, Mangalpally 501510

E.Sahithi, , PHARM D IV year, Bharat Institute of Technology, Hyderabad, Mangalpally 501510

Doctor of Pharmacy, Bharat Institute of Technology,JNTUH,KIMS Hospital , Secunderabad, Hyderabad, Telangana.

ABSTRACT:

Placental Previa is a complication which occurs during the pregnancy. In this condition the placenta covers the opening of the cervix. This is frequently associated with severe Obstetric Hemorrhage.

A 35 year old female patient was admitted in Obstetrics and gynecology ward of KIMS for safe confinement as she had been diagnosed with placenta Previa. She had spontaneous conception and history of missed abortion and preterm vaginal birth. Her placenta was posterior and upper segment extending up to internal OS. Later placenta extended into LUS as the pregnancy progressed. The management here included C-section [lcscs] with Foley bulb induction which is a safe and effective way to induce labor during pregnancy. The Foley bulb is being filled with saline [100ml]. the hemorrhage was prevented by giving misoprostol , so the hemorrhage was not observed . The patient was discharged in stable condition with prescribed antibiotics and baby was also safe.

Key Words: Placental Previa, LUS, Internal OS, Hemorrhage.

IJCRT.ORG ISSN : 2320-2882

INTERNATIONAL JOURNAL OF CREATIVE RESEARCH THOUGHTS (IJCRT)

An International Open Access, Peer-reviewed, Refereed Journal

DENGUE WITH THROMBOCYTOPENIA: A CASE REPORT

Kibriya Kulsum[1*], P.Twila Pushpa[1]

Kibriya Kulsum[1*], PharmD IV Year, Bharat Institute of Technology, Mangalpally,501510

P.Twila Pushpa[1], Assistant Professor, Bharat Institute of Technology, Mangalpally,501510

ABSTRACT : Dengue fever is a mosquito borne viral fever which has high incidence in tropical and sub-tropical areas. Dengue Fever may range from mild asymptomatic to severe symptomatic complications like Dengue Hemorrhagic Fever and Dengue Shock Syndrome. The major problem that dengue fever causes is thrombocytopenia which in turn effects the platelets resulting in serious impact on one's health. We report a case of 55 year old female who was admitted in hospital with the complaints of fever associated with chills, loose stool, and vomiting. The patient also had a complaint of dry cough. The patient was diagnosed with dengue fever with thrombocytopenia. The patient was managed with RDP transfusion, IV fluids, SDP transfusion, Paracetamol, Carica Papaya leaf extract, Urodeoxycholic Acid and Ceftizoxime .The patient condition improved at the time of discharge.

KEY WORDS: Dengue fever, dengue hemorrhagic fever, dengue shock syndrome, thrombocytopenia, serum glutamic oxaloacetic transaminase, serum glutamic pyruvic

INTRODUCTION: Dengue fever also known as break bone fever is a mosquito borne infectious tropical disease caused by dengue virus[1]. Dengue viruses DENVs consist of four serotypes (DENV 1, DENV 2, DENV 3 and DENV 4) that are members of Flaviviridae Family, Genus Flavivirus[2]. It is transmitted mainly by Aedes aegypti mosquito and sometimes by Aedes albopictus. All four sero types can cause subclinical infection to mild self-limiting disease the dengue fever (DF) and severe disease that may be fatal, the dengue hemorrhagic fever/dengue shock syndrome (DHF/DSS).the symptoms of dengue virus infection is fever, joint pains, headache rashes. In addition thrombocytopenia is more marked and develops earlier in cases with fatal outcomes. other clinical presentation involving neurologic, hepatic, coetaneous, and GIT is also observed [3]. According to its incidence and mortality rate dengue is ranked as second most serious vector borne disease worldwide following malaria. In 2019 regarding to WHO estimation 2.5billion people lived in endemic areas and 50 million were infected with dengue virus annually resulting in 25000 deaths. Any age of the population can be infected with dengue virus with approximately 30-40%of them showing symptoms. However distinctions exist

52

A Case Report in Wallenberg syndrome

Nahid[1], Dr.Namratha sunkara[2], kabita Banik[3], Twila Puspha[4]

Bharat Institute of Technology, Mangapally, Hyderabad, 501510

Corresponding author: Nahid

Introduction-

Wallenberg syndrome is also known as lateral medullary syndrome or the posterior inferior cerebellar artery syndrome. Wallenberg described the first case in 1895. This neurological disorder is associated with a variety of symptoms that occur as a result of damage to the lateral segment of the medulla posterior to the inferior olivary nucleus. It is the most typical posterior circulation ischemic stroke syndrome in clinical practice.

The primary pathology of Wallenberg syndrome is occlusion of the posterior inferior cerebellar artery (PICA) or one of its branches. The syndrome can also be due to occlusion of the vertebral artery, or the inferior, middle, or superior medullary vessels. Anatomically the infarcted area in Wallenberg syndrome is supplied by the posterior inferior cerebellar artery (PICA). The majority of cases are caused by occlusion of the vertebral artery, which gives rise to the PICA and the anterior spinal artery before it joins with the opposite vertebral artery to form the basilar artery the most common mechanism of occlusion of the vertebral artery or PICA is atherothrombosis. (1)

The symptoms of Wallenberg syndrome vary depending on the cause and location of the brain damage trouble swallowing (dysphagia),Feeling hoarse,Dizziness,Nausea and vomiting,Rapid involuntary eye movements (nystagmus),Difficulty with balance and gait (walking),Problems with body temperature sensation,Lack of pain and temperature sensation on one side of the face and the other side of the body, Vertigo, Hiccups. Horner syndrome (2)

All patients with suspected Wallenberg Syndrome should receive immediate care and neuroimaging in order to exclude differential diagnoses and to screen for any contraindications to suggested stroke therapies.In most cases, patients are initially prescribed medication in order to combat chronic/long-lasting pain. In cases of ischemic stroke, blood-thinners such as heparin or warfarin can also be prescribed to lessen the blockage in the arteries that supply the lateral medulla

Treatment management in Wallenberg syndrome include Intravenous (IV) thrombolysis with IV tissue plasminogen activator (TPA) within 3 to 4 1/2 hours of the onset of the ischemic stroke with slightly different exclusion criteria., General medical therapy, IV fluid, blood pressure management(1). A feeding tube may be necessary if swallowing is very difficult. Speech/swallowing therapy may be beneficial. (3)

CASE REPORT-

A 35 year old male patient got admitted in a tertiary care hospital with the complaints of Giddiness since 02 days, Dysphagia, Not able to stand, Slurring of speech, difficulty in

IJCRT.ORG ISSN : 2320-2882

INTERNATIONAL JOURNAL OF CREATIVE RESEARCH THOUGHTS (IJCRT)

An International Open Access, Peer-reviewed, Refereed Journal

Effective Medications in Vestibular Migraine

A Case Report

Nallipogu Sai Tulasi[1*], P.Twila Pushpa[1], Polamuri Havila[2], Mekala Swathi Kiran[3]

1*,2,3-Doctor of pharmacy practice, Bharat Institution of Technology, managalpally, Ibrahimpatam, Hyderabad, Ranga reddy dt, Telangana, INDIA 501510.

1-Assistant Professor,Bharat Institution of Technology, managalpally, Ibrahimpatam, Hyderabad, Ranga reddy dt, Telangana, INDIA 501510.

ABSTRACT:

Vestibular Migraine is a type of migraine where people experience a combination of vertigo, dizziness or balance problems with other migraine symptoms. Vestibular Migraine is evaluated to be the 2nd most common cause of episodic vertigo. It is referred with other terms such as Migrainous vertigo, Migraine related dizziness or Migraine with prominent vertigo. About 40% of population experience various kinds of migraines associated with severe headaches, Nausea, vomiting, dizziness and others. Migraine can affect the vestibular system of the inner ear which shows impact on the control mechanisms of brain which give rise to vestibular migraine. A 55years old female patient was admitted in Internal Medicine department of KIMS-Rasoolpura (Krishna Institute of Medical Sciences) with chief complaints of giddiness, fever, headache and vomiting since 5days. Her personal history showed that her appetite, sleep, bowel and bladder habits were abnormal. She was treated with the prophylactic treatment such as cinnarizine and flunarizine and other supportive medication like betahistine and clorazepam etc which improved the patient condition within 7 days duration. Thus the hint of this written report is to say that, the management of the vestibular migraine with cinnarizine and flunarizine will show a better result in the patient.

INTRODUCTION:

Vestibular Migraine is a nervous system problem that causes frequent episodes of vertigo(or dizziness) in people with history of migraine symptoms. Migraines are often accompanied with painful headaches but whereas in case of vestibular migraines, people usually doesn't experience any kind of headache. In addition to vertigo people may feel off-balance and light-headed. This Vestibular migraine may last long for few seconds or minutes, in some cases they persevere for days. Only about 1% of population are been shown to have vestibular migraine. Science isn't precise about the complex mechanisms of migraine, but few believe that the abnormal release of chemicals in brain may play a role. On the other hand, one theory suggests that migraine relates to an unusual electrical charge in the neurons that sets off the brain's pain receptors. Another theory suggests that migraine may be related to changes in serotonin in the brain.

PLANT SCIENCE TODAY
ISSN 2348-1900 (online)
Vol 9(3): 642-649
https://doi.org/10.14719/pst.1586

HORIZON
e-Publishing Group
HePG

RESEARCH ARTICLE

Protective effect of *Vitex altissima* L.f. bark extract on cisplatin-induced renal injury in Wistar rats

Girija Sastry Vedula[1], Tejaswi Isukapatla[1] & Alekhya Ketha[1,2*]

[1]Pharmaceutical Sciences Department, AU College of Pharmaceutical Sciences, Andhra University, Visakhapatnam - 530003, India

[2]Department of Pharmaceutical Sciences, Bharat Institute of Technology-Pharmacy, Mangalpally, Ibrahimpatnam - 501510, Telangana, India

*Email: alekhya.illa92@gmail.com

OPEN ACCESS

ARTICLE HISTORY
Received: 08 November 2021
Accepted: 15 April 2022
Available online
Version 1.0: 22 May 2022
Version 2.0: 01 July 2022

Check for updates

Additional information

Peer review: Publisher thanks Sectional Editor and the other anonymous reviewers for their contribution to the peer review of this work.

Reprints & permissions information is available at https://horizonepublishing.com/journals/index.php/PST/open_access_policy

Publisher's Note: Horizon e-Publishing Group remains neutral with regard to jurisdictional claims in published maps and institutional affiliations.

Indexing: Plant Science Today, published by Horizon e-Publishing Group, is covered by Scopus, Web of Science, BIOSIS Previews, Clarivate Analytics, etc. See https://horizonepublishing.com/journals/index.php/PST/indexing_abstracting

Copyright: © The Author(s). This is an open-access article distributed under the terms of the Creative Commons Attribution License, which permits unrestricted use, distribution and reproduction in any medium, provided the original author and source are credited (https://creativecommons.org/licenses/by/4.0/)

CITE THIS ARTICLE

Vedula G S, Isukapatla T, Ketha A. Protective effect of *Vitex altissima* L.f. bark extract on cisplatin-induced renal injury in Wistar rats. Plant Science Today. 2022; 9(3): 642-649. https://doi.org/10.14719/pst.1586

Abstract

Cisplatin (CP) is a commonly used chemotherapeutic drug. The major limiting factor in the use of CP is the side effects in normal tissues, including the kidney. Since ancient times, medicinal plants are rich sources of various bioactive constituents used to treat multiple ailments, including drug toxicities. The present work is a preliminary study to explore the renoprotective actions of methanolic extract of *Vitex altissima* L.f. bark (**Va**) against CP-induced renal damage in Wistar rats. **Va** was found to have potent radical scavenging activity than metal ion reducing power properties, compared with ascorbic acid. Further, **Va** was evaluated for nephroprotective activity in rats induced by CP (8 mg/kg; intraperitoneal) on the 7th day. The animals were grouped ($n = 6$) and treated with **Va** (100 and 200 mg/kg) orally for 14 days. The outcomes of the study found that CP significantly ($P < 0.001$) altered the oxidative stress markers (MDA, SOD and CAT), serum urea and creatinine levels. The administration of **Va** significantly halted the toxic condition and maintained it towards normal levels. The higher dose of **Va** significantly ($P < 0.001$) raised the SOD and CAT levels and halted the MDA levels than the low dose. Also, a higher dose of **Va** maintained the normal integrity of the histopathological studies of kidneys than a low dose. The present study demonstrates that *V. altissima* can attenuate the oxidative stress induced by CP by enhancing the endogenous antioxidant levels and depleting the lipid peroxidation levels.

Keywords

antioxidant activity, cisplatin, nephrotoxicity, oxidative stress, *Vitex altissima*

Introduction

The kidney is the principal organ that plays a vital role in the excretion of xenobiotics and their metabolites (1, 2). Nephrotoxicity is one of the major leading causes of death worldwide, of which 20% of deaths are accounted for drug-induced toxicity with various classes of life-saving drugs (2-4). The nephrotoxicity symptoms include the change in urine volume, increased kidney weight, and alteration of kidney biochemical parameters (serum urea nitrogen and creatinine levels) (5, 6).

Cisplatin (CP) is platinum derived first-line anticancer drug that shows the efficient suppression of malignancies. CP interacts with DNA *via* the formation of covalent adducts between certain DNA bases and the platinum compound (7, 8). The toxic effects of CP include nausea, vomiting, ototoxicity, neurotoxicity and bone marrow suppression, but its chief dose-limiting side effect is nephrotoxicity (8). But prolonged usage of CP exhibits

WORLD JOURNAL OF PHARMACY AND PHARMACEUTICAL SCIENCES

(An ISO 9001:2015 Certified International Journal)

An International Peer Reviewed Journal for Pharmaceutical and Medical Research and Technology

ISSN ... Impact ... 025 ... .65

SAT, OCT 05 ... :46 PM

World Journal of Pharmacy and Pharmaceutical Sciences (WJPPS) ha

Login | Register

)) WJPPS Citation now

	All	Since 2019
Citation	5450	3969
h-index	23	20
i10-index	134	84

Login

User Name :

Username

Password :

Password

Forgot Password | Register

submit

)) Search

Go

)) News & Updation

submit manuscript

- Call for Paper
  WJPPS Invited to submit your valuable manuscripts for Coming Issue.
- Journal web site support Internet Explorer, Google Chrome, Mozilla Firefox, Opera, Saffari for easy

Abstract

EVALUATION OF ANTIDIABETIC EFFECT OF LEAVES OF ACACIA NILOTICA ON PHYTOPHARMACOLOGICAL PROSPECTIVE

Neelmani Chauhan*, Ved Prakash Tiwari and Rachel Niveditha

ABSTRACT

Acacia nilotica is a potent herbal drug traditionally used in the treatment of diabetes. Aim of present study is to evaluate the anti-diabetic effect of Acacia nilotica leaf on phytopharmacological prospective.

Keywords: Acacia nilotica, antidiabetic, Anti oxidents, Phytopharmaceuticas.

[Download Article] [Download Certifiate]

Call for Paper

World Journal of Pharmacy and Pharmaceutical Sciences (WJPPS)

Read More

Online Submission

World Journal of Pharmacy and Pharmaceutical Sciences (WJPPS)

Read More

Email & SMS Alert

World Journal of Pharmacy and Pharmaceutical Sciences (WJPPS)

Read More

Downloads

Author Instruction

Covering Letter

Copyright Form

Powered By WJPPS | All Right Reserved

003544254

Follow Us On :

WORLD JOURNAL OF PHARMACY AND PHARMACEUTICAL SCIENCES

(An ISO 9001:2015 Certified International Journal)

An International Peer Reviewed Journal for Pharmaceutical and Medical Research and Technology

ISSN ... 2007
Impact ... 025
... .65

SAT, OCT 05 ... 42:51 PM

World Journal of Pharmacy and Pharmaceutical Science

Login | Register

WJPPS Citation new

	All	Since 2019
Citation	5450	3969
h-index	23	20
i10-index	134	84

Login

User Name :
Username
Password :
Password
Forgot Password | Register
submit

Search

Go

News & Updation

panel for both author and reviewer. Using this control panel author can submit manuscript

- Call for Paper
  WJPPS Invited to submit your valuable manuscripts for Coming Issue.
- Journal web site support Internet

Abstract

STONEMAN SYNDROME FREQUENCY / FIBRODYSPLASIA OSSIFICANS PROGRESSIVA (FOP)/ MUNCHMEYER'S DISEASEs RARE GENETIC DISORDER (1 IN 2 MILLION)

Keerthika*, J. E. Rachel Nivedita

ABSTRACT

FOP It is an extremely rare skeletal dysplasia also called stone man syndrome. It is characterized by the progressive ectopic ossification of tendons and ligaments, facial and skeletal muscle throughout life. It is a rare hereditary connective tissue disease. Smooth muscle is not involved in this disorder. The known reported epidemiology in this disorder is one in two million FOP It is occurred due to the bone formation outside of the skeleton is namely called as heterotopic ossification. And which leads to formation of ribbons, sheets and plates of extra bone forming in places whole body where bone should not be. Once formed this bone cannot be removed and hence it may lead to stiffness of joint. Hence it can restrict normal movement and function therefore it causes lock in joints. Here it is a rare skeletal dysplasia which has the characteristics of imaging and clinical findings where it includes stout first metatarsals, bilateral hallux valgus, mono phalanges great toes. The symptoms are likely to begin in childhood as localized soft tissue swellings. There will be dysfunction and immobility of the spine and proximal extremities. In severe case there is also limitation of masticatory function by scoliosis it is a temporal mandibular joint (TMJ) is a critical component involved in the maxillofacial region. Where TMJ is not involved and rare.

Keywords: ? Fibro dysplasia ossificans progressive. ? Rare dominant autosomal skeletal dysplasia. ? One in two million / rare. ? Dysfunction and immobility of the spine and proximal extremities. ? It is a trivial trauma. ? Characteristic imaging [MRI] and clinical

[Download Article] [Download Certifiate]

Call for Paper

World Journal of Pharmacy and Pharmaceutical Sciences (WJPPS)

Read More

Online Submission

World Journal of Pharmacy and Pharmaceutical Sciences (WJPPS)

Read More

Email & SMS Alert

World Journal of Pharmacy and Pharmaceutical Sciences (WJPPS)

Read More

Downloads

Author Instruction

Covering Letter

Copyright Form

Powered By WJPPS | All Right Reserved

003544258

Follow Us On :

IJRAR.ORG E-ISSN: 2348-1269, P-ISSN: 2349-5138

INTERNATIONAL JOURNAL OF RESEARCH AND ANALYTICAL REVIEWS (IJRAR) | IJRAR.ORG

An International Open Access, Peer-reviewed, Refereed Journal

Pattern of Use of SGLT2 Inhibitors In Patient With Chronic Heart Failure In A Tertiary Care Hospital In South India 2021-22

Ms.P.Twila Pushpa,Assistant Professor,Bharat Institute of Technology,Mangalplly,501510.

Dr. Mohammed sadiq azam, MBBS, MD (MED),DNB(CARDIOLOGY),consultant cardiologist,kims, secunderabad.

Dr.Nahid, Assistant Professor,Bharat Institute of Technology,Mangalplly,501510.

G.Harshavardhan Reddy,Pharm-D student, Bharat Institute of Technology,Mangalplly,501510.

K.Soma Shekar, Pharm-D student, Bharat Institute of Technology,Mangalplly,501510.

Corresponding Author: Ms.P.Twila Pushpa,M.Pharm,Assistant Professor, Bharat Institute of Technology,Mangalpally,Ibrahimpatnam,501510.

ABSTRACT:

AIM: To assess the efficacy, safety & tolerability of SGLT2 inhibitors in chronic heart failure, as well as their impact on patient symptoms and QOL. To investigate the reasons for therapeutic discontinuance.

Objectives: To evaluate the Indian population's safety, efficacy & tolerability.The assessment of patient quality of life is as important as the treatment outcome. The cost-effectiveness of the treatment should be considered for the patient's convenience..

Materials and methods: The study is conducted as a Prospective Observational study in the Department of Out-patient Unit of Cardiology at Krishna Institute of Medical Sciences (KIMS) hospital in Secunderabad. The study duration is 6 months, and the sample size consists of 103 adult patients.

Results and discussion: In our study, a total of 103 patients were included, from the age of 20 to 89 years. Of those, the males were 65 and the females were 38, and the mean age was 54.85 years. Most (93.3%) of the patients had no complaints when they were on SGLT2 among them, 6.7% had complaints of burning micturition and dysuria. The number of pus cells in the urine increased by an average of 18, while serum creatinine increased by an average of 0.9 in the patients showing adverse effects in their review 1. An average of 15 and 0.6 changes were in pus cells and serum creatinine respectively in the patients showing adverse during their review 2.The effectiveness of SGLT2 in HF management is seen comparing the ejection fraction improvement from each and every review to baseline visit. The average improvement in EF at the first review of each patient is 1.96 % and the average EF improvement on review 2 is 3.26%

Synthesis and Evaluation of 1,2,4-Triazole Derivatives for Antioxidant, Anti-inflammatory, Cytotoxicity and QSAR Analysis

https://doi.org/10.14233/ajchem.2023.26878

Journal: Asian Journal of Chemistry, 2022, № 1, p. 194-202

Publisher: Asian Journal of Chemistry

Authors:

1. Shaheen Begum
2. V. Anitha Kumari
3. S.K. Arifa Begum
4. M. Reddemma
5. K. Tejaswini
6. K. Bharathi

Abstract

A series of novel 4-amino-5-substituted-1,2,4-triazole-3-thiol derivatives (B1-B18) were synthesized and characterized by spectral analysis. Equimolar portions of thiocarbohydrazide and different acids (substituted aryl/heteroaryl/aliphatic) were fused to synthesize the title compounds. The compounds were evaluated for cytotoxicity, in vitro anti-inflammatory activity and antioxidant activities. Cytotoxicity studies highlighted B4 (2,4-dichloro analog) as the potent cytotoxic molecule with IC50 value of 20.35 µM against MCF-7 cell line compared to cisplatin (IC50 = 12.06 µM). B4 (2,4-dichloro), B18 (oleayl) and B14 (2-hydroxy) showed significant membrane-stabilizing activity with IC50 values < 35 µM, whereas B11 (3,4-dimethoxy), B4 (2,4-dichloro) and B14 (2-hydroxy) displayed moderate proteinase inhibitory activity with IC50 values < 72 µM. Compounds possessing phenolic hydroxyl group (B12–B14) demonstrated an appreciable antioxidant activity in the studied antioxidant models. QSAR analysis revealed the important contribution of molecular connectivity, ionization potential and mass of the compounds for optimum cytotoxicity. Present results suggested compound B4 as a potential lead molecule to design novel and potent cytotoxic and anti-inflammatory agents.

List of references

1. A.K. Gupta, S. Prachand, A. Patel and S. Jain, Int. J. Pharm. Life Sci., 3, 1848 (2012).
2. K. Roy, J. Indian Chem. Soc., 95, 1497 (2018). https://doi.org/10.1002/aocs.12144
3. N. Bhagyalakshmi, R.H. Udupi and M.S. Niranjan, Int. J. Pharm. Chem. Sci., 1, 287 (2012).
4. O.O. Oyedapo and A.J. Famurewa, Int. J. Pharmacol., 33, 65 (1995). https://doi.org/10.3109/13880209509088150
5. https://dtclab.webs.com/software-tools
6. D. Kumudha, J.T. Leonard, M. Muthumani, N. Chidhambaranathan and T. Kalavathi, Asian J. Pharm. Clin. Res., 6, 5 (2013).
7. P.K. Goyal, A. Bhandari, A.C. Rana and D.S. Bele, Asian. J. Res. Chem., 3, 355 (2010).

Publications that cite this publication

Design and Synthesis of Antifungal Candidates Containing Triazole Scaffold from Natural Rosin against Valsa mali for Crop Protection

Renle Xu, Kun Chen, Xu Han, Yuhang Lou, Shihao Gu, Yanqing Gao, Shibin Shang, Zhanqian Song, Jie ...

https://doi.org/10.1021/acs.jafc.3c02002 ·

2023, Journal of Agricultural and Food Chemistry, № 25, p. 9718-9727

Scopus | WoS | Crossref citations: 0

Find all citations of the publication

About this publication

Publication type	Журнальна стаття
Number of citations	1
Number of works in the list of references	7
Journal indexed in Scopus	Yes
Journal indexed in Web of Science	No

Citations

Citation Indexes: 1

PLUMX View details >

International Journal of Pharmaceutical Science Invention
ISSN (Online): 2319-6718, ISSN (Print): 2319- 670X
www.ijpsi.org Volume 12 Issue 3 | May –June. 2023 | PP. 41-44

Extraction of Bioactive Egg Compounds Used In Human Medicine

P. Twila pushpa[1], L.Srivalli [2*],K. Karthik[3] , L.Nikshitha[4], M.Likitha [5], M.Nageshwari[6]

B Pharmacy 4th year, Bharat Institute of Technology, Mangalpally, Ibrahimpatnam Hyderabad, Ranga Reddy dist, Telangana, India, 501510.
Twila Pushpa, M.Pharmacy, Assistant Professor ,Bharat Institute of Technology, Mangalpally, Ibrahimpatnam, Hyderabad, Ranga Reddy dist, Telangana, India, 501510.
Corresponding email id: lakkireddysrivalli@gmail.com

Abstract
Egg, a highly nutritious food, contains high-quality proteins, vitamins, and minerals. This food has been reported for its potential pharmacological properties, including antibacterial, anti-cancer, anti-inflammatory, angiotensin-converting enzyme (ACE) inhibition, immunomodulatory effects, and use in tissue engineering applications. The significance of eggs and their components in disease prevention and treatment is worth more attention. Eggs not only have been known as a "functional food" to combat diseases and facilitate the promotion of optimal health, but also have numerous industrial applications. The current review focuses on different perceptions and non-food applications of eggs. The versatility of eggs from an industrial perspective makes them a potential candidate for further exploration of several novel components. Biologically active ingredients of hen eggs are widely used in human medicine. This review article is aimed to summarize the extraction of various bioactive egg components that are used in pharmaceutical industries due to their beneficial pharmacological actions.

Date of Submission: 11-05-2023 Date of acceptance: 23-05-2023

I. Introduction

The principal components of eggs include the egg shell, egg white, the yolk, and the eggshell membrane. In addition to food consumption, increasing attention has been given to exploring the unique biological values and functions of eggs and their comprehensive applications as a non-food resource in different industrial sectors. This review aimed to summarize and analyse the cost-effectiveness of this essential food product that can make the academic communities and industries explore its potential, its bioactive components. In addition, an overall understanding of its bioactive components and their potential in large-scale development for applications in biotechnology, medicine, pharmaceuticals, and nutraceuticals may give rise to future developments in the egg industry. Extensive studies have been carried out to identify and characterize the biologically active components of hen's eggs, apart from. the products already being produced by industries for various biomedical applications for human and veterinary medicine, and other potential applications in non-biological industries.

Functional properties of egg compounds

Egg Components in Improving Osteoporosis

Egg yolk phosvitin, a highly phosphorylated protein naturally found in nature, plays a vital role in the osteoblast differentiation process, similar to ascorbic acid. Real-time PCR analysis of cultured mouse osteoblastic MC3T3-E1 cells treated with ascorbic acid and phosvitin revealed a similar expression of osteogenic gene markers, including collagen type 1, osteocalcin, runt-related transcription factor 2, and bone morphogenetic protein-2Phosvitin can effectively play the role of ascorbic acid in the osteoblast differentiation process when the former is unavailable, with immediate applications for individuals who are susceptible to bone loss, providing alternative treatment options for patients with osteoporosis. Industries currently manufacturing artificial bone and dental fixtures can replace them with a natural biological material containing eggshell waste to rapidly improve bone structure formation.

Wound Healing Potency of Egg Compounds

The use of egg shell membrane to improve biological and biodegradable matrices has gained attention as a new material for use in biological dressings in the wound regeneration process in split-thickness skin graft donors and in nerve regeneration enhancement in the sciatic nerves of rats. ESM, with its biodegradability due to

IndianJournals.com (ijor.aspx)

Home (ijor.aspx) About us (ijor.aspx?target=about_us) My Profile (ijor.aspx?target=users_zone) Registration (ijor.aspx?target=registar) Products Article Submission

Research Journal of Pharmacy and Technology

Journal Home (?target=ijor:rjpt&type=home)
Current Issue (?target=ijor:rjpt&type=current_issue)
Archive / Issues (?target=ijor:rjpt&type=archive)
Registration (?target=register)
Subscribe (?target=ijor:rjpt&type=subscribe)
Editorial Board (?target=ijor:rjpt&volume=14&issue=1&type=eboard)
Aims & Scope (?target=ijor:rjpt&type=aimsscope)
Author Guidelines (?target=ijor:rjpt&volume=14&issue=1&type=for_authors)
Ethics & Malpractice (?target=ijor:rjpt&type=pubethics)
Subscribe TOC Alerts (?target=ijor:rjpt&type=toc_alerts)

Article Submission (?target=ijor:rjpt&type=onlinesubmission)
FREE
Sample Issue (?target=ijor:rjpt&type=sample_issue)

Trial Access (?target=ijor:rjpt&type=trialaccess_issue)

RESEARCH JOURNAL OF PHARMACY AND TECHNOLOGY
Year : 2021, Volume : 14, Issue : 1
First page : (409) Last page : (412)
Print ISSN : 0974-3618. Online ISSN : 0974-360X.
Article DOI : 10.5958/0974-360X.2021.00074.3 (http://dx.doi.org/10.5958/0974-360X.2021.00074.3)

Phytochemical evaluation and in-vitro antioxidant potential of whole plant of *Hy*

Yada Deepthi[1*], Dr. Sivakkumar T.[2], Dr. Srinivas Nimmagadda[3]
[1]Department of Pharmaceutical Chemistry, Malla Reddy Institute of Pharmaceutical Sciences, Maisammaguda, Dhulapally, Secunderabad-14
[2]Department of Pharmacy, Annamalai University, Annamalai Nagar, Chidambaram, TN.
[3]Department of Pharmaceutical Chemistry, Bharat Institute of Technology-Pharmacy, Ibrahimpatnam, Hyderabad
*Corresponding Author E-mail: yada.deepthi@gmail.com (mailto:yada.deepthi@gmail.com?cc=gbehal@indianjournals.com)

Online published on 22 April, 2021.

The present study was to investigate total phenol and flavonoid content, the antioxidant potential of various extracts of *Hyptis suaveolens* whc

Hyptis suaveolens, Antioxidant activity, DPPH, Nitric oxide scavenging activity, FRAP.

We recommend

Inhibitory effect of phenolic and flavonoidal content of H. indicum root extract on 1, 1-diphenyl-2-picrylhydrazyl radicals
(https://rev.trendmd.com/open/lx6hotjeyJzb3VyY2VUeXBIIjoyLCJzb3VyY2VVcmwiOiJodHRwczovL3d3dy5pbmRpYW5qb3VybmFscy5jb20va
Vivek Keshri, Research Journal of Pharmacy and Technology, 2021

Total phenolic contents and determination of Antioxidant activity by DPPH, FRAP, and cyclic voltammetry of the fruit of Solanum nigrum (Blacl
(https://rev.trendmd.com/open/sxts2iceyJzb3VyY2VUeXBIIjoyLCJzb3VyY2VVcmwiOiJodHRwczovL3d3dy5pbmRpYW5qb3VybmFscy5jb20va
Guediri Imene, Asian Journal of Research in Chemistry, 2021

Characterization of Antioxidant Activity of Twenty Selected Medicinal Plants Growing in North-Western Himalaya
(https://rev.trendmd.com/open/3j3gtdfeyJzb3VyY2VUeXBIIjoyLCJzb3VyY2VVcmwiOiJodHRwczovL3d3dy5pbmRpYW5qb3VybmFscy5jb20va
Guleria Sanjay. Indian Journal of Agricultural Biochemistry, 2011

In vitro Antioxidant Activity, Total Phenolics and Flavonoids Contents of Gladiolus segetum Extracts
(https://rev.trendmd.com/open/q8eebh7eyJzb3VyY2VUeXBIIjoyLCJzb3VyY2VVcmwiOiJodHRwczovL3d3dy5pbmRpYW5qb3VybmFscy5jb20\
Salah Eddine Marref, Research Journal of Pharmacy and Technology, 2018

Phytochemical Analysis and In vitro Antioxidant activity of extracts of Justicia wynaadensis leaves
(https://rev.trendmd.com/open/1w80qtleyJzb3VyY2VUeXBIIjoyLCJzb3VyY2VVcmwiOiJodHRwczovL3d3dy5pbmRpYW5qb3VybmFscy5jb20vi
C. S. Sahana Chavan, Research Journal of Pharmacy and Technology. 2019

Investigation of Extracts from Tunisian Ethnomedicinal Plants as Antioxidants, Cytotoxins, and Antimicrobials
(https://rev.trendmd.com/open/csc55ibeyJzb3VyY2VUeXBIIjoyLCJzb3VyY2VVcmwiOiJodHRwczovL3d3dy5pbmRpYW5qb3VybmFscy5jb20vi
Guesmi Fatma, Biomedical and Environmental Sciences, 2017

Flavone content and antioxidant activities of ethanol extract from leaves of dendrocalamus hamiltonii
(https://rev.trendmd.com/open/po0u60zeyJzb3VyY2VUeXBIIjoyLCJzb3VyY2VVcmwiOiJodHRwczovL3d3dy5pbmRpYW5qb3VybmFscy5jb20\
World Scientific Book

Screening of Antioxidant Potential of Selected Barks of Indian Medicinal Plants by Multiple In vitro Assays LI
(https://rev.trendmd.com/open/prm1b08eyJzb3VyY2VUeXBIIjoyLCJzb3VyY2VVcmwiOiJodHRwczovL3d3dy5pbmRpYW5qb3VybmFscy5jb20\
Biomedical and Environmental Sciences, 2008

DISEASE PREVENTION AND PLANT DIETARY SUBSTANCES
(https://rev.trendmd.com/open/941z095eyJzb3VyY2VUeXBIIjoyLCJzb3VyY2VVcmwiOiJodHRwczovL3d3dy5pbmRpYW5qb3VybmFscy5jb20\
World Scientific Book

Antioxidant and Antiproliferative Activities of Desmodium triflorum (L.) DC
(https://rev.trendmd.com/open/3g64v7neyJzb3VyY2VUeXBIIjoyLCJzb3VyY2VVcmwiOiJodHRwczovL3d3dy5pbmRpYW5qb3VybmFscy5jb20\
Shang-Chih Lai, The American Journal of Chinese Medicine, 2010

Powered by TREND MD (https://www.trendmd.com/how-it-works-readers)

Note: Please use Internet Explorer (6.0 or above). Some functionalities may not work in other browsers.

ISSN–2230-7346

Journal of Global Trends in Pharmaceutical Sciences

EXTRACTION, PHYTOCHEMICAL ANALYSIS AND ANTHELMINTIC ACTIVITY STUDY OF *PORTULACA QUADRIFIDA* LINN

Mrinmay Das*, Ch. Ascharya, Kabita Banik and Twila Pushpa

Department of Pharmacy, Bharat Institute of Technology, Mangalpally, Ibrahimpatnam, Hyderabad, Telangana, India.

***Corresponding author E-mail: mrin1978@gmail.com**

ARTICLE INFO

Key Words

Portulaca quadrifida, haemorrhoids, asthma, inflammations, swelling

Access this article online
Website: https://www.jgtps.com/
Quick Response Code:

ABSTRACT

Portulaca quadrifida Linn. belongs to the family Portulacaceae. It is a small diffused, succulent, annual herb found throughout the tropical parts of India. It is used as a vegetable and also used for various curative purposes. It is said to be useful in asthma, cough, urinary discharges, inflammations and ulcers. In Rajasthan, the leaves are used in preparing bread by mixing with Bajra. In Tamilnadu, leaves and tender shoots cooked and eaten as greens. A poultice of the plant is applied in abdominal complaints, erysipelas and haemorrhoids. In Nigeria the leaves are used as a local application to swellings. The present study was aimed to undergo ethanolic extraction, phytochemical analysis of ethanolic extract and investigation of the anthelmintic potential of crude ethanolic extract of *Portulaca quadrifida* Linn. on Indian earth-worm (*Pheretima posthuma*). Three concentrations (25, 50, 100 mg/ml) of each extract were studied in activity which involved the determination of time of paralysis (vermifuge) and time of death (vermicidal) of the worms. Albendazole in 25mg/ml concentration was included as standard reference and normal saline water with 1% CMC as control. The ethanolic extracts exhibited significant anthelmintic activity at a concentration of 100 mg/ml. Findings of the present investigations confirms that, the ethno-medicinal claim of anthelmintic activity of this plant is genuine

INTRODUCTION

Parasitic infection including Helminthiasis is a critical serious problem in the tropical regions including the Asian countries which affects more than two billions of people worldwide. Helminthes produce serious problem in human and other animals around the world specifically to the third world countries. Different type of helminthes infects the human and animals out of which intestinal round worms (Ascardia sp.) are most common. Approximately 300 million people suffer severe morbidity associated with these parasites and half of which are school-going children affected by massive infections. Variety of several clinical symptoms arises due to this infection include dysentery, diarrhoea, nausea-vomiting, loss of appetite and weight, acidity and sometimes anaemia. Other manifestations of helminthic infections include respiratory symptoms, dermatological consequences and epilepsy as a result of neurocysticercosis. Helminthic infections may also subvert immune responses to pathogens of other diseases such as tuberculosis, HIV, and malaria.[1] The plant *Portulaca quadrifida* is commonly known as 'Chicken Weed', widely used as green vegetable, described in the Ayurvedic Literature. *Portulaca quadrifida*

© Journal of Global Trends in Pharmaceutical Sciences

Connecting you to content on EBSCOhost

We found a match
Your institution may have access to this item. Find your institution then sign in to continue.

Title

Identification and Quantitative Estimation of Niacinamide and Neolone 950 in an Oil/Water Cream by HPTLC Method.

Authors

Mahanty, Arpan; Banik, Kabita; Al Maruf, Abdullah; Mitu, Farhana Sultana; Bala, Nripendra Nath; Gupta, Bijan Kumar; Rath, Seemanchala

Abstract

Niacinamide, a derivative of niacin, also known as vitamin B3 (C6H6N2O) has ability to treat some skin conditions including aging. It is also beneficial for treating different inflammatory skin conditions such as psoriasis and rosacea. Neolone 950 is a broad spectrum bactericide, compatible with a variety of fungicides and bactericides. It is widely used as a preservative in different cosmetic preparations, and exhibits outstanding antimicrobial activity, inhibiting against a wide variety of Gram-positive and negative bacteria. The present study involves separation and quantitative estimation of Niacinamide and Neolone 950 by High performance thin layer chromatography using two different solvent systems, to illustrate, acetic acid: acetone: methanol: benzene (5:5:20:70) for Niacinamide and was chloroform: methanol (90:10) for Neolone 950. Retention factor for Niacinamide and Neolone were found to be 0.52 and 0.72 respectively. The chromatograms were analysed by scanning through densitometer for quantitative estimation of samples. Linearity of the analytical method was supported by R2 values greater than 0.9 in each case. Percentage recovery results were found to be more than 90 %, both according to area and height of the standard curves. Statistical parameters like root mean square error of prediction (RMSEP) and relative standard error of prediction (RSEP) were less than one, therefore, indicated good precision of the method.

Subjects

NICOTINAMIDE; BACTERICIDES; PSORIASIS; ANTI-infective agents; GRAM-positive bacteria

Publication

Eurasian Journal of Analytical Chemistry, 2021, Vol 16, Issue 2, p15

ISSN

1306-3057

SPRINGER LINK

Log in

Menu Search Cart

Home > GeNeDis 2020 > Conference paper

Formulation and Evaluation of Dermatological Product Containing Niacinamide

| Conference paper | First Online: 01 January 2022

| pp 331–337 | Cite this conference paper

GeNeDis 2020

Sandhya Rani, Kabita B. Banik & Simhachalam Rath

Part of the book series: Advances in Experimental Medicine and Biology ((AEMB,volume 1337))

1487 Accesses

Abstract

In this study, niacinamide-based skin creams were formulated and evaluated. Niacinamide (also known as nicotinamide, 3-pyridinecarboxamide) is a physiologically active form of niacin or vitamin B3. Niacinamide, a derivative of niacin, has the ability to treat some skin conditions including aging skin. Quality of the product was assessed by using high-performance thin-layer chromatography (HPTLC) method to determine the content of niacinamide. No change in the physical properties was observed; the pH was in a proper range. The formulations showed good spreadability, no evidence of phase separation, and

Save 10% on All IGI Global Research Books
& OnDemand Individual Chapter & Article Downloads
(/search/)

Available exclusively on IGI Global's Online Bookstore. Offer valid through October 31, 2024



Exploring Quantitative Structure-Activity Relationships (QSARs) for Urea-Based Dual FAAH and sEH Inhibitors

Jaswanthi Padala, Shaheen Begum, Bharathi Koganti, Arifa Begum S. K.

Source Title: International Journal of Quantitative Structure-Property Relationships (IJQSPR) (/journal/international-journal-quantitative-structure-property/126552) 7(2)
Copyright: © 2022
Pages: 17
DOI: 10.4018/IJQSPR.290013

OnDemand:
(Individual Articles)
$37.50
() Available
Current Special Offers

Abstract

Several urea-based compounds have been reported as dual inhibitors of Fatty acid amide hydrolase (FAAH) and Soluble epoxide hydrolase (sEH) enzymes which have potential as anti-inflammatory and antinociceptive agents. QSAR studies were performed on the urea analogs to identify the molecular descriptors influencing the FAAH and sEH inhibitory activity using Small Dataset Modeler tool. Molecular descriptors (1D &2D) were computed using PaDEL-Descriptor software. A set of forty-eight compounds was used in the present study. Statistically significant models were derived for both the enzymes [pIC50 (sEH): R2 = 0.797, Q2 = 0.762 and Q2F1 =0.747; pIC50 (FAAH): R2 = 0.642, Q2 = 0.521 and Q2F1 =0.566]. The results of QSAR on the sEH enzyme revealed the contribution of topological charge indices, ionization potential, and the number of nitrogen atoms (naaN) for defining the potency. Polarizability showed a major influence on FAAH inhibition. The predictive ability of the QSAR models was established based on the dual inhibitory potential of some newly designed molecules.

Article Preview

Top

1. Introduction

A well-validated QSAR model guides medicinal chemists to analyze the effect of molecular features on biological activity, as well as in the design and the activity prediction of newer analogs (Maltarollo et al, 2017, Neves et al, 2018). QSAR techniques are proven strategies to reduce animal experimentation requiring cumbersome ethical obligations. Several drugs such as Zanamavir, Imatinib,

Indian Journal of Pharmacy Practice (https://ijopp.org/)
An Open Access Peer reviewed Journal in Pharmaceutical Sciences

InJPharPract, Vol 15/Issue 2/2022 Original Article

Impact of Non-sedation in Gastrointestinal Conventional

Article Tools

— Download Article

Download PDF (https://ijopp.org/files/InJP15-2-132.pdf)

Read in Readcube

ndoscopy Practices in Outpatient Setup

Published on:April 2022

Indian Journal of Pharmacy Practice, 2022; 15(2):132-136

Original Article | doi:10.5530/ijopp.15.2.22 (http://dx.doi.org/10.5530/ijopp.15.2.22)

Authors:

Arifa Begum Shaik[1,*], Billakuduru Srija[1], Kalvakollu Keerthi[1], Ambadipally Laharika[1], Malli Saisree[1], Shaheen Begum[2], Sethu Babu[3]

[1]Bharat Institute of Technology, JNTUH, Telangana, INDIA.

[2]Institute of Pharmaceutical Technology, Sri Padmavati Mahila Visvavidhyalayam, Tirupathi, Andhra Pradesh, INDIA.

[3]Department of Gastroenterology, Krishna Institute of Medical Sciences, Minister Road, Secunderbad, Telangana, INDIA.

Abstract:

Background: This study is aimed to evaluate the impact of non-sedation in gastrointestinal conventional endoscopy practices in outpatient setup. The importance of our study is to assess the safety, tolerability of the non-sedation methodology and suggest the benefits of the non-sedation procedures. This study was conducted in endoscopy department of Krishna Institute of Medical Sciences (KIMS). A total of 150 patients were included in the study after acquiring their consent over it. Pregnant, lactating women, Volunteers with less than

(http://www.readcube.com/
Read in LENS

+ Cite this Article

+ Cited by

+ Metrics

+ Related Articles

Signup for TOC Alerts

Subscribe

SUBSCRIBE

0 0 (https://follow.it/now)

Indian Journal of Pharmacy Practice (https://ijopp.org/)
An Open Access Peer reviewed Journal in Pharmaceutical Sciences

Case Report InJPharPract, Vol 15/Issue 4/2022

Drug Utilization and Evaluation of Antiepileptic Drugs in a Tertiary Care Hospital

Article Tools

— Download Article

Download PDF (https://ijopp.org/files/InJP15-4-321_0.pdf)

Read in Readcube (http://www.readcube.com/

Read in LENS

+ Cite this Article

+ Cited by

+ Metrics

+ Related Articles

Signup for TOC Alerts

Subscribe

SUBSCRIBE

0 0 (https://follow.it/now)

ublished on:October 2022

Indian Journal of Pharmacy Practice, 2022; 15(4):321-324

Case Report | doi:10.5530/ijopp.15.4.58 (http://dx.doi.org/10.5530/ijopp.15.4.58)

Authors:

Arifa Begum SK[1,*], Ch Vaishnavi Durga[2], B Sahithi[2], K Leema[2], K Vaishnavi[2], R P Swathi[2], B Swathi [3], V Rajendra[4], Shaheen Begum[5]

[1]Department of Chemistry, Bharat Institute of Technology, Mangalpally Ranga Reddy, (Affiliated to JNTUH), Telangana, INDIA.

[2]Department of Pharm D, Avanthi Institute of Pharmaceutical Sciences, Guntapally, Ranga Reddy (Affiliated to JNTUH), Telangana, INDIA.

[3]Bharat School of Pharmacy, Mangalpally, Ibrahimpatnam, Telangana, INDIA.

[4]Critical Care Consultant, Aware Global Hospital, L.B Nagar, Ranga Reddy, Telangana, INDIA.

[5]Institute of Pharmaceutical Technology, Sri Padmavati Mahila Visvavidyalayam, Tirupati, Andhra Pradesh, INDIA.

Abstract:

Aim: Drug utilization and evaluation (DUE) study of antiepileptic drugs in a tertiary care hospital. **Methods:** A total of 110 case records of patients were included in a prospective observational study which was conducted for duration of 6 months. The prescription pattern was analyzed based on age, gender, route of administration, indication, duration of therapy, type of seizures, generation of Anti-Epileptic Drugs (AEDs), and rationality. **Results:** AEDs

Journal of Cardiovascular Disease Research

ISSN: 0975-3583, 0976-2833 VOL 12, ISSUE 04, 2021

A REVIEW ON MEDICINAL IMPORTANCE OF ISATIN SCAFFOLDS WITH ANTI-MYCOBACTERIAL ACTIVITY

Mohd Afroz,[1]Rangapuram Vasanthi[1] and Azka Fathima[2]

[1].GITAM School of Pharmacy, GITAM (Deemed to be university), Sangareddy, Telangana, Hyderabad, 502329 India

[2].BHARAT Institute of technology, Mangalpally, Ibrahimpatnam, Telangana, Hyderabad, 501510 India

Email: mohdafroz1992@gmail.com

ABSTRACT:-

Isatin consist of 1H indole 2,3diones it is an important class of a heterocyclic compounds. Isatin analogues (or) scaffold have a wide variety of strong interest in synthesis and pharmacological activity. Isatin and its derivatives posses anti-tuberclosis or anti-mycobacterial activity. Tuberculosis is rapid growing diseases. Many Isatin scaffold are more potent then reference drug. This review aims of highlighting the diverse biological activity of Tuberclosis by Isatin scaffold

KEYWORD: ANTI-MYCOBACTERIA,MTB H37Rv, MDR-TB, ISATIN, TUBERCLOSIS,

INTRODUCTION:-

Isatin consist of 1H indole 2,3diones is important class of a heterocyclic compounds. Isatin moiety is privilaged Scaffold's for a chemical modification and is responsible for a broad spectrum and a wide variety of biological and pharmacological activity.[1]

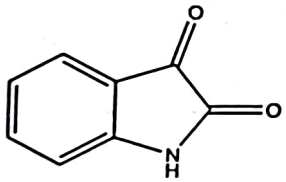

According to the latest World Health Organization (WHO) report, tuberculosis (TB) is the ninth leading cause of death throughout the world and the leading cause from a single infectious agent, ranking above HIV/AIDS. There was around 10.4 million people fell ill with TB in the year 2019, resulting 1.67 million deaths TB globally.[2] The new virulent forms of Mycobacterium tuberculosis (MTB) is a species of pathogenic bacteria in the family Mycobacteriaceae. Mycobacterium tuberculosis has an waxy coatngan its cell surface primarily due to the presence of mycolic acid. Mycobacterium can appear either gram positive and gram negative.

Pathophysiology of tuberculosis:-

The spread of the disease and it is believed that tuberculosis can be spread by sharing food or water, hugging or kissing, sharing toothbrushes, skin contacts like shaking hands, or touching toilets seats.It can spread only through the air droplets containing Mycobacterium that are released by the infected person while coughing, sneezing, singing, or talking. The pathogenesis of Mycobacterium

IJCRT.ORG ISSN : 2320-2882

INTERNATIONAL JOURNAL OF CREATIVE RESEARCH THOUGHTS (IJCRT)

An International Open Access, Peer-reviewed, Refereed Journal

STABILITY INDICATING RP-HPLC METHOD DEVELOPMENT AND VALIDATION OF DAPTOMYCIN

Dr.Namratha Sunkara*[1], Kabita Banik [2], ,P.Twila Pushpa[3],B.Swathi[4],Azka Fathima[5]

[1]Bharat Institute of Technology, Mangalpally, Ibrahimpatnam, Rangareddy Telangana India

ABSTRACT: A simple, Accurate, precise method was developed for the estimation of the Daptomycin in Tablet dosage form. The detection was carried out by using PDA detector at 223nm.Phenomenex IB-SIL C_8 column was used for the study as this yield peak of good shape.Buffers of different pH were tried. 3.4g/L $NH_4H_2PO_4$ adjust P^H to 3.1 ± 0.05 with H_3PO_4 was finally used because of the good symmetrical peaks.. Injection volume used was 25µl .This has yielded peaks of good shape without any splitting. The flow rate was fixed at 0.9ml/min. This has eluted the drug around 37min.By using the method the retention time of the Daptomycin was found to be 37.74min.System suitability conditions meet the recommended criterion.Linearity of the solution was demonstrated between 0.1506 mg/ml and 0.4519 mg/ml concentration range.Accuracy was demonstrated as reported. Recovery and % of RSD are within the recommended limits.Limit of detection value is at 0.0000154mg/ml and limit of quantification is at 0.0000467mg/ml. Under forced degradation studies, the peak single point threshold is always lower than purity index for Daptomycin peak and all degradant peaks were well resolved. Retention times were decreased and run time was decreased, so the method developed was simple and economical that can be adopted in regular Quality control test inIndustries.Hence the method can be adopted as a stability indicating method.

Keywords: Quality control, Daptomycin, Recovery, Wavelength.

INTRODUCTION:

Pharmaceutical Analysis is that centre branch of drug store training and research, which is advancing speedy. It can be arranged as union of new medications particles and pharmaceutical investigation.The liquid chromatographic techniques, the pivoted arrange systems in perspective of balanced silica offers the most imperative probability of triumphs. In any case, an extensive number of (structure) factors (parameters) impact the selectivity and the assurance. Trade legitimate methods are made for the prescription thing to diminish the cost and time[1]. Then evaluate the best division condition from trial runs. In the wake of improving the separation condition, favour the procedure for release to routine research focus.Daptomycin arepale yellow crystalline powder, both the medicine are freely soluble in methanol and practically insoluble in water[2]. Themechanismofactionofdaptomycinisdistinctfromthatofanyotherantibiotic. Daptomycin bindstobacterialmembranesandcauses arapiddepolarisationofmembranepotential inbothgrowingandstationaryphasecells.

IJCRT.ORG ISSN : 2320-2882

INTERNATIONAL JOURNAL OF CREATIVE RESEARCH THOUGHTS (IJCRT)

An International Open Access, Peer-reviewed, Refereed Journal

GLIMEPIRIDE- INDUCED HYPOGLYCEMIA IN DIABETIC MELLITUS TYPE 2 - A CASE REPORT:

Asha raj [1*], J.Pravalika [1], E.keerthana [1], Nahid [2]

Asha raj [1] Pharm.d student, Bharat School of Pharmacy Managalpally,ibrahimpatnam,hyderabad ranga reddy district,501510

J.Pravalika[1] Pharm.d student, Bharat School of Pharmacy Managalpally,ibrahimpatnam,hyderabad ranga reddy district,501510

E.keerthana [1] Pharm.d student, Bharat School of Pharmacy Managalpally,ibrahimpatnam,hyderabad ranga reddy district,501510

Nahid Pharm.d Assistant Professor department of pharmacy practice Bharat Institute of Technology Managalpally, ibrahimpatnam,hyderabad ranga reddy district,501510

ABSTRACT:

Sulfonylureas are a group of medicines used in the management of type 2 diabetes. Sulfonylureas lower blood glucose levels by stimulating insulin release from the beta cells of pancreas, which do notwork in people with type 1 diabetes. Where 2nd generation sulfonylureas [glimepiride] are among most used anti-diabetic medication as they are highly efficient and inexpensive. The effective dosage range is 1to 8mg/day which should be used with caution in elderly & in patients with renal/ hepatic disease. Where glimepiride, was generally associated with lower risk of hypoglycaemia & less weightgain compared to other sulfonylureas. A 65 yrs. old female patient was admitted in general medicine ward, in a tertiary care hospital with chief complaints of hypoglycaemia & was brought to emergency department for further management. While her past medical H/O indicates that she was taking oral hypoglycemic drugs [glimepiride-2mg] for 2yrs. Where, on laboratory investigation her GRBS-31mg/dl, and was managed by giving IV dextrose[25%] later on further examination her GRBS got improved & were monitored every 2nd hour & was advised to hold the diabetic medication. This adverse reaction is considered as drug related type ADR as per WHO scale. Glimepiride as it is causing severehypoglycaemia, alternative therapy concept i.e. by combination either with metformin/ insulin with lifestyle modifications is much efficient which can minimize the risk of hypoglycaemia in geriatric patients with type 2 diabetes.

KEYWORDS: Glimepiride, Hypoglycaemia, Sulfonylureas.

INTRODUCTION: Hypoglycaemia is a condition in which blood sugar levels is lower than 70mg/dl than the standard range. Glucose is the body's main source of energy. It is common in type 2 diabetes, especially in patient receiving intensive therapy in which the risk of severe hypoglycaemia is increased more than threefold. Hypoglycaemia is less frequent in type 1 diabetes.

CAUSE: -Medication -such as insulin, glimepiride, glibenclamide, quinolones, beta blockers. - excessive alcohol drinking -such as chronic kidney disease, severe liver failure cardiac failure -Some critical illness -Long term starvation -insulin overproduction -hormone deficiency, cortisol deficiency,growth hormone deficiency.

SYMPTOMS: Sweating, pallor, mood swings, lack of coordination, hunger, dizziness.

Type 2 diabetes mellitus is characterized by insulin resistance and progressive beta cells failure, beta cell secretagogues are useful for achieving sufficient glycemic control .glimepiride is a second generation sulfonylurea that stimulate pancreatic beta cells to release insulin .it works by binding to the sulfonylurea receptor in the

GSC Biological and Pharmaceutical Sciences, 2020, 12(03), 013-016

Available online at GSC Online Press Directory

GSC Biological and Pharmaceutical Sciences

e-ISSN: 2581-3250, CODEN (USA): GBPSC2

Journal homepage: https://www.gsconlinepress.com/journals/gscbps

(CASE STUDY)

Assessment of efficacy of ticagrelor versus clopidogrel in the treatment of myocardial infarction by 2D echocardiography

Marina Gladys D' Souza [1,*], Aishwarya Goud Muthyala [1], Tejaswini Myaka [1], Sanjib Kumar Sahu [2] and Swathi Boddupalli [3]

[1]*Bharat Institute of technology, Department of Pharmacognosy, Mangalpally, Ibrahimpatnam, Hyderabad, India – 501510.*

[2]*Pharm D-V year, Department of Pharm D, Bharat School of pharmacy, Mangalpally, Ibrahimpatnam, Hyderabad, India- 501510.*

[3]*Assistant professor, Department of Pharm D, Bharat School of pharmacy, Mangalpally, Ibrahimpatnam, Hyderabad, India- 501510.*

[4]*Interventional cardiologist, Department of Cardiology, Durgabhai Deshmukh Hospital and Research Centre, Vidya Nagar, Hyderabad, India.*

Publication history: Received on 07 August 2020; revised on 31 August 2020; accepted on 03 September 2020

Article DOI: https://doi.org/10.30574/gscbps.2020.12.3.0256

Abstract

Myocardial infarction (MI) is the irreversible death of heart muscle due to prolonged lack of supply of oxygen resulting in decreased coronary blood flow and if untreated may lead to myocardial damage. Myocardial infarction may be due to several causes *viz.*, coronary occlusion, ventricular hypertrophy, coronary artery emboli or coronary trauma. Drugs used for the treatment of MI includes vasodilators to dilate the arteries and veins, antiarrythmics, thrombolytics to dissolve clots, anti-thrombolytics to prevent thrombus formation, anti-platelet drugs, analgesics to reduce pain, cardiac depressants to control heart rate and contractions. Present study was undertaken to evaluate the efficacy of Ticagrelor v/s Clopidogrel the antiplatelet drugs indicated in patients to reduce the risk of myocardial infarction. Both the drugs act by preventing the formation of platelet clots and helps in the smooth flow of blood. Assessment of results was carried out by 2d Echo test to evaluate the efficacy of the treatment. Treatment with ticagrelor showed improved efficacy and safety by improving the ejection fraction, reducing the rate of stroke, reducing vascular abnormalities, showing no bleeding problems. No death is observed due to vascular problems in both the treatment. Ticagrelor revealed considerable recovery rate compared to clopidogrel. Study reports revealed that ticagreloriseefficient thanclopidogrel in the treatment of MI and is a better choice over clopidogrel to treat MI.

Keywords: Myocardial infarction; Anti-platelet; Ticagrelor; Clopidogrel; 2D echo

1. Introduction

Myocardial infarction commonly referred to as a heart attack is often caused by reduced supply of blood flow or oxygen to the heart, resulting in the necrosis of cardiac muscle. This happens usually as a result of blood clot in the epicardial artery, the artery which supplies blood to the tertiary of heart muscle [1]. The prevalence approaches around three million people worldwide ever year. Etiology refers to ruptured atherosclerotic plaques leading to thrombosis, causing decreased blood flow in the coronary artery which is one of the main causes for myocardial infarction. Thrombus formation is regulated by plasma proteins, blood cells and flow and this is fundamental in the development of coronary occlusion. Studies have shown that, thrombi in patients with ST-segment elevated myocardial infarction (STEMI) contain platelets, fibrin and inflammatory blood cells [2]. In non ST-segment elevated myocardial infarction (NSTEMI),

*Corresponding author: Marina Gladys D' Souza
Bharat Institute of technology, Department of Pharmacognosy, Mangalpally, Ibrahimpatnam, Hyderabad, India – 501510.

Copyright © 2020 Author(s) retain the copyright of this article. This article is published under the terms of the Creative Commons Attribution Liscense 4.0.

ISTANBUL UNIVERSITY PRESS

Istanbul J Pharm 50 (2): 116-124
DOI: 10.26650/IstanbulJPharm.2019.0057
Original Article

Nootropic herbal formulations for the treatment of Alzheimer's disease: *In vivo* pharmacological assay and molecular docking studies

Naveen Kumar Kotla[1], Shibnath Kamila[2], Shivani Patel[3], Joel Kothapally[2], Aparna Kongara[2], Satheesh Madhav[4]

[1]National Institute of Pharmaceutical Education and Research (NIPER), Department of Medical Chemistry, Hyderabad, India
[2]Bharat Institute of Technology Department of Pharmacy Practice, Telangana, India
[3]Osmania University, Bioinformatics Division, PGRRCDE, Hyderabad
[4]Dehradun Institute of Technology University, Faculty of Pharmacy, Dehradun, UK, India

ORCID IDs of the authors: N.K.K.0000-0001-5829-7888; S.K. 0000-0003-4915-5321; S.P. 0000-0002-2180-6279; J.K. 0000-0003-0659-8923; A.K. 0000-0003-3863-0174; S.M. 0000-0001-8000-3743

Cite this article as: Kotla, N. K., Kamila, S., Patel, S., Kothapally, J., Kongara, A., & Madhav S. (2020). Nootropic herbal formulations for the treatment of Alzheimer's disease: *In vivo* pharmacological assay and molecular docking studies. *İstanbul Journal of Pharmacy, 50* (2), 116-124.

ABSTRACT

Background and Aims: The main aim of the study was to enhance the cognitive function of the brain by nootropic herbal formulations in animal models. Polyphyto herbal formulations were known to enhance the cognition and memory function by several pathways such as anti-oxidative, anti-inflammatory, and cell signaling pathways. In this study, six formulations were prepared by mixing specified plant parts and were coded as NHF1, NHF2, NHF3, NHF4, NHF5, and NHF6.

Methods: The potency of the formulations was assessed by *In vivo* (photo actometer, rod walking test, pole climbing test, and Ellman's acetylcholinesterase test) studies.

Results: NHF1 and NHF5 exhibited greater activity than the standard drug donepezil *in vivo* (Ellman's acetylcholinesterase test) analysis. NHF1 and NHF5 formulations containing plant parts were further investigated against several published literatures for the identification of chemical constituents and those chemical constituents were subjected to molecular docking and *in silico* ADME prediction studies to figure out the possible compounds responsible for the cholinesterase inhibition activity.

Conclusion: In conclusion, the computational studies also reveal that presence of chemical constituents such as sarsasapogenin (13.13 nM), racemosol (16.26 nM), and beta-sitosterol (30.47 nM) having binding energy (-10.75 kcal/mol), (-10.63 kcal/mol), (-10.25 kcal/mol), might be directly responsible for the nootropic activity.

Keywords: Herbal, nootropic, acetylcholinesterase, Alzheimer, autodock 4.2.6, sarsasapogenin, SwissADME

INTRODUCTION

Alzheimer's disease is a progressive neuronal damage that leads to shrinkage of the brain, which is characterized by the presence of plaques of amyloid beta and tangles of tau protein (Waldemar et al., 2007). It is the most common cause of dementia accounting for 60 - 80% in elder people. Alzheimer's disease has no therapeutic treatment, however, certain medications are available for symptomatic relief and improvement of cognition. In fact, the prescribed medications have serious side effects as well as pharmacokinetic limitations (De la Monte, 2012; Dos Santos Pisoni et al., 2010)

Address for Correspondence:
Naveen KUMAR KOTLA, e-mail: naveenkotla.medchem@gmail.com

Submitted: 30.09.2019
Revision Requested: 18.11.2019
Last Revision Received: 24.11.2019
Accepted: 06.02.2020

This work is licensed under a Creative Commons Attribution 4.0 International License.

An Elsevier Indexed Journal ISSN-2230-7346

Journal of Global Trends in Pharmaceutical Sciences

FORMULATION AND EVALUATION OF POLYHERBAL CHEWABLE TABLETS TO TREAT ALLERGY

G. Sumalatha*, M. Nikitha Reddy, Ajmeri Begum, G. Mounika, Dattatreya

Department of Pharmacognosy, Bharat Institute of Technology, Rangareddy, Telangana, India

***Corresponding author E-mail:** sumalatha2k@gmail.com

ARTICLE INFO

Key Words

Polyherbal
chewable
tablets
Allergy

Access this article online
Website:
https://www.jgtps.com/
Quick Response Code:

ABSTRACT

Plants have always been a exemplary source of drugs and many of the currently available drugs have been derived directly or indirectly from them. The present study aimed at the formulation and evaluation of polyherbal chewable tablets to treat allergy. **Methodology:** Polyherbal chewable tablets for allergy was prepared by using pineapple (*Ananas comosus*), Tulsi (*Ocimum tenuiflorum*), Cinnamon (*Cinnamomum Zeylanicum*), Lemon (*Citrus aurantifolia*), Honey as binding and sweetening agent and potato starch is used as binding agent following wet granulation technique. Granules were evaluated for Angle of repose; Carr's compressibility index, particle size distribution and tablets were evaluated for friability, hardness, organoleptic properties, diameter and thickness, weight variation test and the time required for complete chewing. **Results:** All the evaluation parameters were found to be in acceptable limits. **Conclusion:** The evaluation of granules and tablets indicate successful formulation of chewable tablets. Chewable tablets are with minimum disintegration time, sufficient hardness, pleasant taste and meeting all official limits.

INTRODUCTION

Allergic conditions are well spread on the rise in the world now-a-days (1). Some symptoms attributable to allergic diseases are mentioned in ancient sources (2). The concept of "allergy" was originally introduced in 1906 by the Viennese pediatrician Clemens von Pirquet, after he noticed that patients who had received injections of horse serum or smallpox vaccine usually had quicker, more severe reactions to second injections (3). Pirquet called this phenomenon "allergy" from the Ancient Greek words *allos* meaning "other" and *ergon* meaning "work" (4). There are several different types of allergies which include allergic rhinitis, drug allergy and food allergies. Signs and symptoms of allergy include red eyes, itchy rash, shortness of breath, swelling, sneezing etc (5). Treatment of allergy involves administration of Drugs like steroids (hydrocortisone), antihistamines (cetrizine, chlorpheniramine maleate), antibiotics (penicillin), NSAIDs etc. Several antiallergic drugs are associated with adverse effects like dizziness, sedation, confusion, hypotension, heartburn, cramping, nausea, headache, blurred vision etc (6). Herbal medicines are safer than Allopathic medicine with lesser adverse effects. Hence there is a pressing need to exploit natural resources for the effective treatment of allergy with minimum or nil adverse effects. Literature reveals that leaves of Tulsi, bark of Cinnamon, fruits of Pineapple, fruits of lemon and honey possess anti allergic properties (7-9). Hence the present study was designed to formulate and evaluate Polyherbal chewable tablets by using leaves of Tulsi (*Ocimum tenuiflorum*), Fruit of Pine apple

© Journal of Global Trends in Pharmaceutical Sciences

Research Paper

Formulation, development and evaluation of Polysaccharide based Gastro-retentive Formulation for Delivery of Anti-Hypertensive Drug

Authors: Dr. Gyati Shilakari Asthana, Kavi Soundarya, Vemula Nagamani

View PDF

Save PDF

Enquiry Form

This paper is published in Volume-6, Issue-2, 2020

Paper Details

Privacy - Terms

Abstract

In situ gel-forming systems have been widely investigated as vehicles for sustained drug delivery. In situ gel formation occurs due to one or a combination of different stimuli like pH change, temperature modulation, and solvent exchange. So, In situ gelling system via different routes such as oral, nasal, ophthalmic, etc can be formulated. In the present research work Oral Floating Insitu gel of Captopril was formulated using Sodium alginate. The optimized batch gave drug release for 7 hrs in the polymer combination of Sodium Alginate 1% and sodium bicarbonate 1.25%. It was found to be floating for more than 12 hrs. The batch was found to be stable for 2 months of instability study.

All content is copyright protected.

Search with Title, Research Field, Author etc.

Search Journal

Enquiry Form

Ready to publish your paper?

Call us if you need any help

+91-8195072273

Paper Format:

Paper Format (pdf)

Download Format (.doc)

Imp Links:

Fee Structure

Track Paper Status

Chapter

Synthesis, Evaluation and in Silico Studies of 4-N, N-Dimethylamino and 4-Carboxy Chalcones as Promising Antinociceptive Agents

July 2020
DOI:10.1007/978-3-030-46939-9_42
In book: Advances in Computational and Bio-Engineering (pp.481-490)

Authors:

Shaheen Begum
Sri Padmavati Mahila Visvavidyalayam

Arifa Begum
Bharat Institute of technology

Mallika Alvala
Narsee Monjee Institute of Management Studies

Bharath
Sri Padr

Request full-text | Download citation | Copy link

To read the full-text of this research, you can request a copy directly from the authors.

Citations (1) References (9)

Abstract

In the present work, a series of substituted 4-N, N-dimethylamino and 4-carboxy chalcones were synthesized using Clasien-Schimdt condensation and characterized by spectral data. The antinociceptive activity was studied in mice using different models. The results indicated that in the 4-dimethylamino series, compound 4c, bearing 3,4-dimethoxy substituent has shown good peripheral antinociceptive activity. Among the 4-carboxy series, 5c and 5i were found to be potent both in central and peripheral pain models. In dimethylamino chalcones, compounds 4b and 4c containing 4-methoxy and 3, 4-dimethoxy groups showed good binding affinity towards iNOS, while compound 4f bearing 4-chloro substituent exhibited good binding affinity towards COX-2 enzyme. Interestingly, in the series of carboxy chalcones compound 5e containing 4-fluoro substitution demonstrated good affinity towards both iNOS and COX-2 enzymes.

Discover the world's research

- 25+ million members
- 160+ million publication pages
- 2.3+ billic citations

Join for free

Sponsored videos

No full-text available

To read the full-text of this research, you can request a copy directly from the authors.

Request full-text PDF

Citations (1) References (9)

ACTA SCIENTIFIC PHARMACEUTICAL SCIENCES (ISSN: 2581-5423)

Volume 4 Issue 7 July 2020

Research Article

Formulation and Evalution of Telmisartan Solid Dispersion of Encapsulation Using Different Polymer

Kabita Banik* and K Yashasree

Department of Pharmaceutics, Bharat Institute of Technology (BIT), Mangalpally, Hyderabad, Telangana, India

*Corresponding Author: Kabita Banik, Department of Pharmaceutics, Bharat Institute of Technology (BIT), Mangalpally, Hyderabad, Telangana, India.

Received: January 17, 2020

Published: June 30, 2020

© All rights are reserved by Kabita Banik and K Yashasree.

Abstract

The aim of the present study was to improve the solubility and dissolution rate of a poorly water soluble drug, telmisartan by solid dispersion technique. The objective of the study is to prepare telmisartan solid dispersion and encapsulation using different polymers to achieve the enhanced solubility and to determine the Kinetic Modeling of Drug Release and Stability studies. Telmisartan has PH dependent solubility. Due to this reason only the % release for the prepared solid dispersions was higher in PH 4.5 acetate buffer when compared with other mediums. Based on mathematical data revealed from models, it was concluded that the release data was best fitted with First order kinetics. Stability studies showed that there were no significant changes in physical and chemical properties of capsule of formulation after 3 months.

Keywords: *Solid dispersion; Telmisartan; PEG6000; PEG20000; HPMC E15; HPC LH21; β-Cyclodextrin*

Introduction

Telmisartan is a member of a family of drugs called angiotensin receptor blockers (ARBs). Angiotensin, formed in the blood by the action of angiotensin converting enzyme (ACE), is a powerful chemical that attaches to angiotensin receptors found in many tissues but primarily on muscle cells of blood vessels. Angiotensin's attachment to the receptors causes muscle cells to shorten and narrow the blood vessels (vasoconstrict), which leads to an increase in blood pressure (hypertension). Telmisartan blocks the angiotensin receptor. By blocking the action of angiotensin, telmisartan widens blood vessels (vasodilate) and reduces blood pressure. Telmisartan belongs to class II drug in BCS classification i.e. low solubility and high permeability. One of the major problems with this drug is its low solubility in biological fluids, which results into poor bioavailability after oral administration. The solubility of Telmisartan in aqueous medium was very low i.e. 0.078 mg/ml in water. Absolute bioavailability of the Telmisartan was 42 - 58% and biological half-life is only 24 hours that results into poor bioavailability after oral administration. Poor solubility of Telmisartan leads to poor dissolution and hence variation in bioavailability. Thus increasing aqueous solubility and dissolution of Telmisartan is of therapeutic importance.

The approaches in overcoming the bioavailability problems due to such causes are: 1. The pharmaceutics approach which involves modification of formulation, manufacturing process, or the physiochemical properties of the drug without changing the chemical structure. 2. The pharmacokinetic approaches in which the pharmacokinetics of the drug is altered by the modifying its chemical structure. 3. The biological approach whereby the route of the drug administration may be changed such as changing from oral to parental route.

Materials and Methods

Materials

The materials used for the formulation are Telmisartan, gifted by SERDIA Pharma Ltd, Hyderabad, PEG6000, PEG20000, HPMCE15, HPC LH21- S D Fine chem. Ltd. Mumbai, β-Cyclodextrin- Himedia laboratoty pvt. Mumbai, Lactose, Aerosil, Magnesium Stearate, Isopropyl Alcohol. All the materials used in study were of analytical grade.

Instruments

UV/VIS spectrophotometer, Electronic balance, PH meter, Dissolution apparatus, Tapped density apparatus USP.

Journal of Pharmaceutics and Drug Research
JPDR, 3(3): 382-395
www.scitcentral.com

ISSN: 2640-6152

Original Research Article: Open Access

Formulation and Evaluation of Floating Microspheres of Repaglinide by Ionic Gelation Method

Kabita Banik* and P Bharath Kumar

Bharat Institute of Technology, (BIT) Manganpally, Hyderabad, India.

Received May 08, 2020; Accepted May 16, 2020; Accepted May 18, 2020

ABSTRACT

Repaglinide is an antidiabetic drug in the class of medications known as meglitinides, and was invented in 1983. Repaglinide is an oral medication used in addition to diet and exercise for blood sugar control in type 2 diabetes mellitus. The mechanism of action of repaglinide involves promoting insulin release from β-islet cells of the pancreas; like other antidiabetic drugs. The present investigation involved the formulation of the alginate microspheres of Repaglinide (model drug) using calcium chloride as a cross linking agent by inotropic gelation method. Microspheres were prepared by using 2%, 2.2% sodium alginate concentrations. Polymers (HPMC, Ethyl cellulose, Carbopol 934P) were used in combination concentration to prepare Microspheres. Microspheres were evaluated for micromeritic properties like angle of repose, bulk density, tapped density, Carr's index, Hausner's ratio and for drug content. The in vitro drug release study was done for microspheres All formulations. The mean particle size, In vitro Buoyancy, Encapsulation efficiency%, Percentage yield (%) were within limits. Floating Microspheres of Repaglinide improves patient compliance by decreasing dosing frequency. Gastric retention time is increased because of buoyancy. Enhanced absorption of drugs which solubilise only in stomach. Drug releases in controlled manner for prolonged period, site-specific drug delivery.

Keywords: Repaglinide, Antidiabetic, Floating microspheres, Inotropic gelation method, Sodium alginate, Carbopol 934P, HPMC, Ethyl cellulose

INTRODUCTION

A well-designed controlled drug delivery system can overcome some of the problems of conventional therapy and enhance the therapeutic efficacy of a given drug. To obtain maximum therapeutic efficacy, it becomes necessary to deliver the agent to the target tissue in the optimal amount in the right period of time there by causing little toxicity and minimal side effects [1,2].

Repaglinide lowers blood glucose by stimulating the release of insulin from the beta islet cells of the pancreas. It achieves this by closing ATP-dependent potassium channels in the membrane of the beta cells. This depolarizes the beta cells, opening the cells' calcium channels, and the resulting calcium influx induces insulin secretion [3]. Repaglinide has a 56% bioavailability when absorbed from the gastrointestinal tract. Bioavailability is reduced when taken with food; the maximum concentration decreases by 20%. The protein binding of repalglinide to albumin is greater than 98%. repaglinide is primarily metabolized by the liver - specifically CYP450 2C8 and 3A4 - and to a lesser extent via glucuronidation. Metabolites of repaglinide are inactive and do not display glucose-lowering effects and it is 90% excreted in the feces and 8% in the urine. 0.1% is cleared unchanged in the urine [4].

The word new or novel in the relation to drug delivery system is a search for something out of necessity [5]. An appropriately designed sustained or controlled release drug delivery system can be major advance toward solving the problem associated with the existing drug delivery system. The aim of any drug delivery system is to afford a therapeutic amount of drug to the proper site in the body to attain promptly, and then maintain the desired drug concentration [6]. Oral drug delivery has been known for decades as the most widely used route of administration among all the routes that have been explored for the

Corresponding authors: Kabita Banik, Bharat Institute of Technology, (BIT) Manganpally, Hyderabad, Telangana, India, Tel: 8348546777; E-mail: banikkabita64@gmail.com

Citation: Banik K & Kumar PB. (2020) Formulation and Evaluation of Floating Microspheres of Repaglinide by Ionic Gelation Method. J Pharm Drug Res, 3(3): 382-395.

Copyright: ©2020 Banik K & Kumar PB. This is an open-access article distributed under the terms of the Creative Commons Attribution License, which permits unrestricted use, distribution, and reproduction in any medium, provided the original author and source are credited.

Asian Journal of Research in Pharmaceutical Sciences

(Home.aspx)

ISSN

2231-5659 (Online)
2231-5640 (Print)

Evaluation of Antiurolithiatic activity of Moringa leaves by UV Spectroscopic Method (AbstractView.aspx?PID=2020-10-3-3) (https://scholar.google.co.in/scholar?q=Evaluation of Antiurolithiatic activity of Moringa leaves by UV Spectroscopic Method)

Author(s): Kabita Banik (search.aspx?key=Kabita Banik), S. Akshitha (search.aspx?key=S. Akshitha), O. V. Poojitha (search.aspx?key=O. V. Poojitha), Ch. Thulasi (search.aspx?key=Ch. Thulasi), V. Vineetha (search.aspx?key=V. Vineetha)

Email(s): banikkabita64@gmail.com (mailto:banikkabita64@gmail.com)

DOI: 10.5958/2231-5659.2020.00026.0 (https://doi.org/10.5958/2231-5659.2020.00026.0) (https://scholar.google.co.in/scholar?q=10.5958/2231-5659.2020.00026.0)

Address: Kabita Banik1, S. Akshitha2, O. V. Poojitha2, Ch. Thulasi2, V. Vineetha2
1Assistant Professor, Bharat Institute of Technology, Mangalpally, Hyderabad, Telangana, India.
2B Pharmacy, Research Scholar, Bharat Institute of Technology, Hyderabad.
*Corresponding Author

Published In: Volume - 10, Issue - 3, Year - 2020 (Issues.aspx?VID=10&IID=3)

.00026.0?domain=https://ajpsonline.com)

View PDF | View HTML (HTMLPaper.aspx?Journal=Asian Journal of Research in Pharmaceutical Sciences;PID=2020-10-3-3)

ABSTRACT:

The effect of M.olifera leaf against Calcium oxalate was tested by uv Spectrscopy method calcium oxalate crystals were confirmed by UV analysis. Then the sample was treated against leaf extract and again UV analysis was done to confirm presence or absence of crystals. Two type of assay the done to confirming the property Aggression assay and nucleation assay. calcium Oxalate, Phosphate, uric acid and proteins are important markers as well as citrate and magnesium are inhibitors which were tested for the confirmation of the stone. LDH and oxalate are the enzymes of liver and kidneys are having an important role in Urolithiasis were also estimated. After studding the absorbance and turbidity of calcium oxalate solution we concluded the results, studies showed significant data to confirm the efficacy of M.olifera leaf having anti-urolithic activity. The results of present study suggest usefulness of M.olifera in the treatment of kidney stone disease.

Keywords: M.olifera leaf () Calcium oxalate () Urolithiasis () Nucleation assay () Aggregation assay () Crystallization inhibition rate. ()

Cite this article:
Kabita Banik, S. Akshitha, O. V. Poojitha, Ch. Thulasi, V. Vineetha. Evaluation of Antiurolithiatic activity of Moringa leaves by UV Spectroscopic Method. Asian J. Res. Pharm. Sci. 2020; 10(3):141-144. doi: 10.5958/2231-5659.2020.00026.0

Cite(Electronic):
Kabita Banik, S. Akshitha, O. V. Poojitha, Ch. Thulasi, V. Vineetha. Evaluation of Antiurolithiatic activity of Moringa leaves by UV Spectroscopic Method. Asian J. Res. Pharm. Sci. 2020; 10(3):141-144. doi: 10.5958/2231-5659.2020.00026.0 Available on: https://ajpsonline.com/AbstractView.aspx?PID=2020-10-3-3

REFERENCE:

1. Abdulkarim S, Long K, Lai O, Muhammad S, Ghazali H. Some physio-chemical properties of Moringa oleifera seed oil extracted using solvent and aqueous enzymatic methods. Food Chemistry. 2005; 93:253-263.
2. Abubakar B, Wusirika R, Muazu S, Khan A, Adamu A. Detection of Genetic Variability using Random Amplified Polymorphic DNA markers in Some Accessions of Moringa oleifera Lam. from Northern Nigeria. International Journal of Botany. 2011; 7.
3. Adesokan AA, Yakubu MT, Owoyele BV, Akanji MA, Soladoye A, Lawal OK. Effect of administration of aqueous and ethanolic extracts of Enantia chlorantha stem bark on brewer's yeast-induced pyresis in rats. African Journal of Biochemistry Research. 2008; 2(7):165-169.
4. Agarwal N, Sharma R, Basu S, Parekh A, Sarkar A, Agarwal VK. Bay of Bengal summer monsoon 10-20 day variability in sea surface temperature using model and observation. Geophysical Research Letter. 2007.
5. Agrawal B, Mehta A. Antiasthmatic activity of Moringa oleifera Lam: A clinical study. Indian Journal of Pharmacology. 2008; 40:28-31.
6. Beg AZ. Antimicrobial and phytochemical studies on 45 Indian medicinal plants against multi-drug resistant human pathogens. Journal of Ethnopharmacology. 2001; 74(2):113-123.

ISSN–2230-7346

Journal of Global Trends in Pharmaceutical Sciences

FORMULATION, CHARACTERIZATION AND EVALUATION OF MICROSPHERES CONTAINING ISONIAZID

Kabita Banik and Dr. Y Phalguna

Bharat Institute of Technology, (BIT) Manganpally, Hyderabad, India.

*Corresponding Author E-mail: banikkabita64@gmail.com

ARTICLE INFO

Key Words
INH, Solvent Evaporation, FTIR.

Access this article online
Website:
https://www.jgtps.com/
Quick Response Code:

ABSTRACT

The present study was aimed to develop and evaluate microspheres of isonicotinylhydrazide (INH) in different drug to polymer ratios using emulsion solvent Evaporation method.[i] FTIR studies showed that there was no chemical interaction between the drug and polymers. Scanning electron microscopy showed the microspheres having a spherical structure. Prepared microspheres were characterized for calibration curve, FTIR, % drug loading and *in-vitro* drug release studies. In-vitro drug release studies were performed using the shaking flask method. The aim of present work is to investigate the possibility of obtaining a prolonged, reducing the side effects, increase the patient compliance, relatively constant effect of isoniazid microspheres by using Carbopol as carrier.[ii]

INTRODUCTION

Isoniazid is a first line antitubercular drug. It has broad spectrum antimicrobial activity. They act as both bacteriostatics for resting bacilli and bacteriocidal for dividing microorganisms. Isoniazid is a prodrug i.e. converted by enzyme known as mycobacterial catalase peroxidase into an active metabolite. Mycolic acid is a unique fatty acid component of mycobacterial cell wall.[iii] Isoniazid is inhibits the biosynthesis of mycolic acid in bacterial cell wall. Isoniazid acts on enoyl-ACP reductase of fatty acid synthase-II, cause saturation of fatty acid in mycolic acid biosynthesis .Isoniazid is absorbed by oral and parental administration. Metabolized by liver, and excreted in the urine, t1/2 is about 3 hours. Dose 5mg/kg (adult dose = 300mg / day).[iv] Aluminum hydroxide inhibits the absorption of isoniazid. Para-amino salicylic acid inhibits the metabolism of isoniazid and increase t1/2 of isoniazid. Isoniazid inhibit metabolism of warfarin, phenytoin, carbamazepine and diazepam which may raise their concentration in blood. Peripheral neutritis, neurological manifestations, hepatotoxicity, rashes, fever, acne and arthralgia etc. are common side effects[v]. Microencapsulation is the protective technology of encapsulating solid, liquid or gas materials into micro particles with a diameter of 1–1000 μm, and has been widely used in fields of medicine, cosmetics, food, textile and advanced materials[vi]. The unique advantage of microencapsulation lies in that the core material is completely coated and isolated from external environment. More importantly, microencapsulation would not affect the properties of core materials, provided that proper shell material and preparing method are chosen[vii] . Microspheres offer a number of advantages in therapeutics. Microspheres are of the drug delivery system which provide programmed and controlled release drug after proper duration of action at particular site[viii].

© Journal of Global Trends in Pharmaceutical Sciences

ISSN–2230-7346
Journal of Global Trends in Pharmaceutical Sciences

EXTRACTION, PHYTOCHEMICAL ANALYSIS AND ANTHELMINTIC ACTIVITY STUDY OF *PORTULACA QUADRIFIDA* LINN

Mrinmay Das*, Ch. Ascharya, Kabita Banik and Twila Pushpa

Department of Pharmacy, Bharat Institute of Technology, Mangalpally, Ibrahimpatnam, Hyderabad, Telangana, India.

***Corresponding author E-mail: mrin1978@gmail.com**

ARTICLE INFO

Key Words

Portulaca quadrifida, haemorrhoids, asthma, inflammations, swelling

Access this article online
Website: https://www.jgtps.com/
Quick Response Code:

ABSTRACT

Portulaca quadrifida Linn. belongs to the family Portulacaceae. It is a small diffused, succulent, annual herb found throughout the tropical parts of India. It is used as a vegetable and also used for various curative purposes. It is said to be useful in asthma, cough, urinary discharges, inflammations and ulcers. In Rajasthan, the leaves are used in preparing bread by mixing with Bajra. In Tamilnadu, leaves and tender shoots cooked and eaten as greens. A poultice of the plant is applied in abdominal complaints, erysipelas and haemorrhoids. In Nigeria the leaves are used as a local application to swellings. The present study was aimed to undergo ethanolic extraction, phytochemical analysis of ethanolic extract and investigation of the anthelmintic potential of crude ethanolic extract of *Portulaca quadrifida* Linn. on Indian earth-worm (*Pheretima posthuma*). Three concentrations (25, 50, 100 mg/ml) of each extract were studied in activity which involved the determination of time of paralysis (vermifuge) and time of death (vermicidal) of the worms. Albendazole in 25mg/ml concentration was included as standard reference and normal saline water with 1% CMC as control. The ethanolic extracts exhibited significant anthelmintic activity at a concentration of 100 mg/ml. Findings of the present investigations confirms that, the ethno-medicinal claim of anthelmintic activity of this plant is genuine

INTRODUCTION

Parasitic infection including Helminthiasis is a critical serious problem in the tropical regions including the Asian countries which affects more than two billions of people worldwide. Helminthes produce serious problem in human and other animals around the world specifically to the third world countries. Different type of helminthes infects the human and animals out of which intestinal round worms (Ascardia sp.) are most common. Approximately 300 million people suffer severe morbidity associated with these parasites and half of which are school-going children affected by massive infections. Variety of several clinical symptoms arises due to this infection include dysentery, diarrhoea, nausea-vomiting, loss of appetite and weight, acidity and sometimes anaemia. Other manifestations of helminthic infections include respiratory symptoms, dermatological consequences and epilepsy as a result of neurocysticercosis. Helminthic infections may also subvert immune responses to pathogens of other diseases such as tuberculosis, HIV, and malaria.[1] The plant *Portulaca quadrifida* is commonly known as 'Chicken Weed', widely used as green vegetable, described in the Ayurvedic Literature. *Portulaca quadrifida*

© Journal of Global Trends in Pharmaceutical Sciences

An Elsevier Indexed Journal ISSN-2230-7346

Journal of Global Trends in Pharmaceutical Sciences

COMPARATIVE STUDY OF INTRATHECAL DEXMEDETOMIDINE VERSUS FENTANYL AS AN ADJUVANT TO 0.5% BUPIVACAINE IN SENSORY AND MOTOR BLOCK RECOVERY OF SPINAL ANAESTHESIA

S. Praveen[1], M. Sai vikas[1], Dr. B. Swathi[1], Haritha Pasupulati*[2], Dr.Maniram Kranthi Kumar N[3]

[1]Bharat School of Pharmacy, Mangalpally, Ibrahimpatnam, Hyderabad -501510.
[2]Bharat Institute of Technology, Mangalpally, Ibrahimpatnam, Hyderabad -501510.
[3]DNB Anesthesia, Durgabai Deshmukh Hospital and Research centre, Hyderabad.

***Corresponding author E-mail:** harithapasupulati@gmail.com

ARTICLE INFO

Key Words

Intrathecal, Hyperbaric, lower limb surgeries, ASA grade 1 and grade 2.

Access this article online
Website: https://www.jgtps.com/
Quick Response Code:

ABSTRACT

Aim: The aim of the study is to compare the recovery of motor and sensory blockade between intrathecal Dexmedetomedine and Intrathecal Fentanyl as adjuvant to 0.5% hyperbaric bupivacaine in spinal anaesthesia. **Materials and methods :** A prospective randomized -double blind study was conducted on patients who comes under ASA grade 1 and grade 2, age groups between 20 to 60 years undergoing elective lower limb surgeries in Department of anaesthesiology, Durgabai Deshmukh Hospital, a 250 bedded multispeciality hospital from July 2018 – march 2019. **Results:** Among the total number of patients (60), patients were randomly allocated into two groups (each group of 30) based on Age, BP and other health care conditions. Group- A are administered with Dexmedetomedine + bupivacaine, Group- b are administered with Fentanyl + bupivacaine. Both groups are administered for, Motor, Sensory and haemodynamic changes. It was observed that the activity of Dexmedetomidine + Bupivacaine acted on patient for longer duration of time compared to that of Fentanyl + Bupuvcaine. **Conclusion :** In this study we have evaluated the efficacies of Dexmedetomidine + bupivacaine and we have evaluated the effecacies of Dexmedetomidine + bupivacaine (vs) Fentanyl + bupivacaine and we have concluded that the time of both sensory and motor activity is more for the drug combination – Dexmedetomidine + bupuvaacaine.

INTRODUCTION

Spinal anaesthesia was the first major regional technique introduced into broad clinical practice. Spinal anesthesia is the most regularly used technique for lower abdominal surgeries. However, postoperative pain control is a major problem because spinal anaesthesia using only local anaesthesia using only local anaesthetics is associated with relatively short duration of action, and thus early analgesic intervention is needed in the postoperative period.[1'2] A number of adjuvants, such as clonidine and midazolam and others have been studied to prolong the effect of spinal anaesthesia.[3] The addition of fentanyl to hyperbaric bupivacaine improves the quality of intraoperative and early postoperative subarachanoid block. The addition of opiods to local anaesthetic solution have disadvantages, such as pruritis and respiratory depression.[4-6] Dexmedetomidine a highly selective α2 - agonist, is under evaluation as a neuraxial adjuvant as it provides stable hemodynamic conditions, good quality of intraoperative and extended postoperative analgesia with minimal side effects Dexmedetomidine has been approved by Food and drug administration as a

International Journal of Current Pharmaceutical Research
ISSN: 0975-7066

Int J Curr Pharm Res, Vol 12, Issue 5, 40-44 Original Article

FORMULATION OF AN ANTI-BACTERIAL CREAM FROM PLANTOXALIS CORNICULATA ANDITS EVALUATION

BATHSA LIZA JOHNSON[1*], BHANUPRAKASH ARAKAREDDY[1], KEZIA K. SAM[2]

[1]Bharat School of Pharmacy, Mangalpally, Ibrahimpatnam, Rangareddy, Telangana, India,

[2]Bharat Institute of Technology, Mangalpally, Ibrahimpatnam, Rangareddy, Telangana
Email: bathsaliza1@gmail.com

Received: 17 Jun 2020, Revised and Accepted: 19 Aug 2020

ABSTRACT

Objective: Even in areas where modern medicine is available, the interest on herbal medicines and their utilization have been increasing rapidly in recent years. Plant-derived substances and herbal medicines have recently attracted the great interest towards their versatile application as medical plants are the rich source of bioactive compounds used in traditional and modern medicine. The present work is to formulate and evaluate the antibacterial cream of oxalis corniculata extract.

Methods: The ethanolic extracts were prepared by using the maceration method.

Results: The agrochemical potential of methanolic extract, n-hexane, chloroform, ethyl acetate,and n-butanol soluble sfractions showed excellent activites against Escherichia coli, Shigella dysenteriae, Salmonella typhi, and Bacillus subtilis. Similarly the crude n-hexane and chloroform fractions were also found to have significant activity against fungal strains including Fusarium solani, Aspergillus flexneri, and Aspergillus flavus.

Conclusion: Oxalis corniculata is a common medicinal plant widely used against numerous infectious diseases. The two isolated compounds 5-hydroxy-6,7,8,4'-tetra methoxy flavone and 5,7,4'-trihydroxy-6,8-dimethoxyflavone were evaluated for antibacterial and antifungal activities. The results showed that latter compound was more active than that of the former.

Keywords: Oxalis corniculata extract, Antibacterial cream, Anti-fungal

© 2020 The Authors. Published by Innovare Academic Sciences Pvt Ltd. This is an open access article under the CC BY license (http://creativecommons.org/licenses/by/4.0/)
DOI: http://dx.doi.org/10.22159/ijcpr.2020v12i5.39763. Journal homepage: https://innovareacademics.in/journals/index.php/ijcpr

INTRODUCTION

Oxalis corniculata is an endangered and medicinally important plant indigenous to tropical and sub-tropical regions of the world,its medicinal usage is reported in Indian pharmaceutical codex, the Chinese, British and the American pharmacopoeias and in different traditional systems of medicines such as Ayurveda, Unani and Siddha. Wide ranges of phytochemical constituents have been isolated from the plant like flavanoids, tannins, phytosterols phenol, glycosides, fatty acids galactoglycerolipid and volatile oil. it is rich source of essential fatty acids like palmitic acid,oleic acid, linoleic, linolenic and stearic acids and it possess anti-bacterial, anti-inflammatory anti-oxidant properties [1]. Anti-bacterial cream is a medicated cream which is used to treat certain skin infections caused by bacteria, the topical cream can be used to treat certain skin infections

An Elsevier Indexed Journal

ISSN-2230-7346

Journal of Global Trends in Pharmaceutical Sciences

EVALUATION OF ANALGESIC ACTIVITY OF METHANOLIC EXTRACT OF *SIDA ACUTA* ON RATS USING BY EDDY'S HOT PLATE METHOD

Kattunga Durga Prasad[1], P.Twila Pushpa[2*], Pyla Venkata Harika[2], Sarnala Rajani[2], Kukkala Mohan[2], Karinki Durga Rao[2]

[1] Department of Pharmacology, C.S.N Institute of Pharmacy, Bhimavaram, Andhra Pradesh, India

[2] Department of Pharmacy Practice, Bharat Institute of Technology, Managalpally, Ibrahimpatnam, Hyderabad, Ranga reddy district 501510.

***Corresponding author E-mail:** twila.palaparthi@gmail.com

ARTICLE INFO

Key Words

Sida Acuta, Eddy's hot plate, Analgesic Diclofenac

Access this article online
Website: https://www.jgtps.com/
Quick Response Code:

ABSTRACT

Evalution of analgesic activity of methanolic extract of *sida acuta* on rats using by eddy's hot plate method ***Method:*** Extraction has been prepared by using ***sida acuata*** leafs, methonal and maceration was done for seven days.The extract was filtered by using muslin cloth.The obtained filtrate was evaporated and cooled to dryness at 45^0 to 55^0c. Until it become like a semisolid. ***Results:***The animal models employed for screening of analgesic activity in this study were pain-state models using thermal stimuli which include tail-flick and hot plate methods. The methanol extract from the leafs of *Sidaacuta* increase the reaction time of the rats on hot plate method. The difference in the mean reaction time of the extract and the control groups was statistically significant during all observation times. Analgesic effect in Diclofenac on rats was detectable at 45 to 60 min.Hot plate method produces two measureable behavioural components in response to thermal pain, with regard to their reaction times. Responses such as paw licking and jumping in rats are considered to be supraspinally integrated. Thus, the extract to shows these behaviors on hot plate method indicates that it might be acting at supraspinal level. ***Conclusion:*** The methanol extract of the *Sidaacuta* displayed analgesic activity and supported the traditional use of this plant in pain relief. Further study is warranted to identify the active compounds present in this extract and to elucidate the mechanisms involved in its analgesic properties

INTRODUCTION

Higher plants remain as an almost untapped reservoir of potentially useful chemical compounds not only as drugs but also as unique templates that could serve as a starting point for synthetic analogues. Many drugs have been developed with phytochemicals or taking phytochemicals as lead molecules. Some important mainline drugs include digitoxin, aspirin, taxol, ergotamine, morphine, cocaine and reserpine. According to the World Health Organization, approximately 25% of modern drugs used in the United States have been derived from plants and it is estimated that at least 7,000 medical compounds in the modern pharmacopoeia are derived from plants. Today nearly 88% of the total global populations turn to plant-derived medicines as first line of defense to maintain health and combating ailments. People of Asia are utilizing plants as part of their routine

© Journal of Global Trends in Pharmaceutical Sciences

WORLD JOURNAL OF PHARMACY AND PHARMACEUTICAL SCIENCES

(An ISO 9001:2015 Certified International Journal)

An International Peer Reviewed Journal for Pharmaceutical and Medical Research and Technology

ISSN [illegible]

Impact [illegible]

WJPPS Citation new

	All	Since 2019
Citation	5450	3969
h-index	23	20
i10-index	134	84

Login

User Name :

Username

Password :

Password

Forgot Password | Register

submit

Search

Go

News & Updation

WJPPS introducing updated version of OSTS (online submission and tracking system), which have dedicated control panel for both author and reviewer. Using this control panel author can submit manuscript

- Call for Paper

WJPPS Invited to submit your

Abstract

ANTI-ATHEROSCLEROTIC EFFECT OF EXTRACT OF METHANOLIC OF OCHNAOBTUSATA ON HIGH FAT DIET AND TRITON-X INDUCED ATHEROSCLEROSIS IN ALBINO WISTAR RATS

JE Rachel Nivedita*, Swathi and Haritha Pasupulati

ABSTRACT

Since the start of the latest century, found outs on the cholesterol-diminishing function of lants of medicinal importance have been highlighted. The value of such research, are proved in the therapeutic value of diabetes mellitus, obesity, failure of cardiac function, and atherosclerosis. Researchers have described the function of plants of medicinal category in the managing of raised value cholesterol in serum, and the diminish of mortality & morbidity hence of vascular diseases attached with it. Hyperlipidemia is an aspect when unnatural raised values of lipids i.e. the fatty compounds are seen in the blood. This aspect is again termed as hyperlipoproteinemia /hypercholesterolemia. Body of Human being is machinery of complex functioning and for managing the homeostasis in several organ and organ system.

Keywords: .

[Download Article] [Download Certificate]

Call for Paper

World Journal of Pharmacy and Pharmaceutical Sciences (WJPPS)

Read More

Online Submission

World Journal of Pharmacy and Pharmaceutical Sciences (WJPPS)

Read More

Email & SMS Alert

World Journal of Pharmacy and Pharmaceutical Sciences (WJPPS)

Read More

Downloads

Author Instruction

Covering Letter

Copyright Form

Powered By WJPPS | All Right Reserved

00354532

Follow Us On .

An Elsevier Indexed Journal

ISSN-2230-7346

Journal of Global Trends In Pharmaceutical Sciences

PREPARATION AND CHARACTERIZATION OF NEVIRAPINE CHITOSAN NANOPARTICLES

Nimmagadda Srinivas[1]*, Anusha Yedire[1], Surampalli Gurunath[2]

[1]Department of Pharmaceutics and Department of Pharmacology[2], Bharat Institute of Technology, Hyderabad, Telangana, India

*Corresponding author E-mail: nsap9042@gmail.com

ARTICLE INFO

Key Words

Nanoparticle, Chitosan, Nevirapine and solvent evaporation method, *In-Vitro* drug Release

Access this article online

Website: https://www.jgtps.com/

Quick Response Code:

ABSTRACT

The aim of the present study is to prepare and characterize nanoparticles containing Nevirapine using Chitosan as the polymer. The Nevirapine loaded nanoparticles were prepared by Solvent evaporation method. Nanoparticles were prepared and characterize for process yield, drug entrapment efficiency, particle size, in vitro drug release, kinetic studies and stability studies. The prepared nanoparticles were spherical in shape. The infra red spectra and scanning electron microscopy showed stable character of Nevirapine in the drug-loaded nanoparticles and revealed the absence of drug polymer interactions. The in vitro release behavior from all the drug loaded batches were found to follow first order and provided sustained release over a period of 8 h. No appreciable difference was observed in the extent of degradation of product during 90 days in which Nanoparticles were stored at various temperatures. The best-fit of release kinetics was achieved with first order Higuchi plot and the formulation F7 was found to be best formulation. The release of Nevirapine was influenced by the drug to polymer ratio and particle size and was found to be diffusion controlled. According to the data obtained, this Chitosan-based nanoparticles opens new and interesting perspectives as drug carriers for treating acquired immunodeficiency syndrome (AIDS).

INTRODUCTION

Pharmaceutical Nanotechnology deals with the formation and development of small structures like atoms, molecules or compounds of size 0.1 to 100 nm into structures which can be further developed into special devices with desired characteristics and properties[1]. 'Chitosan' the natural cationic polymer derived from chitin has received growing attention mainly due to their biocompatible, innocuous nature, mucoadhesive properties besides certain medicinal properties like antimicrobial and antioxidant properties. This enhances its potential in different biomedical applications [2-4]. Hence, chitosan based nanoparticles are for the first time explored for as drug delivery carrier for Nevirapine. Therefore, the main aim of this study is to achieve prolonged release of Nevirapine such that the dosing frequency can be reduced by which we may reduce the side effects and increase the patient compliance. It is used in the treatment of HIV infection [5]. Nevirapine is a non-nucleoside reverse transcriptase inhibitor (NNRTI) of HIV-1. Nevirapine binds directly to reverse transcriptase (RT) and blocks the RNA-dependent and DNA-dependent DNA polymerase activities by causing a disruption of the enzyme's catalytic site [6].

© Journal of Global Trends In Pharmaceutical Sciences

An Elsevier Indexed Journal ISSN-2230-7346

Journal of Global Trends in Pharmaceutical Sciences

MANDATORY GENERIC PRESCRIBING AND GENERIC SUBSTITUTION FOR BRAND-NAME MEDICINES IN INDIA - A CROSS-SECTIONAL SURVEY

Nimmagadda Srinivas[1]*, Surampalli Gurunath[2], Jyothi Papani[1], Meena Banda[1], Nandini Bairi[1], Yugandar Thimmidi[1]

[1]Department of Pharmaceutics, Bharat Institute of Technology, Mangalpally, Ibrahimpatnam, R. R. District, Telangana, India.

[2]Department of Pharmacology, Bharat Institute of Technology, Mangalpally, Ibrahimpatnam, R. R. District, Telangana, India.

***Corresponding author E-mail:** nsap9042@gmail.com

ARTICLE INFO

Key Words

Generic, branded, survey, prescribing, questionnaire

Access this article online
Website: https://www.jgtps.com/
Quick Response Code:

ABSTRACT

Background: India is considered as the pharmacy of the world, being the largest provider, supplying 18% by volume in the world's generic drugs market, exporting US$20.0 billion worth of drugs in the 2019–20. It is ironical that India has very low domestic consumption of the generics, being dominated by branded medicines. It's matter of huge burden to public health funding of the Government as well as the patient's huge out-of-pocket expenditure. **Aim & Objectives:** The primary objective of the study is to conduct a systematic review and critical appraisal of perception among various stakeholders on (i) mandatory prescribing with a generic name and (ii) generic substitution for brand-name medicines. **Methodology:** A cross-sectional survey was undertaken in the form of systematic interviews with various stake holders (N= 426) comprising physicians (96), representatives of the industry (20) and regulatory bodies (10), pharmacists (110) and patients (190) which is followed up with a self-administered questionnaire using Google Forms. **Results & Discussion:** Verbal interviews with physicians, pharmacists & patients revealed a lot of misconceptions with lack of trust on the quality, stability and extent of regulatory control of generic medicines. Out of 426 respondents, 234 (55%) were found to have basic understanding on quality, safety, efficacy, cost & applicable regulatory controls on generics and the majority of this fraction (90%) voted for mandatory prescribing of medicines using generic names, while there was a mixed response on the right to generic substitution by the pharmacist. **Conclusions:** The study revealed the need for continued education and improving the perception of generics among all stakeholders through effective regulatory system, supply-chain management and enforcement of anti-counterfeiting policies. The study has perceived a strong resistance from the physicians for mandatory generic prescribing while the industry & pharmacists are not inclined to the right for generic substitution by pharmacists.

INTRODUCTION: Internationally, the generic medicines have been increasingly favoured due to substantially low prices Without compromising on quality, economic pressure on public health care budgets, and the expiry of patents on widely used medicines.

© Journal of Global Trends In Pharmaceutical Sciences

An Elsevier Indexed Journal ISSN-2230-7346

Journal of Global Trends in Pharmaceutical Sciences

A NOVEL RP-HPLC METHOD DEVELOPMENT AND VALIDATION FOR THE ESTIMATION OF CLOPIDOGREL IN TABLET DOSAGE FORM

V. Shushma[1], Mannaswini Sammala[1], Ch. S. Vijaya Vani[2], Mamindla Sandhya[1]*

[1]Bharat School of Pharmacy, Ibrahimpatnam, Hyderabad, Telangana, India
[2]Bharat Institute of Technology, Ibrahimpatnam, Hyderabad, Telangana, India
***Corresponding author E-mail:** sandhyamamindla@gmail.com

ARTICLE INFO

Key Words

RP-HPLC, Clopidogrel

LOD, LOQ

Access this article online Website: https://www.jgtps.com/ Quick Response Code:

ABSTRACT

A simple, rapid, specific, accurate and precise Reverse phase High Performance Liquid Chromatographic (RP-HPLC) method was developed for the estimation of Clopidogrel in tablet dosage form. Inertsil C18 ODS(150mm ×4.6mm) at ambient temperature (100×2.1mm ID) 5µm was the column used. Methanol: Water in the ratio of 60:40(v/v) was the optimized mobile phase.The flow rate was 1ml/min with the end effluents were monitored at 225nm. The method was validated for linearity, accuracy, precision, specificity and sensitivity. The retention time of Clopidogrelwas found to be 2.929minutes with injection volume of 20µL respectively. Limit of Detection (LOD)and Limit of Quantification(LOQ) of Clopidogrel were found to be 0.00471 and 0.01429 respectively.

INTRODUCTION

Clopidogrel is anAromaticheteropolycyclic compound as well as inhibitor of adenosine diphosphate (ADP) induced platelet aggregation.It is also known as methyl (2S)-2-(2-chlorophenyl)-2-{4H,5H,6H,7H-thieno[3,2-c]pyridin-5-yl}acetate or an anti-platelet drug. Clopidogrel prevents binding of Adenosine Diphosphate (ADP) to its platelet receptor, impairing the ADP-mediated activation of the glycoprotein GPIIb/IIIa complex. It is proposed that the inhibition involves a defect in the mobilization from the storage sites of the platelet granules to the outer membrane. The drug specifically and irreversibly inhibits the P2Y12 subtype of ADP receptor, which is important in aggregation of platelets and cross-linking by the protein fibrin. No direct interference occurs with the GPIIb/IIIa receptor. As the glycoprotein GPIIb/IIIa complex is the major receptor for fibrinogen, its impaired activation prevents fibrinogen binding to platelets and inhibits platelet aggregation. It also acts as anti-depressant drug[2-4]. Clopidogrel is marketed under the brand name Clopilet and also used in the management of depression. Literature review revealed that analysis of Clopidogrelhas beencarried out bysome UV- spectrophotometric methods [5,6] and one HPLC method [7] for the estimation of Clopidogrel in tablet dosage form.The present study was mainly aimed to develop stable, simple,specific,rapid, accurate,precise chromatographicmethodwith high sensitivity and to acquire better resolution, speed for the estimation of Clopidogrel in tablet dosage form

© Journal of Global Trends in Pharmaceutical Sciences

An Elsevier Indexed Journal ISSN-2230-7346

Journal of Global Trends in Pharmaceutical Sciences

DEVELOPMENT AND VALIDATION OF UV SPECTROSCOPIC METHOD FOR THE DETERMINATION OF ALOGLIPTIN BENZOATE AND METFORMIN HYDROCHLORIDE IN BULK AND TABLET DOSAGE FORM

M. Sandhya[1*], Saipurna. A[2], Ch. S. Vijaya Vani[1]

[1]Bharat Institute of Technology, Mangalpally, Hyderabad, India
[2]Bharat School of Pharmacy, Mangalpally, Hyderabad, India

***Corresponding author E-mail:** sandhyamamindla@gmail.com

ARTICLE INFO

Key Words
Alogliptin (ALG), Metformin (MET), Simultaneous equation, Quantitative analysis, LOD, LOQ

ABSTRACT

A simple, accurate and precise UV spectroscopic method has been developed for the simultaneous estimation of Alogliptin benzoate and metformin hydrochloride in bulk and tablet dosage forms, Both the drugs are used as anti-diabetic drugs. The combination is estimated by simultaneous equation method, which is based on measurement of absorption of alogliptin benzoate at λ_{max} 275nm and metformin hydrochloride at 235nm respectively. Linearity was observed in the concentration range of 2.5-12.5µg/ml for alogliptin benzoate and 2-10µg/ml for metformin hydrochloride. The accuracy of the methods was assessed by recovery studies and was found to be within range of 98-101% for both Alogliptin benzoate and metformin hydrochloride respectively. The developed methods were validated with respect to accuracy, precision and linearity. The results were validated statistically as per ICH guidelines and were found to be satisfactory. Due to the non-availability of combination product the tablet was prepared in laboratory and used to simulate the condition of actual product. This development was successfully applied for the simultaneous determination for both the drugs in bulk and commercial tablet preparation.

INTRODUCTION

Alogliptin (trade name Nesina and Vipidia) is a new anti-diabetic drug in the DPP-4 inhibitor (gliptin) class used for the treatment of Type-2 diabetes[1]. Alogliptin exhibits relatively little risk of hypoglycemia and has relatively modest glucose-lowering activity. Alogliptin and other gliptins are commonly used in combination with metformin in people whose diabetes cannot adequately be controlled with metformin alone[2]. It was developed by Syrrx, a company which was acquired by Takeda Pharmaceutical Company in 2005.Chemically, alogliptin is prepared as a benzoate salt and exists predominantly as the R enantiomer (>99%). It undergoes little or no chiral conversion *in vivo* to the (S) enantiomer. Metformin hydrochloride is an oral antihyperglycemic drug (*N, N dimethyl imido dicarbonimidicdiamide hydrochloride)*, marketed under the trade name Glucophage, is the first-line medication for the treatment of type 2 diabetes, particularly in people who are overweight. It is also used in the treatment of polycystic ovary syndrome.

RJPT Research Journal of Pharmacy and Technology

Research Journal of Pharmacy and Technology

(Home.aspx)

ISSN
0974-360X (Online)
0974-3618 (Print)

Phytochemical Evaluation and in-vitro Antioxidant Potential of Whole Plant of Hyptis suaveolens (AbstractView.aspx?PID=2021-14-1-74) (https://scholar.google.co.in/scholar?q=Phytochemical Evaluation and in-vitro Antioxidant Potential of Whole Plant of Hyptis suaveolens)

RJPT
Hi,
How can I help you ?
Start chat
by AiSensy (https://aisensy.com)

Author(s): Deepthi Yada (search.aspx?key=Deepthi Yada), T. Nimmagadda Srinivas (search.aspx?key=Nimmagadda Srinivas)

Email(s): yada.deepthi@gmail.com (mailto:yada.deepthi@gmail.com)

DOI: 10.5958/0974-360X.2021.00074.3 (https://doi.org/10.5958/0974-360X.2021.00074.3) (https://scholar.google.co.in/scholar?q=10.5958/0974-360X.2021.00074.3)

Address: Deepthi Yada1, Dr. T. Sivakkumar2, Dr. Nimmagadda Srinivas3
1Department of Pharmaceutical Chemistry, Malla Reddy Institute of Pharmaceutical Sciences, Dhulapally, Secunderabad-14.TS.
2Department of Pharmacy, Annamalai University, Annamalai Nagar, Chidambaram TN.
3Department of Pharmaceutical Chemistry, Bharat Institute of Technology- Pharmacy, Ibrahimpatnam, Hyderabad.
*Corresponding Author

Published In: Volume - 14, Issue - 1, Year - 2021 (Issues.aspx?VID=14&IID=1)

View PDF | View HTML (HTMLPaper.aspx?Journal=Research Journal of Pharmacy and Technology;PID=2021-14-1-74)

ABSTRACT:
The present study was to investigate total phenol and flavonoid content, the antioxidant potential of various extracts of Hyptis suaveolens whole plant using various in vitro systems were quantified by colorimetric methods. The Chloroform extract exhibited potent antioxidant activity as determined by 2,2-diphenyl-1-picrylhydrazyl (DPPH), nitric oxide scavenging and ferric reducing antioxidant power assays (FRAP). The total phenolic content and flavonoid content of chloroform extract of plant was found to 86.16±0.877 and 64.66±1.201mg of GAE and Quercetin equivalents respectively.

Keywords: Hyptis suaveolens () Antioxidant activity () DPPH () Nitric oxide scavenging activity () FRAP. ()

Cite this article:
Deepthi Yada, T. Sivakkumar, Nimmagadda Srinivas. Phytochemical Evaluation and in-vitro Antioxidant Potential of Whole Plant of Hyptis suaveolens. Research J. Pharm. and Tech. 2021; 14(1):409-412. doi: 10.5958/0974-360X.2021.00074.3

Cite(Electronic):
Deepthi Yada, T. Sivakkumar, Nimmagadda Srinivas. Phytochemical Evaluation and in-vitro Antioxidant Potential of Whole Plant of Hyptis suaveolens. Research J. Pharm. and Tech. 2021; 14(1):409-412. doi: 10.5958/0974-360X.2021.00074.3 Available on: https://rjptonline.org/AbstractView.aspx?PID=2021-14-1-74

REFERENCES:
1. Cao YH, Cao RH. Angiogenesis inhibited by drinking tea. Nature. 1999; 398(6726):381.
2. Kahkonen MP, Hopia AI, Rauha JP, Kujala TS et.al., Antioxidant activity of plant extracts containing phenolic compounds. Journal of Agriculture and Food Chemistry.1999; 47:3954–3962.
3. Marnett LJ (2000) Oxyradicals and DNA damage. Carcinogenesis. 2000; 2:361–370.
4. Sastri BN, editors. Wealth of India, New Delhi: CSIR, Vol. V
5. Singleton VL, Orthofer R, Lamuela-Raventos RM. Analysis
antioxidants by means of Foline Ciocalteu reagent. Methods of
6. Chang C, Yang M, Wen H, Chern JC. Estimation of total flav
colorimetric methods. Journal of Food Drug Analysis. 2002; 10:178-82.
7. Ilahi I, Samar S, Khan I, Ahmad I. In vitro antioxidant activities of four medicinal plants on the basis of DPPH free radical scavenging. Pakistan Journal of Pharmaceutical Scien
8. Garrat, D.C., The Quantitative Analysis of drugs. Chapma
9. Oyaizu, M., Studies on products of browning reactions: A
prepared from glucosamine. Japan Journal of Nutrition.198

RJPT online
RJPT
Hi,
How can I help you ?
tes and
ntary
Start chat
by AiSensy (https://aisensy.com)

DOI: 10.37591/(RRJOPS).V1111.733 • Corpus ID: 219518839

Share

A Novel UPLC Method Development and Validation for the Estimation of Paracetamol and Chlormezanone in Dosage Form

Teja Sri Adla, Sandhya Mamindla • Published 21 May 2020 •
Chemistry, Medicine

TLDR A simple, rapid, specific, accurate and precise Ultra High-Performance Liquid Chromatographic (HPLC) method was developed for the estimation of paracetamol and chlormezanone in dosage forms and validated for linearity, accuracy, precision, specificity and sensitivity. Expand

View via Publisher

Save | Alert

Related Papers

Related Papers

Simultaneous Determination of Paracetamol, Chlorzoxazone and Diclofenac Sodium in Tablet Dosage Form by High Performance Liquid Chromatography

Madhukar A. Badgujar, Satish G. Pingale, K. Mangaonkar

Chemistry, Medicine

TLDR A simple, precise and rapid

Dual Wavelength Spectrophotometric method for the simultaneous determination of Paracetamol and Nabumetone in API and in tablet dosage form

C. K. Oza, R. Nijhawan, M. Pandya, A. Vyas, A. Patel

Chemistry, Medicine

TLDR The developed method was

By clicking accept or continuing to use the site, you agree to the terms outlined in our Privacy Policy, Terms of Service, and Dataset License

ACCEPT & CONTINUE

Review Article

Impact of the ^{68}Ga Prostate-Specific Membrane Antigen (^{68}Ga-PSMA) PET/CT on the Management of Prostate Cancer

Surampalli Gurunath*, Shreeya Salunke and Sravan Komittishetty

Department of Pharmacology and Toxicology, Bharat Institute of Technology, Mangalpally, Ibrahimpatnam, Hyderabad, Telangana State, India

Abstract

This review discusses the efficiency and sensitivity of ^{68}Ga-labelled prostate-specific membrane antigen (PSMA) positron emission tomography (PET)/computed tomography (CT) imaging in comparison to other radiotracers and imaging techniques. It also conveys its impact on the treatment or management of prostate cancer patients. PSMA, observed in almost all prostate cancer cells, is used for staging and treatment, due to its high multiplication in this cancer when compared to normal tissues. PSMA PET/magnetic resonance imaging (MRI) has applications in the management of prostate cancer. Though PSMA PET/MRI has yielded preliminary results, it is still studied as an imaging biomarker for tumor responses. PSMA-PET/CT is known for its highly sensitive resolution, as it lights up only the parts harboring prostate cancer or tumor cells and not any other kind of lesion. Therefore, ^{68}Ga-PSMA-PET imaging is chosen over other variants of ^{68}Ga-PSMA-11, such as ^{177}Lu-PSMA or ^{225}Ac-PSMA, and it is used for its greater ability to detect metastatic sites in patients with biochemical recurrence and low serum prostate-specific antigens values. The efficacy of ^{68}Ga-PSMA PET/CT also allows for estimation of oligometastases, as it supports the design of therapeutic trials in measuring long-term effects in patients. Finally, ^{68}Ga-PSMA PET/CT is effective in identifying recurrence localization and, hence, permits the ability to choose the best therapeutic strategy as early as possible.

Introduction

Prostate cancer (PCa) holds the second position for most commonly occurring cancer and is a remarkable cause for the majority of death in men. According to research conducted in the UK, the incidence of PCa has increased by 44% since 1990.[1] Every year in Australia and the UK, death of men due to PCa (3,306 deaths in Australia; 12,032 deaths in the UK) is more than the death of women due to breast cancer (3,058 deaths in Australia; 11,371 deaths in the UK).[1,2] Twenty-sixty percent of patients treated for PCa fail primary therapy, and less than thirty percent of the patients having high-volume metastatic disease achieve 5-year survival.[3]

Imaging techniques like computed tomography (CT) or magnetic resonance imaging (MRI) are used for staging of cancer.[4] In non-metastatic cancer patients, about 30–35% patients treated by radical prostatectomy (RP) or radiotherapy (RT) have a rise in the prostate-specific antigens (PSA) levels and biochemical recurrence (BCR) in the years following treatment.[5] Increasing levels of PSA after RT or surgery indicate a higher risk of death in men. These high levels of PSA and the early PSA failure in patients indicates a greater need for ^{68}Ga-prostate-specific membrane antigen (PSMA) positron emission tomography (PET)/CT scanning.[6] Treatment or management strategies differ for each patient depending on their risk, which usually increases after therapies like hormonal therapy, RT, chemotherapy or sometimes a combination of all these therapies.[7]

PSMA is a glycoprotein present on the outer surface of prostate cells, hyper-regulated during metastatic conditions and castrate-resistant PCa (CRPC).[8] Though the exact functions of PSMA are yet to be defined, it is still used for staging and treatment due to its high multiplication in PCa.[8,9] Many other malignancies, namely breast cancer, colorectal carcinoma, follicular lymphoma, *etc.*, also express PSMA with ^{68}Ga-PSMA avidness. Highly expressed PSMA (type-II-transmembrane glycoprotein) is also observed in almost all PCa cells, except the 5–10% of PCa cells without PSMA expression.[9] In 2016, a study in Brazil estimated 61,200 new cases of PCa, which made it the second most prevailing neoplasia in men throughout the country and the third most common reason of death by cancer in men of Western countries.[10] This review discusses the

Keywords: Oligometastases; Metastatic sites; Nodal metastasis; Baseline staging.

Abbreviations: BCR, biochemical recurrence; CRPC, castration-resistant prostate cancer; CT, computed tomography; FCH, fluorocholine; FDG, fluorodeoxyglucose; MRI, magnetic resonance imaging; mp-MRI, multi-parametric magnetic resonance imaging; PCa, prostate cancer; PET, positron emission tomography; PSA, prostate-specific antigens; PSMA, prostate-specific membrane antigen; RLT, radioligand therapy; RP, radical prostatectomy; RT, radiotherapy.

Received: April 25, 2020; Revised: May 13, 2020; Accepted: May 22, 2020

***Correspondence to:** Surampalli Gurunath, Department of Pharmacology and Toxicology, Bharat Institute of Technology, Mangalpally, Ibrahimpatnam, Hyderabad, Telangana State, India. Tel: (+91)-9966555091; E-mail: s.gurunath1979@gmail.com

How to cite this article: Gurunath S, Salunke S, Komittishetty S. Impact of the ^{68}Ga Prostate-Specific Membrane Antigen (^{68}Ga-PSMA) PET/CT on the Management of Prostate Cancer. *J Explor Res Pharmacol* 2020;5(3):42–46. doi: 10.14218/JERP.2020.00009.

Copyright: © 2020 Authors. This is an Open Access article distributed under the terms of the Creative Commons Attribution-Noncommercial 4.0 International License (CC BY-NC 4.0), permitting all non-commercial use, distribution, and reproduction in any medium, provided the original work is properly cited.

ISSN 2349-7203

IJPPR
INTERNATIONAL JOURNAL OF PHARMACY & PHARMACEUTICAL RESEARCH
An official Publication of Human Journals

HUMAN

Human Journals
Research Article
October 2020 Vol.:19, Issue:3
© All rights are reserved by C. Sadak Vali et al.

Fabrication and Characterization of Ketoprofen Nanoparticles by Double Emulsification-Solvent Evaporation Technique Using PLGA

IJPPR
HUMAN

C. Sadak Vali*, MD. Rayees Ahmad[1], Abdullah Khan[2], SK. Arifa Begum[3], M.D.Priya Darshini[4], Amani Vemulapalli[5], S. Tayaba Gousia[6], Swathi Goud[7]

** Avanthi Institute of Pharmaceutical Sciences, Hyderabad, Telangana. India. 1. University College of Pharmaceutical sciences, Andhra University, Visakhapatnam. AP. India. 2. School of Pharmacy, KPJ Healthcare University College, Nilai, Malaysia. 3. Bharat Institute of Technology, Ranga Reddy, elangana. India. 4. Nirmala College of Pharmacy, YSR Kadapa. AP. India. 5. Sacred Heart University, Park Ave, Fairfield, United States. 6. Azad College of Pharmacy, Hyderabad. Telangana. India. 7. Avanthi Institute of Pharmaceutical Sciences, Hyderabad, Telangana. India.*

Submission: 24 September 2020
Accepted: 30 September 2020
Published: 30 October 2020

HUMAN JOURNALS
www.ijppr.humanjournals.com

Keywords: Ketoprofen, Nanoparticles, Double Emulsification Solvent Evaporation (DESE), Poly D, L-Lactic-Co-Glycolic Acid (PLGA), Polyvinyl Alcohol (PVA)

ABSTRACT

Nanoparticles are a rapidly developing field of nanotechnology with numerous applications in drug delivery. The capacity to incorporate drugs into nanocarriers presents the latest model in drug delivery that could be used for drug targeting. Therefore, nanoparticles hold promise for the attainment of the goal of controlled, site-specific drug delivery and therefore have attracted the broad attention of researchers. The present study aimed to prepare nanoparticles containing ketoprofen. The purpose of nanoparticles in drug delivery is to attain higher intracellular uptake than free drugs. PLGA nanoparticles are biocompatible; they release the drug in a controlled manner and improve the stability of active substances able to reach target specific tissues. Because of its biodegradability and low systemic toxicity, the US Food and Drug Administration (FDA) approved PLGA to be used in the research of nanoparticle drug delivery systems. PLGA nanoparticles can be formulated using diverse methods, such as double emulsification solvent evaporation (DESE), solvent displacement or nanoprecipitation, solvent diffusion, and phase-inversion technique. In the present study, the nanoparticles were prepared using a double emulsification-solvent evaporation technique with ketoprofen, PLGA, and PVA. The double emulsification procedure is based on a combination of a volatile non-aqueous miscible solvent and an aqueous solution, which are emulsified together by applying high shear force. As the volatile solvent is evaporated nanoparticles are formed. DESE is a beneficial method for the preparation of nanoparticles, as it is nontoxic, rapid, and fabricates nanoparticles of a very small size. The *in-vitro* drug release profile of optimized was evaluated at the end and the release kinetics of the nanoparticles were determined. The entrapment efficiency and loading efficiency, particle size, polydispersity index, zeta potential, and cumulative percentage drug release of the best formulation were found to be 79.5±0.02%, 0.94mg/ml, 302±2.5 nm, 0.213±0.05, 5.38±0.53mV, and 98±0.04% respectively. Invitro drug release investigation showed sustained release of ketoprofen over 24 h. The drug release kinetics showed the finest fitted to the first-order rate model and Korsmeyer-Peppas model. The obtained results signify that ketoprofen can get entrapped in the nanoparticles with good physicochemical behavior.

Inventi Rapid: Pharmacy Practice

Articles

Inventi:prpp/31474/21

Coronavirus Treatment: Newer Therapeutic Development of Covid-19 Drugs and Vaccines

01-Jul-2020 *Review* *2020 : July-September*

Arun Kumar Sanapala, Sunkara Namratha, Sunil Junapudi*

The new coronavirus (Covid-19) has infected more than 85,000 people in central China, spreading outbreaks in more than 201 countries, territories an USA, Iran, South Korea, Japan and now threatening to travel across the globe as a pandemic. Coronavirus is zoonotic, transmitted between animals and severe acute respiratory syndrome, kidney failure and even death may result from infection. 31,000 death cases have been reported around the world so While there is still no effective cure for the virus and the pneumonia it causes, according to the World Health Organization, there are more than 50 potentially worth trying. Clinical studies of a few medications such as remdesivir, favilavir, atazanavir, oseltamivir, chloroquine and lopinavir along wit in symptomatic treatment and recovery of Covid-19 patients. More trials for new drug development and complete eradication of this novel coronavirus (

How to Cite this Article

Arun Kumar Sanapala, Sunkara Namratha, Sunil Junapudi. Coronavirus Treatment: Newer Therapeutic Development of Covid-19 Drugs a Pharmacy Practice, 2020(3):1-3, 2020.

Download Full Text

Original Article

Efficacy and Pattern of Antibiotic Usage Among Patients with Cirrhosis and/or Chronic Liver Disease in Telangana, India

Shibnath Kamila[1], Surampalli Gurunath[2*], Nimmagadda Srinivas[3], Sethu Babu[4], Giddalur Abhiman[1], Ravirala Ushasri[1], Syed Taha[1], Shreeya Salunke[2] and Sravan Komittishetty[2]

[1]*Department of Pharmacy Practice, Bharat Institute of Technology, Hyderabad, India;* [2]*Department of Pharmacology, Bharat Institute of Technology, Hyderabad, India;* [3]*Department of Pharmceutics, Bharat Institute of Technology, Hyderabad, India;* [4]*Department Gastroenterology and Hepatology, KIMS Hospital, Secunderabad, Telangana, India*

Abstract

Background and objectives: The most common Gram-negative bacteria, such as enteric bacilli, *Escherichia coli* and *Klebsiella pneumoniae*, and Gram-positive bacteria, such as *Streptococcus* spp., are seen in patients suffering from cirrhosis and/or chronic liver diseases. The objective of this prospective observational study was to compare the efficacy and pattern of antibiotic use in patients with bacterial translocation.

Methods: This 10-month study was conducted at the Gastroenterology Department of the KIMS hospital, Telangana, India. The patients were more than 18 years of age (n = 60) and diagnosed with liver cirrhosis and/ or chronic liver diseases. All data was analyzed statistically, at a significance threshold of $p < 0.05$.

Results: Among the 60 patients, the Child-Pugh-Turcotte scores were A in 30%, B in 35% and C in 14%. White blood cell count was reduced from 12,620 ± 1,266 (before treatment) to 8,385 ± 944 (after treatment with antibiotics; $p < 0.05$). Serum glutamic pyruvic transaminase values were reduced from 360.1 ± 87.3 (before treatment) to 141.9 ± 37.9 (after treatment with antibiotics therapy ($p < 0.001$), whereas serum bilirubin values were reduced from 6.064 ± 0.91 (Before treatment) to 3.514 ± 0.44 (after treatment with antibiotics therapy; $p < 0.0001$). The mortality rate was 6.6 %, *i.e.* only 4 patients died post-treatment. It was also observed that meropenem was prescribed in the majority of cases and norfloxacin was the least prescribed of all antibiotics.

Conclusions: Our study suggests that antibiotic treatment might be effective for patients suffering with cirrhosis or chronic liver diseases with improved life expectancy.

Introduction

Liver diseases represent the second largest cause of mortality, with the prevalence of cirrhosis between 5% and 9% of the general USA population amongst all digestive diseases, as reported from autopsy studies. The worldwide estimate of mortality from cirrhosis ranked 14th and 10th for cause of death globally and among developed populations respectively, inflicting 771,000 patients.[1]

The definition of cirrhosis is stated as the histological outgrowth of regenerative nodules, with the growth of surrounding fibrous tissues being due to chronic injury to the liver causing end-stage liver disease and portal hypertension. The most common feature noticed in liver cirrhosis patients is the overgrowth of intestinal bacteria, predominantly in the small intestine. The complications associated with cirrhosis with ascites include spontaneous bacterial peritonitis (SBP), occurring via the translocation of gut flora into the mesenteric plexuses and the ascetic fluid contained within. The mortality rate surveyed over 2 years for cirrhosis patients with ascites was estimated to be 50%.[2,3] However, in patients with ascites, there will be 10–25% chance of developing SBP, with a sub-

Keywords: Bacterial translocation; Cirrhosis; Meropenem.

Abbreviations: SBP, spontaneous bacterial peritonitis; BT, bacterial translocation; AEA, appropriate empirical antibiotic; CLD, chronic liver disease; CPT, Child-Pugh-Turcotte; MELD, model for end-stage liver disease; WBC, white blood cell; SGPT, serum glutamic pyruvic transaminase levels.

Received: January 14, 2020; Revised: April 20, 2020; Accepted: May 11, 2020

***Correspondence to:** Surampalli Gurunath, Department of Pharmacy Practice, Bharat Institute of Technology, Hyderabad, India.
E-mail: s.gurunath1979@gmail.com

How to cite this article: Kamila S, Gurunath S, Srinivas N, Babu S, Abhiman G, Ushasri R, Taha S, Salunke S, Komittishetty S. Efficacy and Pattern of Antibiotic Usage Among Patients with Cirrhosis and/or Chronic Liver Disease in Telangana, India. *Exploratory Research and Hypothesis in Medicine* 2020;5(3):97–102. doi: 10.14218/ERHM.2020.00003.

Copyright: © 2020 Authors. This is an Open Access article distributed under the terms of the Creative Commons Attribution-Noncommercial 4.0 International License (CC BY-NC 4.0), permitting all non-commercial use, distribution, and reproduction in any medium, provided the original work is properly cited.

IndianJournals.com (ijor.aspx)

Home (ijor.aspx) About us (ijor.aspx?target=about_us) My Profile (ijor.aspx?target=users_zone) Registration (ijor.aspx?target=register) Products Article Submission (

RJPDFT

Research Journal of Pharmaceutical Dosage Forms and Technology
Year : 2019, Volume : 11, Issue : 3
First page : (169) Last page : (172)
Print ISSN : 0975-234X. Online ISSN : 0975-4377.
Article DOI : 10.5958/0975-4377.2019.00029.6 (http://dx.doi.org/10.5958/0975-4377.2019.00029.6)

Formulation and Evaluation of Propranolol HCl Floating Tablets-A Gastro Ret

Banik Kabita*, Dr. Phalguna Y, Sangeetha B
Bharat Institute of Technology, (BIT), Manganpally, Hydersabad, India

*Corresponding Author E-mail: banikkabita64@gmail.com (mailto:banikkabita64@gmail.com?cc=gbehal@indianjournals.com)

Online published on 31 December, 2019.

The objective of present study was to develop a gastroretentive drug delivery system of propranolol hydrochloride. The biggest problem in o

Bioadhesive Floating Matrix, Propranolol Hcl, ACE, Gastroretentive drug delivery, Floting lag time.

Journal Home (?target=ijor:rjpdft&type=home)
Current Issue (?target=ijor:rjpdft&type=current_issue)
Archive / Issues (?target=ijor:rjpdft&type=archive)
Registration (?target=register)
Subscribe (?target=ijor:rjpdft&type=subscribe)
Editorial Board (?target=ijor:rjpdft&volume=11&issue=3&type=eboard)
Aims & Scope (?target=ijor:rjpdft&type=aimsnscope)
Author Guidelines (?target=ijor:rjpdft&volume=11&issue=3&type=for_authors)
Subscribe TOC Alerts (?target=ijor:rjpdft&type=toc_alerts)

Article Submission (?target=ijor:rjpdft&type=onlinesubmission)

FREE

Sample Issue (?target=ijor:rjpdft&type=sample_issue)

Trial Access (?target=ijor:rjpdft&type=trialaccess_issue)

We recommend

Recent Trends in Development of Gastro-Retentive Floating Drug Delivery System: A Review
(https://rev.trendmd.com/open/z8vh6hgeyJzb3VyY2VUeXBIIjoyLCJzb3VyY2VVcmwiOiJodHRwczovL3d3dy5pbmRpYW5qb3VybmFscy5jb2
Miss. Lokhande Sarika S., Asian Journal of Research in Pharmaceutical Science, 2019

A review on floating multi-particulate drug delivery system
(https://rev.trendmd.com/open/gv0hxtaeyJzb3VyY2VUeXBIIjoyLCJzb3VyY2VVcmwiOiJodHRwczovL3d3dy5pbmRpYW5qb3VybmFscy5jb20
Suraj B. Pund, Research Journal of Pharmacy and Technology, 2021

Design and Evaluation of Floating Drug Delivery System of Furosemide
(https://rev.trendmd.com/open/n60vbageyJzb3VyY2VUeXBIIjoyLCJzb3VyY2VVcmwiOiJodHRwczovL3d3dy5pbmRpYW5qb3VybmFscy5jb2
MM Varma, Research Journal of Pharmacy and Technology, 2010

Floating Drug Delivery Systems: A Novel Approach
(https://rev.trendmd.com/open/idx1oexeyJzb3VyY2VUeXBIIjoyLCJzb3VyY2VVcmwiOiJodHRwczovL3d3dy5pbmRpYW5qb3VybmFscy5jb20
Ish Grover, Research Journal of Pharmacy and Technology, 2015

Development and Evaluation of Floating Matrix Tablets of Propranolol HCl
(https://rev.trendmd.com/open/mn9j2fyeyJzb3VyY2VUeXBIIjoyLCJzb3VyY2VVcmwiOiJodHRwczovL3d3dy5pbmRpYW5qb3VybmFscy5jb20
Kasani Harikrishna Gouda, Research Journal of Pharmaceutical Dosage Forms and Technology, 2011

Controlled Transdermal Delivery of Propranolol Using HPMC Matrices: Design and In-vitro and In-vivo Evaluation
(https://rev.trendmd.com/open/8wgacf1eyJzb3VyY2VUeXBIIjoyLCJzb3VyY2VVcmwiOiJodHRwczovL3d3dy5pbmRpYW5qb3VybmFscy5jb2
P R P Verma, Journal of Pharmacy and Pharmacology, 2010

An In-vitro and In-vivo Correlative Approach to the Evaluation of Ester Prodrugs to Improve Oral Delivery of Propranolol
(https://rev.trendmd.com/open/e18glereyJzb3VyY2VUeXBIIjoyLCJzb3VyY2VVcmwiOiJodHRwczovL3d3dy5pbmRpYW5qb3VybmFscy5jb20
Mohammed Shameem, Journal of Pharmacy and Pharmacology, 2011

Propranolol absorption in different regions of the rat gastrointestinal tract in situ: implications for sustained release formulations
(https://rev.trendmd.com/open/80kkeuceyJzb3VyY2VUeXBIIjoyLCJzb3VyY2VVcmwiOiJodHRwczovL3d3dy5pbmRpYW5qb3VybmFscy5jb2
David C Taylor, Journal of Pharmacy and Pharmacology, 2011

Preparation and evaluation of a novel delayed-onset sustained-release system of propranolol hydrochloride
(https://rev.trendmd.com/open/lic49rveyJzb3VyY2VUeXBIIjoyLCJzb3VyY2VVcmwiOiJodHRwczovL3d3dy5pbmRpYW5qb3VybmFscy5jb20v
Journal of Pharmacy and Pharmacology, 2010

Bioavailability and In-vitro/In-vivo Correlation for Propranolol Hydrochloride Extended-release Bead Products Prepared Using Aqueous Polyı
(https://rev.trendmd.com/open/pgerrcleyJzb3VyY2VUeXBIIjoyLCJzb3VyY2VVcmwiOiJodHRwczovL3d3dy5pbmRpYW5qb3VybmFscy5jb20v
Gurvinder Singh Rekhi, Journal of Pharmacy and Pharmacology, 2011

Powered by TREND MD (https://www.trendmd.com/how-it-works-readers)

Note: Please use Internet Explorer (6.0 or above). Some functionalities may not work in other browsers.

Connecting you to content on EBSCOhost

We found a match
Your institution may have access to this item. Find your institution then sign in to continue.

Title

Reversed-phase high-performance liquid chromatography method development and validation of ilaprazole and domperidone in bulk and pharmaceutical dosage forms.

Authors

Namratha, Sunkara; Vijayalakshmi, A.

Abstract

Objective: A simple, accurate, and precise reversed-phase high-performance liquid chromatography (RP-HPLC) method was developed for the simultaneous estimation of the ilaprazole (ILA) and domperidone (DOM) in bulk and pharmaceutical dosage forms. Materials and Methods: Chromatogram was run through Zodiac Sil RP C18 (4.5 mm × 100 mm 3.0 µm) with a mobile phase consisting of 70:30 methanol:phosphate buffer at a flow rate of 1 ml/min. Detection was carried out at 240 nm. The developed method was validated in terms of accuracy, precision, linearity, limit of detection (LOD), limit of quantification (LOQ), and solution stability. Results: The retention time of ILA and DOM was found to be 2.170 min and 7.280 min, and percentage relative standard deviation of ILA and DOM was found to be 0.52% and 0.83%, respectively. The described method shows excellent linearity over a range of 16-80 ppm of ILA and 25-150 ppm of DOM. The correlation coefficient for ILA and DOM was 0.999 and 0.999, respectively. The LOD was found to be 2.17 and 0.0372 and the LOQ values were 6.60 and 0.112, respectively. Percentage assay was obtained as 99.1% and 98.2% for ILA and DOM, respectively. Conclusion: The results of this study showed that the proposed RP-HPLC method is simple, rapid, precise, and accurate which is useful for the routine determination of ILA and DOM bulk drug and in its pharmaceutical dosage form.

Subjects

INTERNATIONAL Longshoremen's Association; HIGH performance liquid chromatography; DOSAGE forms of drugs; HYDROCHLOROTHIAZIDE; ULTRAVIOLET spectrophotometry; DOMPERIDONE; RF values (Chromatography); CHROMATOGRAMS

Publication

Drug Invention Today, 2019, Vol 11, Issue 11, p3052

ISSN

0975-7619

Asian Journal of Pharmaceutical Research and Development

HOME ARCHIVES VOL. 7 NO. 5 (2019): VOL 7 NO 5 (2019): VOLUME 7 ISSUE 5 SEPT - OCT, 2019

Research Articles

Formulation, Characterization and In-vitro Evaluation of Cetrizine HCL Oral Disintegrating Tablets

HARITHA PASUPULATI

Bharat Institute of Technology, Mangalpally(V), Ibrahimpatnam(M), Ranga Ready, Hyderabad, Telangana, India

Y PHALGUNA

Bharat Institute of Technology, Mangalpally(V), Ibrahimpatnam(M), Ranga Ready, Hyderabad, Telangana, India

SANDHYA RUDRA

Bharat school of Pharmacy, Mangalpally(V), Ibrahimpatnam(M), Ranga Ready, Hyderabad, Telangana, India

DOI: https://doi.org/10.22270/ajprd.v7i5.563

Keywords: **Super disintegrates, Cetrizine hydrochloride, Sodium starch Glycolate, Crosscarmellose.**

ABSTRACT

The main objective of this work is to formulate and evaluate Cetirizine HCl MFDT's using different concentrations of superdisintegrants like croscarmellose sodium (CCS), sodium starch glycolate (SSG) and their combinations in different ratios. The in vitro disintegration time of Cetrizine Hcl prepared by direct compression method by super disintegrates were found to be in the range of 18 to 11sec fulfilling the official requirements. The bulk density and tapped bulk density for the entire formulation blend varied from 0.508 gm/cc to 0.5438 gm/cc and 0.5941 to 0.6408 respectively. The friability was found in all designed formulations in the range 0.42 to 0.74% to be well within the approved range (<1%). The weight variation was found in all designed formulation in the range 97 to 102 mg. The wetting time were found to be in the range of 11 to 18sec. Water absorption ratio for all the formulations found in the range 11 to 16%.combination of sodium starch glycolate and cross carmellose sodium (6% of 25%-ssg&75%ccs)) promotes dissolution rate of drug release when compared to formulation of SSG & CCS alone. It may be due to capillary and wicking mechanism of SSG & CCS.

Keywords:

IJCPA

Available Online at

http://www.ijcpa.in

October-December 2019

DOI: http://dx.doi.org/10.21276/ijcpa

International Journal of CHEMICAL AND PHARMACEUTICAL ANALYSIS

eISSN: 2348-0726 ; pISSN : 2395-2466

Research Article | Volume-7 | Issue-1 | Article ID: 0025

RP-HPLC METHOD DEVELOPMENT AND VALIDATION OF CEFTALAZONE AND TAZOBACTUM IN BULK AND IN ITS PHARMACEUTICAL DOSAGE FORMS

Kandala Neela Maneesha*, Namratha Sunkara, Sanapala Arun Kumar, P. Rama Lakshmi

Bharat Institute of Technology (Pharmacy), Mangalpally, Ibrahimpatnam, Hyderabad, Telangana, India

***Corresponding Author:** *Email: nimmi.arun58@gmail.com*

Received: 27 August 2018 / Revised: 3 October 2019 / Accepted: 21 December 2019 / Available online: 31 December 2019

ABSTRACT

A validated RP-HPLC method was developed for simultaneous estimation of Ceftalazone and Tazobactam in bulk and in its pharmaceutical dosage form. The current method is simple, precise, and accurate and can be used for the quantification in the regular quality control tests and in industries. The optimization of the method was done by using several combinations of mobile phases and different columns and finally the chromatograms showed good resolution, retention time, peak response and lowest noise base line ratio by using Acetonitrile and phosphate buffer of pH 4 at a ratio of 70:30%v/v at a wavelength of 234nm using UV detector for detection. The retention time of Ceftalazone and Tazobactum was found to be 2.42 & 4.42 at a flow rate of 1ml/min. The current method was validated for accuracy, % assay, precision, Linearity, LOD and LOQ. The % assay of Ceftalazone and Tazobactum was found to be 101.3% and 101.8%. The linearity shown by the drugs at a concentration range of 50-150ppm of Ceftalazone and 25-75 ppm of Tazobactum showing regression co-efficient of 0.999, respectively. The LOD of Ceftalazone & Tazobactum was found to be 1.46 and 4.45 and LOQ was found to be 0.47 and 1.42, respectively. The current newly developed method was validated as per the ICH guidelines.

Keywords *– RP-HPLC, Quantification, Zerbaxa injection, Acetonitrile, Phosphate buffer pH 4, Ceftalazone, Tazobactum.*

1. INTRODUCTION

Chromatography is a separation technique in which individual components gets separated from a mixture using a combination of stationary phase and mobile phase through equilibrium distribution between two phases. There are two types of modes of separation [1-5].

a. Normal phase: Polar stationary phase and Non- Polar mobile phase

b. Reverse phase: Polar mobile phase and Non-Polar stationary phase.

HPLC is a separation technique that can be used for the analysis of organic molecules and ions. It involves a solid stationary phase, normally packed inside a stainless-steel column, and a liquid mobile phase. Separation of components based on the differences in the relative distribution ratios of the solute between two phases [6].

An official website of the United States government
Here's how you know

FULL TEXT LINKS

Read free full text at BMC

BMC Complement Altern Med. 2019 Aug 2;19(1):197. doi: 10.1186/s12906-019-2608-3.

Design and study of anticaries effect of different medicinal plants against S.mutans glucosyltransferase

Kiranmai Mandava [1], Uma Rajeswari Batchu [2], Shravya Kakulavaram [3], Shulamithi Repally [3], Ishwarya Chennuri [3], Srinivas Bedarakota [3], Namratha Sunkara [3]

Affiliations

PMID: 31375097 PMCID: PMC6679430 DOI: 10.1186/s12906-019-2608-3

Abstract

Background: The present study was aimed to evaluate the molecular level anticaries effect of different medicinal plants against Streptococcus mutans (S.mutans) glucosyltransferases (gtf).

Methods: A total of six natural sources named as Terminalia chebula (T.chebula), Psidium guajava (P.guajava), Azadirachta indica (A.indica) and Pongamia pinnata (P.pinnata); two essential oils, clove (Syzygium aromaticum) and peppermint oil (Mentha piperita) were selected as test samples. Hydroalcoholic plant extracts and essential oils were examined for their inhibitory potential on gtf isolated from S.mutans. Polyherbal mouth wash was prepared and its effect on gtf activity was compared with commercial chlorhexidine mouth wash (5%w/v). Enzyme kinetic study was carried out in order to explore the molecular mechanism of enzyme action.

Results: Out of six natural sources tested, A.indica has shown maximum inhibitory effect of 91.647% on gtf and T.chebula has shown IC_{50} of 1.091 mg/ml which is significant when compared to standard chlorhexidine. From the final result of kinetic analysis it was found that T.chebula, P.guajava and P.pinnata have show uncompetitive inhibition where as A.indica has shown non-competitive inhibition. Surprisingly, both essential oils have shown allosteric inhibition (sigmoidal response). The polyherbal moutwash has shown significant inhibitory potential on gtf (95.936%) when compared to commercial chlorhexidine mouthwash ($p < 0.05$).

Conclusion: All the tested samples have shown considerable gtf inhibitory action. Moreover polyherbal mouth wash has shown promising noncompetitive inhibitory activity against gtf and it could be the future formulation to combat dental caries.

Keywords: Anticaries agent; Azadirachta indica; Glucosyltransferase; Polyherbal mouth wash; S.mutans; Terminalia chebula.

PubMed Disclaimer

Figures

WORLD JOURNAL OF PHARMACEUTICAL RESEARCH
SJIF Impact Factor 8.074
Volume 8, Issue 8, 771-780. Research Article ISSN 2277– 7105

RP-HPLC METHOD DEVELOPMENT AND VALIDATION FOR ESTIMATION OF NELFINAVIR IN PURE FORM AND PHARMACEUTICAL DOSAGE FORM

Namratha Sunkara*, K. Sai Bhavani, S. Rehana, D. Sreeja and Farheen Begum

Bharat Institute of Technology, Ibrahimpatnam, Hyderabad.

Article Received on
01 May 2019,
Revised on 21 May 2019,
Accepted on 12 June 2019
DOI: 10.20959/wjpr20198-15298

***Corresponding Author**
Namratha Sunkara
Bharat Institute of Technology, Ibrahimpatnam, Hyderabad.

ABSTRACT

RP-HPLC method was developed for Nelfinavir in bulk and pharmaceutical dosage form with a maximum absorbance found to be at 240nm and peak purity was excellent. The method was developed by using mobile phase ACN: Methanol (60:40% v/v) at a flow rate of 1ml/min using Symmetry ODS C18 (4.6 x 150mm, 5µm)column. The following method has been validated as per the ICH guidelines. The method has been validated for Accuracy, Precision, Linearity, System suitability, Specificity, Robustness. The method showed linearity in a range of 10, 20, 30, 40 and 50 µg / ml. The accuracy for 50%, 100% and 125% was found to be 100.42%. the retention time is found to be 3.155 min. It is found that the method of RP-HPLC with UV-detection system for the analysis of Nelfinavir is straight forward and applied in qualitative and quantitative analysis. This method is simple, rapid, selective and inexpensive. The proposed method for estimation of selected drug Nelfinavir was successfully applied in pharmaceutical formulation.

KEYWORDS: RP-HPLC method was developed for Nelfinavir formulation.

INTRODUCTION

Nelfinavir is 3*S*,4a*S*,8a*S*)-*N*-*tert*-butyl-2-[(2*R*,3*R*)-2-hydroxy-3-[(3-hydroxy-2-methyl phenyl) formamido]-4-(phenylsulfanyl) butyl]-decahydroisoquinoline-3-carboxamide.

Structure of Nelfinavir

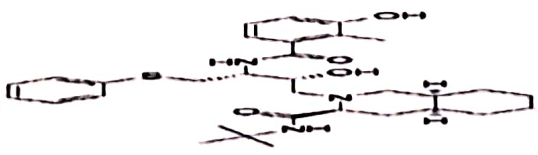

Pharmacogn J. 2019; 11(1): 57-63
A Multifaceted Journal in the field of Natural Products and Pharmacognosy
www.phcogj.com | www.journalonweb.com/v11/i1 | www.phcog.net

Original Article

Antitumor and Antioxidant Effects of Flavonoid Fraction of *Citrus sinensis* peel Extract

Godishala Shirisha[1], Kiranmai Mandava*[2], Uma Rajeswari Batchu[2], Kesava Rao Thammana[2], Vijaya Laxmi Turpu[2]

ABSTRACT

Background: Cancer is one of the leading causes of death and globally the numbers of cases of cancer are increasing gradually. However, surgeries, chemotherapies have become safer, but these treatments have debilitating side effects. Flavonoids present in the human diet comprise many polyphenolic secondary metabolites with broad-spectrum pharmacological activities including their potential role as anti-cancer agents. **Objective:** The objective of the present study was to extract, orange peel flavonoids (Orange Peel Extract) and to screen anticancer potential of OPF. **Methods:** In the present study tryphan blue dye exclusion, clonogenic assay and nuclear damage studies by ethidium bromide staining were performed to estimate *in vitro* antitumor properties of Orange Peel Extract and subsequently *in vivo* studies also performed using the Dalton Lymphoma Ascites (DLA) tumor model in Swiss albino mice. **Results:** *In vitro* studies revealed the moderate toxicity, high regenerative capacity of Orange Peel Extract and also showed changes in nuclear morphology similar to that of apoptotic cells which is one of the important aspect of an anticancer drug. *In vivo* studies confirmed the anticancer activity of Orange Peel Extract and has increased the average life span of treated animals and restored the antioxidant enzyme levels and hematological parameters to normal which was comparable to that of standard methotrexate. **Conclusion:** Overall, these findings have proved that out of the two doses (50mg/kg bw and 200mg/kg bw) employed for the study lower dose (50mg/kg) was found to be more effective than higher dose (200mg/kg). Hence flavonoid fraction of orange peels can be the better alternative to treat cancer.

Key words: Dalton lymphoma ascites, Ethidium bromide, Methotrexate, Orange peel flavonoids, Tryphan blue.

Godishala Shirisha[1], Kiranmai Mandava*[2], Uma Rajeswari Batchu[2], Kesava Rao Thammana[2], Vijaya Laxmi Turpu[2]

[1]*Department of Pharmaceutical Biotechnology, JSS College of Pharmacy, Ootacamund, Tamil nadu 643001, INDIA.*
[2]*Department of Pharmaceutical Chemistry, Bharat Institute of Technology, Ranga Reddy District, Telangana 501510, INDIA.*

Correspondence

Dr. Kiranmai Mandava

Department of Pharmaceutical Chemistry, Bharat Institute of technology, JNTUH, Telangana, 501510, INDIA.

Phone no : (+91) 9052001390

E-mail: gchaitra.kiran@gmail.com

History
- Submission Date: 06-06-2018;
- Review completed: 06-07-2018;
- Accepted Date: 22-10-2018

DOI : 10.5530/pj.2019.1.11

Article Available online
http://www.phcogj.com/v11/i1

Copyright
© 2019 Phcog.Net. This is an open-access article distributed under the terms of the Creative Commons Attribution 4.0 International license.

INTRODUCTION

Cancer is continuing to be one of the leading causes of death in developing and even in developed countries. It is a proliferative disorder which involves transformation, proliferation, angiogenesis, dysfunction of apoptosis, invasion and metastasis. Owing to the disease burden of cancer enormous therapies have designed for treatment. Conventional chemotherapy treatment could cause adverse and toxic side effects on normal cells during the course of treatment and fails to serve the ultimate purpose of curing cancer. In recent years, great attention has been paid to the discovery of anticancer bioactive compounds of natural origin due to their ability to produce a health benefit with negligible side effects. Cancer chemoprevention by use of natural or synthetic substances and its prevention through dietary intervention has become an important issue. Flavonoids have important effects on cancer chemoprevention and chemotherapy. Flavonoids are a group of about 4000 naturally polyphenolic compounds, found universally in plant origin. According to the differences in functional groups and their relative positions of the 15-carbon skeleton (aglycons), flavonoids are classified into several subgroups including the following: flavone, flavanone, flavonol, isoflavonoid, anthocyanidin and chalcones.[1] Flavonoids are widely present in the genus Citrus (family Rutaceae).[2] Many mechanisms of action of flavonoids have been identified, including carcinogen inactivation, antiproliferation, cell cycle arrest, induction of apoptosis and differentiation, inhibition of angiogenesis, antioxidation and reversal of multidrug resistance or a combination of these mechanisms.[3]

Fruits by-products such as seeds, peels, stems, barks and leaves usually been thrown into an environment which causes serious disposal problem in food and agriculture industries. Therefore, extensive researches have been carried out worldwide in order to minimize the above stated problem. *Citrus sinensis* (Orange, Rutaceae) fruit peels are beneficial to human health. Orange peels have been used in food, drug and cosmetic products. However, the overall demand of orange peels is of insignificant as applications have not been widely explored and recognized. The major constituents of orange peels include flavonoids such as polymethoxy flavonoids; terpenoids, such as limenene and linalool. These

Cite this article: Shirisha G, Mandava K, Batchu UR, Thammana KR, Turpu VL. Antitumor and Antioxidant Effects of Flavonoid Fraction of *Citrus sinensis* peel Extract. Pharmacog J. 2019;11(1):57-63.

ISSN : 2454-2229 Impact Factor : 7.409 ICV : 76.2

SAT, OCT 05 2024 | 2:54:55 PM

(https://www.wjpls.org/)

World Journal of
Pharmaceutical and Life Sciences

(An ISO 9001:2015 Certified International Journal)

An International Peer Reviewed Journal for Pharmaceutical and Life Sciences

An Official Publication of Society for Advance Healthcare Research (Reg. No. : 01/01/01/31674/16)

nicus, Scientific Indexing Services (SIS), Indian citation Index (ICI), Directory of Research Journals Indexing, Scintific j

Enter Username

Enter Password

Forgot Password (https://www.wjpls.org/home/forgot)

Register (https://www.wjpls.org/home/register)

Login

Abstract

IN-VITRO EVALUATION OF ANTHELMINTIC ACTIVITY OF ETHANOLIC EXTRACT OF ALTERNANTHERA SESSILIS LINN

Mrinmay Das* and Yadgiri Phalguna

ABSTRACT

Alternanthera sessilis Linn. ('Joyweed'), a member of Amaranthaceae family is a weed and occurs in both wetlands and uplands on variety of soil types. Alternanthera sessilis is a popular leafy vegetable in Sri Lanka and also used as traditional medicine in China, India and Sri Lanka. The herb has been reported to be used as galactogogue, cholagogue, febrifuge and indigestion. The present study was aimed to investigation of the anthelmintic potential of crude ethanolic extract of Alternanthera sessilis Linn. on Indian earth-worm (Pheretima posthuma). Three concentrations (25, 50, 100 mg/ml) of each extract were studied in activity which involved the determination of time of paralysis (vermifuge) and time of death (vermicidal) of the worms. Albendazole in 25mg/ml concentration was included as standard reference and normal saline with 1% CMC as control. The ethanolic extracts exhibited significant anthelmintic activity at a concentration of 100 mg/ml. The present investigation confirms that, the ethno-medicinal claim of anthelmintic activity of this plant is genuine.

[Full Text Article] (https://www.wjpls.org/admin/assets/article_issue/44102019/1572486452.pdf) [Download Certificate] (https://www.wjpls.org/home/enter_manuscript_id/1570)

Insights in Biotechnology and Bioinformatics

Research Article

Anti-Atherosclerotic Activity of Polygonum Glabrum against High-Fat Diet Induced Atherosclerosis in Rats

Mihir Y Parmar*, Amreen B, Shravya B and Dinesh P

Department of Pharmacology, Bharat Institute of Technology, Jawaharlal Nehru Technological University, India

Abstract

Objective: Purpose of the current study was to assess the anti-atherosclerotic activity of Ethanolic Extract of Polygonum Glabrum (EEPG) against high-fat diet induced atherosclerotic changes in male wistar rats.

Procedure: The Procedure used for induction of atherosclerosis was high-fat diet for 28 days. Rats were divided into five groups (n=6). Group I served as normal. Group II serves as high-fat diet-treated group. Group III serves as standard treated with high-fat diet + Orilstat (50 mg/kg, PO). Group IV serves as low dose treated with high-fat diet + EEPG (200 mg/kg, PO). Group V serves as high dose treated with high-fat diet + EEPG (400 mg/kg, PO). The following parameters, High-Density Lipoprotein (HDL), Low-Density Lipoprotein (LDL), Total Cholesterol (TC), Very LDL (VLDL), Triglycerides (TG), Atherogenic Index (AI), Serum Glutamic Oxaloacetic Transaminase (SGOT), Serum Glutamic Pyruvic Transaminase (SGPT), Alkaline Phosphate (ALP) and body weight, were evaluated. Additionally oxidative stress parameters such as levels of Malondialdehyde (MDA), Reduced Glutathione (GSH) and activity of Superoxide Dismutase (SOD) and Catalase (CAT) and histopathological studies were performed.

Results: The results showed that EEPG at a dose of 200 mg/kg and 400 mg/kg exhibited significant decrease in, TG, TC, LDL-cholesterol (LDL-C), VLDL, AI, SGPT, SGOT, ALP and increase in HDL-Cholesterol, when compared to high-fat diet group. As well as significant decrease in, MDA content and increase in GSH, SOD and CAT activity when compared to high-fat diet group. Histopathological results are in accompaniment to above observations.

Conclusion: The experimental studies show that the EEPG both doses 200 mg/kg and 400 mg/kg, showed significant reduction in lipid profile and liver function parameters, improvement in pro oxidant: anti oxidant ratio and elevation in HDL Cholesterol. From the scientific study, it concluded that the plant extract showed anti-atherosclerotic activity and thus authenticates its traditional use in prescribed conditions of atherosclerosis.

Keywords: Atherosclerosis; Atorvastatin; High fat diet; Polygonum glabrum

Introduction

As per World Health Organization, Cardiovascular Diseases have been listed first among the major causes of worldwide for, mortality over 15 years. WHO data also indicate that in 2011, approximately 17.3 million people died worldwide as a result of CVD, most of which (80%) recorded in westernized countries. An alarming statistic indicates that this number could reach 23.6 million in 2030, if effective interventions will not have been proposed [1]. Among the main underlying causes of CVD development is atherosclerosis. The term, from Greek origin, consists in two parts: atherosis, characterized by fat accumulation accompanied by macrophages; and sclerosis, featured by fibrosis layer comprising smooth muscle cells, connective tissue and leukocyte [2].

Citation: Parmar MY, Amreen B, Shravya B, Dinesh P. Anti-Atherosclerotic Activity of Polygonum Glabrum against High-Fat Diet Induced Atherosclerosis in Rats. Insights Biotechnol Bioinforma. 2019; 1(1): 1002.

Copyright: © 2019 Mihir Y Parmar

Publisher Name: Medtext Publications LLC

Manuscript compiled: July 18th, 2019

***Corresponding author:** Mihir Y Parmar, Department of Pharmacology, Bharat Institute of Technology, Jawaharlal Nehru Technological University, Hyderabad, Telangana, India, Tel: +91 9638330050; E-mail: mihirparmar4uonly@yahoo.com

Atherosclerosis is a multifactorial, slow and progressive disease, endpoint of a series of highly specific molecular and cellular reactions in response to endothelial aggression that results in formation of atherosclerotic plaques in the blood vessels, affecting mainly the intima of medium and large-caliber arteries [2-4]. The incidence of atherosclerosis increases exponentially in adults over 45 years and is considered a non-modifiable disorder, although some studies have found atherosclerotic plaques in young adults, suggesting that this disorder can also occur earlier [5-12]. However, actually it is established that atherosclerosis is not a simple and inevitable degenerative consequence of aging, but an inflammatory condition that can be converted into a clinical and acute event caused by the rupture of the plaque and thrombus formation [13].

Antioxidant Function For many years it is known that natural products, especially those rich in polyphenol compounds show significant antioxidant properties. As for the genesis of atherosclerotic disease, cholesterol oxidation is a limiting step, it is to be expected that different metabolites present in natural products can play significant vasoprotective effects.

The main natural products antioxidant mechanisms of action are through ROS concentration decreasing or production blocking and lipid chain oxidation inhibiting [14]. Antioxidant protection is linked to reduction of lipoproteins oxidative change and lipid peroxidation prevention, since it is considered an atherosclerosis key event. The most antioxidants effects of natural products are attributed to phenolic compounds and their moderate consumption have additional benefits

© 2019 - Medtext Publications. All Rights Reserved.

INTERNATIONAL RESEARCH JOURNAL OF PHARMACY (IRJP)

PHYTOCHEMICAL EVALUATION AND IN-VITRO ANTIOXIDANT POTENTIAL OF WHOLE PLANT OF TANACETUM PARTHENIUM (L)

Deepthi Yada

Sivakkumar T.

Srinivas Nimmagadda

Keywords: Tanacetum parthenium, Antioxidant activity, DPPH, Nitric oxide scavenging activity, FRAP

ABSTRACT

In the current scenario, exploration is aimed at scrutinizing the phytochemicals for total phenol content, total Flavonoid estimation, antioxidant potentials obtained from natural origin. The study was focused on evaluation of antioxidant potential of various extracts of *Tanacetum parthenium* whole plant based on polarity. The total phenolic content and flavonoid content of Ethanolic extract of plant was found to be 32.91 ± 0.629 mg and 67.55 ± 1.170 mg of GAE and Quercetin equivalents respectively. Different *in-vitro* assays such as 2-2-diphenyl-1-picrylhydrazyl (DPPH) radical scavenging method, Nitric oxide scavenging activity and reducing power estimation were studied for the various plant extracts and measured spectroscopically. The Ethanolic extract of plant showed the highest antioxidant activity as measured by DPPH, nitric oxide scavenging activity with IC50 values of 197.543 ± 0.659 and 266.449 ± 0.761 respectively. A strong correlation was observed between antioxidant capacities and their total phenolic content indicated that phenolic compounds were a major contributor to antioxidant properties of plant extract. These results suggest that the Ethanolic extract of *Tanacetum parthenium* can constitute a promising new source of natural compounds with antioxidants ability.

PDF

PUBLISHED

07-05-2020

Recruit researchers Join for free Login

Article PDF Available

TOPIRAMATE INDUCED STEVENS-JOHNSONS SYNDROME (SJS) -A CASE REPORT

May 2019
DOI 10.21276/ijppdr.2019.9.2.7

Authors:

Shibnath Kamila
Bharat Institute of Technology

Swapna Kalla

Download full-text PDF | Download citation | Copy link

Citations (1) References (11)

Abstract

SJS is a relatively uncommon but potentially life-threatening cutaneous reaction that is most often drug-induced. Topiramate is an oral anticonvulsant, weak carbonic anhydrase inhibitor. A serious dermatologic side effect of topiramate is SJS observed in this case and very few cases has been published in the literature, other severe cutaneous reactions, exfoliative dermatitis have been well documented with topiramate use. This case report describes topiramate-induced SJS in a 24-year-old female patient from India. The patient came to the hospital with a complained of fever (101°F) of moderate grade with a burning sensation in the throat, swelling of both eyelids, erythematous rash on face, trunk and other parts of the body. The medical history revealed that she was apparently normal until one month ago, then she developed a headache since one-month duration, diagnosed as migraine and treated with topiramate (25 mg) and naproxen (500 mg) tablets. It was suspected one of the latrogenic type-SJS might be induced by topiramate and was discontinued. After discontinuing topiramate, supportive care and treatment for SJS minimizing the skin lesion and gradually improve the clinical condition. The Naranjo adverse drug reaction causality assessment scale, obtained a score of 6, was calculated indicating that Stevens-Johnson syndrome (SJS) was probably associated with the use of topiramate.

Discover the world's research

- 25+ million members
- 160+ million publication pages
- 2.3+ billic citations

Join for free

Sponsored videos

Public Full-text (1)

Content uploaded by Shibnath Kamila Author content
Content may be subject to copyright.

e-ISSN: 2249-

Nephroprotective and Antioxidant Potential of Ethanolic Extract of Flowers of Cassia Siamea against Gentamicin Induced Nephrotoxicity

Mihir Y Parmar*, Mounika B, Sindhuja S and Dinesh Pore

Bharat Institute of Technology, Mangalpally, Jawaharlal Nehru Technological University, Hyderabad, Telangana, India

Submission: March 15, 2019; **Published:** May 16, 2019

***Corresponding author:**Dr Mihir Y Parmar, Professor Pharmacology, India

How to cite this article: Mihir Y Parmar, Mounika B, Sindhuja S, Dinesh Pore. Nephroprotective and Antioxidant Potential of Ethanolic Extract of Flowers of Cassia Siamea against Gentamicin Induced Nephrotoxicity. JOJ uro & nephron. 2019; 6(4): 555693. DOI: 10.19080/JOJUN.2019.06.555693 (http://dx.doi.org/10.19080/JOJUN.2019.06.555693)

Go to

Abstract

To investigate the nephroprotective and antioxidant activity of Ethanolic extract of Cassia Siamea (EECS) against Gentamicin (100 mg/kg, p.o. for 7 days) induced kidney damage in rats. Rats were pretreated with EECS (250 and 500 mg/kg, p.o) 30 min prior to Gentamicin ingestion for seven days. The extent of defense was measured using levels of serum enzymes like creatinine, uric acid and blood urea nitrogen (BUN). Additionally, oxidative stress parameters such as levels of Malondialdehyde (MDA), reduced glutathione (GSH) and activity of superoxide dismutase (SOD) and catalase (CAT) along with histological evaluation of kidney sections was carried out to shore up the induction of kidney scratch and nephroprotective potential. The substantially elevated kidney weight and serum enzyme levels of creatinine, uric acid and BUN. Oxidative stress parameters MDA, GSH levels and SOD, CAT activities were found to be restored towards normalization by EECS comparable with silymarin standard. Pathological changes were in same road supports finding of biochemical evidences of nephroprotection. The total phenolic content and the total flavonoid content of the extract were 21.55 ± 2.54 mg catechol equivalent/g and 24.50 ± 2.00 mg quercetin equivalent/g respectively. EECS possess an extremely hopeful antioxidant and nephroprotective potential against Gentamicin induced kidney damage.

Keywords: Antioxidant; Gentamicin; Kidney; Nephroprotective; Oxidative Stress; Silymarin

Go to

Introduction

Kidney crash is a medical event in which the kidneys fall short to adequately filter toxins and waste products from the blood. There are two forms one is acute and other is chronic; a number of other diseases or health problems may cause either form of renal failure to occur. Chronic kidney disease attacks the kidneys slowly and progressively over a period of time. It can take years for the harm to these organs to be noticeable because there are no symptoms, which is why the disease is often called the "silent killer" [1].

Nephrotoxicity is caused by class of drugs or xenobiotics like anticancer drug cisplatin and amino glycoside antibiotics are the chief culprit for approximately 20-40% of all acute renal failure cases in intensive care units [2]. Gentamicin is widely used aminoglycoside antibiotics against gram-negative bacteria infections [3]. About 30-35% of the patients, undergone gentamicin treatment for more than seven days, shows signs and symptoms of kidney toxicity [4]. The cellular and molecular mechanism/s of Gentamicin-induced nephrotoxicity is not clearly understood. However Reactive oxygen species (ROS) have important role in pathological mechanisms of Gentamicin- induced acute renal failure. Production as well as amassing of ROS resulted in induction of apoptosis, tubular necrosis and increased infiltration of leukocyte [5]. This Gentamicin-induced acute renal failure is clinically characterized by an increase in serum creatinine and uric acid levels and urea nitrogen, a reduction in the glomerular filtration rate (GFR) and urine osmolality [6].

There are many natural products such as plant and traditional herbal formulation available for the protective effect on kidney against damage induced by toxin and drugs. More than 600 commercial herbal products with claimed nephroprotective role are being sold in all over the world. Around 170 phytoconstituents isolated from 110 plants belonging to 55 families have been reported to show nephroprotective role. However, only a small proportion of nephroprotective plants as well as formulations used in traditional medicine are pharmacologically evaluated for their safety and efficacy [7-8].

Renal involvement has also been involved in many cardiovascular diseases, such as diabetes mellitus and regarding the im pact of kidney lesions in diabetic nephropathy [9]. In addition, it is becoming highly risk factor to use synthetic drug because of their adverse drug reaction, toxicity and drug-drug interact. Therefore, scientists are fascinated for new herbal molecule with good safety and effective profile. Researches in their previous reports reported that plants possessing polyphenolic compounds, flavonoids and tannins are useful as antioxidants and further it acts as organ protectant [10]. Cassia siamea (family: bignoniaceae) commonly known as African tulip tree. Cassia siamea is useful as a diuretic, anti-inflammatory, antimalarial, anti-HIV and diabetic. The plant possesses quercetin caffeic acids, oleanolic acid, steroids, polyphones, flavonoids, tannins and cardiac glycosides. Herbs are reported to contain phenolic compounds these phenolic components are known as antioxidants. Keeping this in mind Present study was designed to evaluate the antiox- idant, and nephroprotective activity of Ethanolic extract of flowers of Cassia siamea [11-12].

Go to

Experimental Procedures

Plant Material (Plant Material)

Flowers of Cassia siamea used were collected from Chitoor district of Andhra pradesh. The plant was taxonomically identified and authenticated by Dr. Madhav shetty, Department of Botany, Sri Venkateswara University, Tirupathi where the voucher specimen for the same is conserved under the reference number MB-01.

Analytical Method Development and Validation for the Simultaneous Estimation of Sumatriptan and Naproxen by RP-HPLC Method

Author(s): Maddi Phanisri*, H Padmalatha, Kandula Thanuja and Sunkara Namratha

Abstract: High performance liquid chromatography is at present one of the most sophisticated tool of the analysis. The estimation of Sumatriptan and Naproxen was done by RP-HPLC. The Phosphate buffer was pH 3.0 and the mobile phase was optimized with consists of Methanol: Phosphate buffer mixed in the ratio of 70:30 % v/ v. Inertsil C18 column (4.6 x 150mm, 5 m) or equivalent chemically bonded to porous silica particles was used as stationary phase. The detection was carried out using UV detector at 260 nm. The solutions were chromatographed at a constant flow rate of 0.8 ml/min. the linearity range of Sumatriptan and Naproxen were found to be from 100-500 g/ml of Sumatriptan and 1-5 g/ml of Naproxen. Linear regression coefficient was not more than 0.999. The values of % RSD are less than 2% indicating accuracy and precision of the method. The percentage recovery varies from 98-102% of Sumatriptan and Naproxen. LOD and LOQ were found to be within limit. The results obtained on the validation parameters met ICH and USP requirements .it inferred the method found to be simple, accurate, precise and linear. The method was found to be having suitable application in routine laboratory analysis with high degree of accuracy and precision.

PAGES: 1238-1261 | 31 VIEWS 59 DOWNLOADS

(download.php?file=ijpbsadmin/upload/ijpbs_5deb8b5f05351.pdf&iid=2002)

How To Cite this Article:

Maddi Phanisri*, H Padmalatha, Kandula Thanuja and Sunkara Namratha. Analytical Method Development and Validation for the Simultaneous Estimation of Sumatriptan and Naproxen by RP-HPLC Method. 2019; 9(3): 1238-1261.

Publisher Address:

JP Research Publications (www.jppublications.com)

International Journal of Pharmacy and Biological Sciences (IJPBS)

Available online on 30.08.2019 at

JDDT

Journal of Drug Delivery and Therapeuti

Open Access to Pharmaceutical and Medical Research

© 2011-18, publisher and licensee JDDT. This is an Open Access article which permits unr non-commercial use, provided the original work is properly cited

Open Access

Formulation, Characterization and *In-Vitro* Evaluation of Fa Oral Films of Cetirizine HCl

Y. Phalguna*[1], Haritha Pasupulati[1], Sandhya Rudra[2]

[1] Bharat Institute of Technology, Mangalpally(V), Ibrahimpatnam(M), R.R-Dist-501510.Telangana, India.

[2] Bharat school of Pharmacy, Mangalpally(V), Ibrahimpatnam(M), R.R-Dist-501510.Telangana, India.

ABSTRACT

The predominant goal of this work is to formulate and evaluate Cetirizine HCl ODF's the usage of Sod superdisintegrant, Sodium alginate as polymer and Glycerol as plasticizer. Films were prepared by way of Solver for thickness, folding endurance, percentage elongation, floor pH and disintegration time. The consequences with 17.5% combo of polymer and plasticizer was determined to be optimized. The three special formulatior pictures were organized via solvent casting technique the usage of sodium alginate as polymer, SSG as disinteg Menthol was once used as cooling agent along with aspartame as sweetener and citric acid as a style overlayi with presence of superdisintegrant and combo of polymer, plasticizer confirmed first-rate results.

Keywords: Cetirizine HCl, Oral thin film, superdisintegrant, polymer, plasticizer

Article Info: Received 11 July 2019; Review Completed 17 August 2019; Accepted 21 August 2019; Ava

Cite this article as:

Phalguna Y, Pasupulati H, Rudra S, Formulation, Characterization and *In-Vitro* Evaluation o Cetirizine HCl, Journal of Drug Delivery and Therapeutics. 2019; 9(4-A):122-125

***Address for Correspondence:**

Dr. Y. Phalguna, Associate Professor, Dept.of Pharmaceutics, Bharat Institute of Technology, Mangalpally(V), Ibra Telangana, India. Pincode: 501510

INTRODUCTION

Fast dissolving oral motion pictures (FDOFs) are the most advanced structure of oral solid dosage shape due to more flexibility and comfort. It improves the efficacy OF APIs with the aid of dissolving inside minute in oral cavity after the contact with saliva besides chewing and no want of water for administration[1]. It gives speedy absorption and on the spot of application. It then hastily di release the medicinal drug for with formula modifications, dissolving aspects permit for ga be achieved when swallowed. Tl of an outermost layer of strat Below this lies a basement m accompanied via the submucosa

EUROPEAN JOURNAL OF BIOMEDICAL AND PHARMACEUTICAL SCIENCES
http://www.ejbps.com
ISSN 2349-8870
Volume: 6
Issue: 7
143-148
Year: 2019

ORAL DISINTEGRATING TABLETS(ODTS): A REVIEW

Haritha Pasupulati*[1], Y. Phalguna[1], Sandhya Rudra[2]

[1]Bharat Institute of Technology, Mangalpally(V), Ibrahimpatnam(M), R.R-Dist-501510.
[2]Bharat School of Pharmacy, Mangalpally(V), Ibrahimpatnam(M), R.R-Dist-501510.

***Corresponding Author: Haritha Pasupulati**
Bharat Institute of Technology, Mangalpally(V), Ibrahimpatnam(M), R.R-Dist-501510.

Article Received on 07/05/2019 **Article Revised on 28/05/2019** **Article Accepted on 19/06/2019**

ABSTRACT
Recently ODT terminology has been approved by United States Pharmacopoeia, British Pharmacopoeia, and Centre for Drug Evaluation and Research (CDER). US FDA defined ODT tablets as "A solid dosage form containing medicinal substances which disintegrates rapidly usually within a matter of seconds, when placed upon the tongue. The newest generation of ODTs can produce more robust, versatile tablets that overcome some of the limitations of earlier ODTs. The performance of ODTs depends on the manufacturing technology and the most necessary property of such a dosage form is the ability of rapidly disintegrating and dispersing or dissolving in the saliva, thereby obviating the need for water intake. Disintegrates are substances or mixture of substances added the drug to the formulation that facilitates the breakup or disintegration of tablets or capsule content into smaller particles that dissolve more rapidly than in the absence of disintegrates. Examples of superdisintegrants are croscarmellose, crosspovidone, sodium starch glycolate which represent example of cross linked cellulose.

KEYWORDS: Orally disintegrating tablets, super disintegrates, Drug delivery systems.

INTRODUCTION

Drug delivery systems (DDS) are a strategic tool for expanding markets/indications, extending product life cycles and generating opportunities. DDS has made a significant contribution to global pharmaceutical sales through market segmentation, and are moving rapidly. Orally disintegrating tablets (ODT) are oral solid dosage forms that disintegrate in the oral cavity in easy swallow residue. Orally disintegrating tablets are also known as "Mouth dissolving tablets", "Orodispersible tablets", "Melt- in-mouth Fast dissolving drug delivery, Rapimelts tablets, Porous tablets, Quick dissolving tablets"[2] etc.

Recently ODT terminology has been approved by United States Pharmacopoeia, British Pharmacopoeia, and Centre for Drug Evaluation and Research (CDER). US FDA defined ODT tablets as "A solid dosage form containing medicinal substances which disintegrates rapidly usually within a matter of seconds, when placed upon the tongue". European pharmacopoeia also adopted the term Orally disintegrating tablet as a tablet that is to be placed in the mouth where it disperses, rapidly before swallowing despite various terminologies used. Recently, ODT have started gaining popularity and acceptance as new drug delivery systems, because they are easy to administer and lead to better patient compliance especially in elderly and children. In order to allow fast dissolving tablets to dissolve in the mouth, they are made of either very porous or soft molded matrices or compressed into tablets with very low compression force, which makes the tablets friable and/or brittle, which are difficult to handle, often requiring specialized peel-off blister packaging.[3-6]

Along with the rapid market growth of ODT products, the technologies, too, have advanced considerably over the years. The newest generation of ODTs can produce more robust, versatile tablets that overcome some of the limitations of earlier ODTs. Companies such as Eurand can produce pleasant tasting tablets, overcoming the common problem of poor drug taste compromising the benefits of an ODT. In addition, some companies is developing controlled release ODTs, significantly broadening the applications of this dosage form. A key reason that companies choose an ODT over other delivery technologies is that it is a relatively easy and often less risky delivery option to develop. Since the route of administration remains the same, ODTs that are formulated as bioequivalent line extensions or generic versions of an existing oral dosage form have minimal clinical requirements to gain approval.[7]

World Inventia Publishers

Journal of Pharma Research
http://www.jprinfo.com/

Vol. 8, Issue 6, 2019 ISSN: 2319-5622 USA CODEN: JPROK3

Research Article

FORMULATION, CHARACTERIZATION AND INVITRO EVALUATION OF ISONIAZID MICROSPHERES

Y. Phalguna *, K. Likhitha Purna, N. Shirisha, S. Akhia, B. Prashanthi
Bharat Institute of Technology, Mangalpally (V), Ibrahimpatnam (M), R.R. Dist., Telangana - 501510. INDIA.

Received on: 12-05-2019; Revised and Accepted on: 23-06-2019

ABSTRACT

The aim of present work is to investigate the possibility of obtaining a prolonged, relatively constant effect of isoniazid microspheres by using HPMC and egg albumin as carriers. The present study was aimed to develop and evaluate microspheres of isoniazid (INH) in different drug to polymer ratios using emulsification heat stabilization method. In-vitro drug release studies were performed using the shaking flask method. FTIR studies showed that there was no chemical interaction between the drug and polymers. Scanning electron microscopy showed the microspheres having a spherical structure. Prepared microspheres were characterized for particle size, zeta potential and in-vitro drug release studies. Microspheres showed the particle size of about 70% was in size range of 178.1 nm and zeta potential found to be -49.2 mV. Formulation INH3 showed prolongs drug release. In the present study a satisfactory attempt was made to develop micro particulate drug delivery system of INH with improved bioavailability, efficient targeting and dose reduction.

KEYWORDS: *Microspheres, Isoniazid, Zetapotential, Particle size Analysis, Shaking flask method.*

INTRODUCTION

Oral route drug administration is by far the most preferable route for taking medications. However, their short circulating half-life and restricted absorption via a defined segment of intestine limits the therapeutic potential of many drugs. Such a pharmacokinetic limitation leads in many cases to frequent dosing of medication to achieve therapeutic effect. Rational approach to enhance bioavailability and improve pharmacokinetic and pharmacodynamics profile is to release the drug in a controlled manner and site specific manner. Microspheres are small spherical particles, with diameters 1 µm to 1000 µm [1]. They are spherical free flowing particles consisting of proteins or synthetic polymers which are biodegradable in nature. There are two types of microspheres; microcapsules and micrometrics, which are described as, Microcapsules are those in which entrapped substance is distinctly surrounded by distinct capsule wall. and micrometrics in which entrapped substance is dispersed throughout the matrix. Microspheres are sometimes referred to as microparticles [2]. Microspheres can be manufactured from various natural and synthetic materials. Microsphere plays an important role to improve bioavailability of conventional drugs and minimizing side effects [3].

Isoniazid is Anti tubercular agent, fatty acid synthesis inhibitor. It containing pyridine ring bearing a carboxylic acid group [4]. The plasma half life of INH in patients with normal renal and hepatic function ranges from 1-6 hours [5] depending on the metabolism from 50% to 70% of a dose of isoniazid is excreted in urine within 24 hours, mostly as metabolites [6].

MATERIALS AND METHODS

INH& HPMC was purchased from Labo chem., Pune. India. Di-sodium hydrogen phosphate, potassium dihydrogen phosphate, acetone, diethyl ether, tween-80 and span-80 were obtained as a gift sample from A.R. Loba Chemical Pvt. Ltd. Mumbai. All other chemicals used were of L.R. grade.

Preparation of micro-spheres of Isoniazid by emulsification heat stabilizing method:

300mg of isoniazid (INH) and polymer (HPMC) were dissolved in 20 ml of deionised water and added 5ml of egg albumin solution, 0.1% of Tween 80, stirring it for 30 min. The prepared solute on was used as aqueous phase. The oil phase was prepared by mixing 20 ml of sunflower oil and 5ml of diethyl ether with 1% span80 (as emulsifier) and stirred it for 20 mins at 8001000rpm on magnetic stirrer [7].

The primary emulsion was prepared by adding the oil phase drop wise to the aqueous phase stirred it for 30 mins at 800to1000 rpm.The prepared primary emulsion was added to preheated (65 to 70oC) sunflower oil (80 ml) by using 21 No. needle and stirred it 100to1200 rpm for 2 hrs till the Solidification of microspheres formed. The suspension was then

*** Corresponding author:**
Dr. Y. Phalguna
HOD, Dept.of Pharmaceutics
Bharat Institute of Technology, Mangalpally (V),
Ibrahimpatnam (M), R. R. Dist., Telangana – 501510.
** E-Mail: yphalgun@gmail.com*

DOI:

© 2012, JPR. All Rights Reserved

Nephroprotective Potential of Ethanolic Extract of Barks of Tricholepis Glaberrima Against Gentamicin Induced Nephrotoxicity

Mihir Y Parmar*[1], Sindhuja S[2], Mounika B[3] and Dinesh Pore[4]

Bharat Institute of Technology, Jawaharlal Nehru Technological University, India

Submission: April 08, 2019;**Published:** May 08, 2019

***Corresponding author:** Mihir Y Parmar, Bharat Institute of Technology, Jawaharlal Nehru Technological University, Hyderabad, Telangana, Indiae

How to cite this article: Mihir Y Parmar, Sindhuja S, Mounika B, Dinesh Pore. Nephroprotective Potential of Ethanolic Extract of Barks of Tricholepis Glaberrima Against Gentamicin Induced Nephrotoxicity. J of Pharmacol & Clin Res. 2019; 7(1): 555708. DOI: 10.19080/JPCR.2019.07.555708 (http://dx.doi.org/10.19080/JPCR.2019.07.555708)

Go to

Abstract

To scrutinize the nephroprotective potential of Ethanolic Extract of Tricholepis Glaberrima (EETG) against Gentamicin (100mg/kg, i.p. 7 days) induced kidney damage in rats. All rats were pre-treated with EETG (200 & 400mg/kg, p.o) 30min prior to Gentamicin administration for consecutive 7 days. After the last dosing of seventh day after 24 h Serum was analyzed for biochemical parameters. There was no morbidity and mortality observed throughout the study. EETG was found not toxic to the experimental animals up to the dose of 4g/kg. The degree of protection was deliberate using levels of serum enzymes like creatinine, uric acid and Blood Urea Nitrogen (BUN). Protection on Liver can be measured by Liver Function Test Parameters such (LFTs); as Serum Glutamate Oxaloacetate Transaminase (SGOT); Serum Glutamate Pyruvate Transaminase (SGPT) and Alkaline Phosphatase (ALP); Oxidative stress parameters such as levels of Malondialdehyde (MDA); reduced glutathione (GSH); Superoxide Dismutase (SOD); Catalase (CAT) along with histological evaluation of kidney sections as a supplementary data for induction of kidney scratch and nephroprotective potential. The substantially elevated physical parameters such as kidney weight and biochemical parameters; serum enzyme levels of creatinine, uric acid and BUN as well as LFTs parameters in Gentamicin treated animals were observed as compared to control. Oxidative stress parameters MDA, GSH levels and SOD; CAT activities and all above biochemical parameters were found to be restored towards normalization by EETG comparable with silymarin standard. Pathological changes were in same line to supports finding of biochemical evidences of nephroprotection. EETG possess a remarkable nephroprotective potential against Gentamicin induced kidney damage as evidenced by physical, biochemical and histological observation.

Keywords: Antioxidant; Gentamicin; Kidney; Liver; Nephroprotective; Oxidative stress; Silymarin

Abbreviations: BUN: Blood Urea Nitrogen; SGOT: Serum Glutamate Oxaloacetate Transaminase; SGPT; Serum Glutamate Pyruvate Transaminase; ALP: Alkaline Phosphatase; MDA: Malondialdehyde; GSH : Reduced Glutathione; SOD: Superoxide Dismutase; RO: Reactive Oxygen species; IAEC: Institutional Animal Ethics Committee; EETG: Ethanolic Extract Of Tricholepis Glaberrima; GFR :Glomerular Filtration Rate; LFTs : Liver Function Test; DMCT : Dunnett's Multiple Comparison Test; ROS: Reactive Oxygen Species ; GFR: Glomerular Filtration Rate ; SGOT: Serum Glutamate Pyruvate Transaminase

Go to

Introduction (Introduction)

Kidney crash is a medical event in which the kidneys fall short to adequately filter toxins and waste products from the blood. There are two forms one is acute and other is chronic; a number of other diseases or health problems may cause either form of renal failure to occur. Chronic kidney disease attacks the kidneys slowly and progressively over a period of time. It can take years for the harm to these organs to be noticeable because there are no symptoms, which is why the disease is often called the "silent killer" [1].Nephrotoxicity is caused by class of drugs or xenobiotics like anticancer drug cisplatin and amino glycoside antibiotics are the chief culprit for approximately 20-40% of all acute renal failure cases in intensive care units [2]. Gentamicin is widely used aminoglycoside antibiotics against gram-negative bacteria infections [3]. About 30-35% of the patients, undergone gentamicin treatment for more than seven days, shows signs and symptoms of kidney toxicity [4]. The cellular and molecular mechanism/s of Gentamicin-induced nephrotoxicity is not clearly understood. However Reactive oxygen species (ROS) have important role in pathological mechanisms of Gentamicin-induced acute renal failure. Production as well as amassing of ROS resulted in induction of apoptosis, tubular necrosis and increased infiltration of leukocyte [5]. This Gentamicin-induced acute renal failure is clinically characterized by an increase in serum creatinine and uric acid levels and urea nitrogen, a reduction in the glomerular filtration rate (GFR) and urine osmolality [6]. There are many natural products such as plant and traditional herbal formulation available for the protective effect on kidney against damage induced by toxin and drugs. More than 600 commercial herbal products with claimed nephroprotective role are being sold in all over the world. Around 170 phytoconstituents isolated from 110 plants belonging to 55 families have been reported to show nephroprotective role. However, only a small proportion of nephroprotective plants as well as formulations used in traditional medicine are pharmacologically evaluated for their safety and efficacy [7-8]. Renal involvement has also been involved in many cardiovascular diseases, such as diabetes mellitus and regarding the impact of kidney lesions in diabetic nephropathy [9]. In addition, it is becoming highly risk factor to use synthetic drug because of their adverse drug reaction, toxicity and drug-drug interact. Therefore, scientists are fascinated for new herbal molecule with good safety and effective profile. Researches in their previous reports reported that plants possessing polyphenolic compounds, flavonoids and tannins are useful as antioxidants and further it acts as organ protectant [10]. Keeping this consideration in view, we found a medium sized tree, namely Tricholepis Glaberrima of family Asteraceae commonly known as "Brahmadanda", which is planted in gardens and avenues, and reported to be useful as diuretic, anti-inflammatory, antedate, enemas, antisecretolytic, antiparasitic, antimalarial, anti-HIV and diabetic. It is further reported that the plant is useful in the treatment of kidney diseases, herpes, stomachache, urethral inflammations and fungal skin diseases. The literature survey of this plant revealed that this plant possesses quercetin caffeic acids, oleanolic aced, steroids, polyphones, flavonoids, tannins and cardiac glycosides. Herbs are reported to contain phenolic compounds these phenolic components are known as antioxidants, are reported to have organ protective properties [11-12]. Hence in our scientific study an effort was made find out nephroprotective potential of Ethanolic extract of bark of *Tricholepis Glaberrima* against Gentamicin induced nephrotoxicity in rat.

Go to

Download citation | Copy link

Article | PDF Available

Efficacy and Pattern of Antibiotic Usage Among Patients with Cirrhosis and/or Chronic Liver Disease in Telangana, India

Exploratory Research and Hypothesis in Medicine

May 2020 5(3):97-102

DOI: 10.14218/ERHM.2020.00033

License CC BY-NC 4.0

Authors:

Shibnath Kamila
Bharat Institute of Technology

Gurunath Surampalli

Nimmagadda Srinivas

Sethu Babu
Krishna Institute Of Medical Sciences University

Show all 9 authors

Citations (1) References (31) Figures (4)

Abstract and Figures

Background and objectives The most common Gram-negative bacteria, such as enteric bacilli, Escherichia coli and Klebsiella pneumoniae, and Gram-positive bacteria, such as Streptococcus spp., are seen in patients suffering from cirrhosis and/or chronic liver diseases. The objective of this prospective observational study was to compare the efficacy and pattern of antibiotic use in patients with bacterial translocation. Methods This 10-month study was conducted at the Gastroenterology Department of the KIMS hospital, Telangana, India. The patients were more than 18 years of age (n = 60) and diagnosed with liver cirrhosis and/ or chronic liver diseases. All data was analyzed statistically, at a significance threshold of $p < 0.05$. Results Among the 60 patients, the Child-Pugh-Turcotte scores were A in 30%, B in 35% and C in 14%. White blood cell count was reduced from 12,620 ± 1,266 (before treatment) to 8,385 ± 944 (after treatment with antibiotics; $p < 0.05$). Serum glutamic pyruvic transaminase values were reduced from 360.1 ± 87.3 (before treatment) to 141.9 ± 37.9 (after treatment with antibiotics therapy ($p < 0.001$), whereas serum bilirubin values were reduced from 6.064 ± 0.91 (Before treatment) to 3.514 ± 0.44 (after treatment with antibiotics therapy; $p < 0.0001$). The mortality rate was 6.6 %, i.e. only 4 patients died post-treatment. It was also observed that meropenem was prescribed in the majority of cases and norfloxacin was the least prescribed of all antibiotics. Conclusions Our study suggests that antibiotic treatment might be effective for patients suffering with cirrhosis or chronic liver diseases with improved life expectancy.

Depiction of changed levels ... | Analysis of class A, B, and C... | Pattern and types of antibiotics... | Baseline characteristics...

Figures - available via license: Creative Commons Attribution-NonCommercial 4.0 International

Content may be subject to copyright.

Discover the world's research

- 25+ million members
- 160+ million publication pages
- 2.3+ billic citations

Join for free

Publisher Full-text (1) Public Full-text (1)

Access to this full-text is provided by Xia & He Publishing Inc..

Content available from Exploratory Research and Hypothesis in Medicine

This content is subject to copyright.

ISSN : 2454-2229 NEW Impact Factor : 7.409 ICV : 76.2

SAT, OCT 05 2024 | 3:10:58 PM

(https://www.wjpls.org/)

World Journal of Pharmaceutical and Life Sciences

(An ISO 9001:2015 Certified International Journal)

An International Peer Reviewed Journal for Pharmaceutical and Life Sciences

An Official Publication of Society for Advance Healthcare Research (Reg. No. : 01/01/01/31674/16)

(WJPLS) has indexed with various reputed international bodies like : Google Scholar, Index Copernicus, Scientific Inde

Enter Username

Enter Password

Forqot Password (https://www.wjpls.org/home/forgot)

Register (https://www.wjpls.org/home/register)

Login

Abstract

IN-VITRO EVALUATION OF ANTHELMINTIC ACTIVITY OF ETHANOLIC EXTRACT OF ALTERNANTHERA SESSILIS LINN

Mrinmay Das* and Yadgiri Phalguna

ABSTRACT

Alternanthera sessilis Linn. ('Joyweed'), a member of Amaranthaceae family is a weed and occurs in both wetlands and uplands on variety of soil types. Alternanthera sessilis is a popular leafy vegetable in Sri Lanka and also used as traditional medicine in China, India and Sri Lanka. The herb has been reported to be used as galactogogue, cholagogue, febrifuge and indigestion. The present study was aimed to investigation of the anthelmintic potential of crude ethanolic extract of Alternanthera sessilis Linn. on Indian earth-worm (Pheretima posthuma). Three concentrations (25, 50, 100 mg/ml) of each extract were studied in activity which involved the determination of time of paralysis (vermifuge) and time of death (vermicidal) of the worms. Albendazole in 25mg/ml concentration was included as standard reference and normal saline with 1% CMC as control. The ethanolic extracts exhibited significant anthelmintic activity at a concentration of 100 mg/ml. The present investigation confirms that, the ethno-medicinal claim of anthelmintic activity of this plant is genuine.

[Full Text Article] (https://www.wjpls.org/admin/assets/article_issue/44102019/1572486452.pdf) [Download Certificate] (https://www.wjpls.org/home/enter_manuscript_id/1570)

ASIAN JOURNAL OF PHARMACEUTICAL AND CLINICAL RESEARCH

INNOVARE ACADEMIC SCIENCES
Knowledge to Innovation

Online - 2455-3891
Print - 0974-2441

Vol 11, Special Issue 4, 2018

Research Article

METHOD DEVELOPMENT AND VALIDATION OF LOPINAVIR IN TABLET DOSAGE FORM USING REVERSED-PHASE HIGH-PERFORMANCE LIQUID CHROMATOGRAPHY

SUNKARA NAMRATHA[1], VIJAYALAKSHMI A[2]*

[1]Department of Analysis, Bharat Group of Institutions, Ibrahimpatnam, Hyderabad, India. [2]School of Pharmaceutical Sciences, Vels Institute of Science, Technology and Advanced Studies, Pallavaram, Chennai, Tamil Nadu, India. Email: avijibaskaran@gmail.com

Received: 10 October 2018, Revised and Accepted: 11 December 2018

ABSTRACT

Objective: Reversed-phase high-performance liquid chromatographic method (RP-HPLC) was developed for the assessment of lopinavir in the dosage form of tablet.

Methods: Chromatogram was run through using Kromosil C_{18} 4.5×150 mm using a mobile phase methanol: water of ratio 65:35% v/v with a rate of flow of 0.8 ml/min, measured by UV spectrometric detection at 265 nm. The method developed was validated in terms of precision, accuracy, linearity, and robustness parameters.

Results: Retention time of lopinavir established at 2.482 min and percentage R.S.D of lopinavir found to be 1.0% and 0.5%, respectively. The method shows that good linearity range of 30–150 µg correlation coefficient of lopinavir was 0.997. The limit of detection was 2.97 and limit of quantification was 9.92, respectively. The percent purity of lopinavir was 99.87%.

Conclusion: The suggested method (Rp-HPLC) for concurrent assay lopinavir was validated, which is appropriate method for the analysis of lopinavir quantitatively in tablet dosage forms and bulk.

Key words: Validation, Method development, Lopinavir, Reversed-phase high-performance liquid chromatography.

© 2018 The Authors. Published by Innovare Academic Sciences Pvt Ltd. This is an open access article under the CC BY license (http://creativecommons.org/licenses/by/4.0/) DOI: http://dx.doi.org/10.22159/ajpcr.2018.v11s4.31715

INTRODUCTION

The selected drug lopinavir is a white to light (tan) powder, in water practically insoluble, but in methanol, it is freely soluble [1]. It is an anti-HIV, anti-infective, and antiretroviral agents [2]. Lopinavir inhibits the HIV viral protease enzyme. Detailed literature survey for the lopinavir determination in formulations and bulk drug revealed several methods that have been reported for the assay of it either alone or in combined dosage forms such as high-performance liquid chromatography (HPLC) [3-11] and UV spectrophotometric methods [12-17].

The development and validation of an analytical method is to ensure a specific, accurate, and precise method for a particular drug with an objective to enhance the conditions and parameters. From the literature survey that the reversed-phase HPLC (RP-HPLC) methods were not reported in the estimation of lopinavir. Thus, the present research paper describes the assessment of lopinavir by RP-HPLC method in tablet dosage form.

MATERIALS AND METHODS

Materials and instrumentation

Waters, separation module 2695, PDA detector Instrument with Kromosil C_{18} column 4.5×150 mm and HPLC - auto sampler - UV detector using Empower software version-2 and Lab India U.V double beam spectrometer of UV 3000+ model and U.V win software were used. HPLC grade water, methanol, acetonitrile, orthophosphoric acid, and KH_2PO_4, K_2HPO_4 were procured from Merck Enterprises, India.

Lead of solutions and reagents

Standard solution preparation

About 10 mg of standard sample was weighed accurately, added to a volumetric flask of 10 ml capacity, and added 7 ml of diluents, dissolved completely by sonication and with stock solution the volume made up to the mark. To a volumetric flask of 10 ml capacity, 0.9 ml of stock solution was added and the solution was diluted to the mark using diluents.

Preparation of sample solution

To a 10 ml volumetric flask added accurately weighed 10 mg equivalent of lopinavir capsule powder, 1 ml of diluents was added, dissolved completely by sonication and with stock solution the volume made up to the mark. 1 ml of the prepared stock solution stated above was added to a volumetric flask of 10 ml capacity, and using diluents, the solution was diluted up to the mark.

Methodology

The chromatographic system was injected with about 20 µL of the blank solution, sample solution, and standard solution each, and lopinavir peak area was calculated.

Process validation

The proposed HPLC process validated in accordance of the ICH guidelines with aspect to accuracy, linearity, precision, specificity, limit of quantification (LOQ), robustness, and limit of detection (LOD) [10].

Linearity

The standard stock solution for both the drugs prepared individually by diluting to obtain the five standard solutions in the concentration of linearity range of 30–150 µg for lopinavir. About 20 µl volume was injected and run under above referred chromatographic conditions. From the values of peak area versus the concentration (µg/ml), linear regressions of lopinavir were executed. Linearity was checked with correlation coefficient and calibration curve.

Connecting you to content on EBSCOhost

We found a match
Your institution may have access to this item. Find your institution then sign in to continue.

Title

Validation of Cefpodoxime proxetil and Ambroxol hydrochloride by reverse-phase high-performance liquid chromatographic method.

Authors

Namratha, Sunkara; Vijayalakshmi, A.

Abstract

Objective: A simple, accurate, precise reverse-phase high-performance liquid chromatographic method was developed for simultaneous estimation of Cefpodoxime proxetil and hydrochloride HCl in tablet dosage form. Methods: Chromatogram was run through Phenomenex C18 (250 × 4.6 mm, 5 ƒÊm) with a mobile phase consisting acetonitrile:methanol:water (30:30:40 v/v/v) at a flow rate 1 ml/min, 0.025M potassium dihydrogen phosphate as buffer, and pH 4.0 with orthophosphoric acid. UV-spectrometry detection was measured at 245 nm. The developed method was validated in terms of accuracy, linearity, precision, limit of detection (LOD), limit of quantification, and solution stability. Results: The retention time of Cefpodoxime and Ambroxol HCl was found to be 2.35 min and 4.37 min and % RSD of Cefpodoxime proxetil and Ambroxol HCl was found to be 1.02% and 0.28%, respectively. The described method shows good linearity range of 30.150 ƒÊg/ml Cefpodoxime proxetil and 20.100 ƒÊg/ml for Ambroxol HCl. The correlation coefficient of Cefpodoxime proxetil and Ambroxol HCl was 0.999 and 0.999. The LOD was found to be 2.97 ppm and 3.04 ppm and the limit of quantitation values were 10.1 ppm and 10 ppm, respectively. % assay was obtained as 99.6% and 101.4 % for Cefpodoxime proxetil and Ambroxol HCl. Conclusion: The results of the study showed that the proposed reverse-phase high-performance chromatographic method was simple, rapid, precise, and accurate which is useful in the routine determination of Cefpodoxime proxetil and Ambroxol HCl bulk drug and its pharmaceutical dosage form.

Subjects

REVERSE phase liquid chromatography; ACETONITRILE; DRUG dosage; DRUG tablets; DIHYDROGEN bonding

Publication

Drug Invention Today, 2018, Vol 10, Issue 2, p174

ISSN

Recruit researchers Join for free Login

Article

Study of a Drug (TLB) Containing Tridax procumbens, Lawsonia inermis and Bougainvillea spectabilis for the Effect of Analgesic, Antiinflamatory and Antipyretic Action in Rat

June 2018

DOI:10.2174/2215083804666180607104804

Authors:

Shibnath Kamila
Bharat Institute of Technology

K Sravani

Request full-text | Download citation | Copy link

To read the full-text of this research, you can request a copy directly from the authors.

Abstract

Background: Many plant extracts show a synergistic effect with each other or with modern drugs, the drugs from natural sources containing steroids, flavonoids, glycosides and terpenoid types of compounds having clinical importance for analgesic, anti-inflammatory and antipyretic action. Objective: The study was designed to evaluate the effective polyphyto admixture TLB for the analgesic, anti-inflammatory and antipyretic action using different animal model. Material methods: The test drug TLB was composed of Polyphyto formulation of Tridax procumbens, Lawsonia inermis and Bouganvillea spectabilis in four different proportion [TLB-I (1:1:1), TLB-II (1:1:2), TLB-III (2:1:1), and TLB-IV (1:2:1)]; tested for the analgesic activity by Hot plate and Tail immersion method, antiinflamatory activity was studied by using plethysmometer and antipyretic activity was studied by using rectal thermometer at a dose of 100 mg/kg po. Results: The result of test drug TLB produced statistically significant effect (<0.05) when it was studied in Hot plate and Tail immersion method, the inhibition of edema induced by carrageenan and reduced fever induced by Brewer's yeast at 100 mg/kg po administration when compared to the control groups. Conclusion: Direct crude drug combination of test group TLB containing Tridax procumbens, Lawsonia inermis and Bougainvillea spectabilis possesses significant analgesic, anti-inflammatory and antipyretic activity.

Discover the world's research

- 25+ million members
- 160+ million publication pages
- 2.3+ l citatic

Join for free

Sponsored videos

International Journal of Pharmacy and Biological Sciences
ISSN: 2321-3272 (Print), ISSN: 2230-7605 (Online)
IJPBS | Volume 8 | Issue 2 | APR-JUN | 2018 | 856-859
Research Article | Pharmaceutical Sciences | Open Access | MCI Approved | ज्ञान-विज्ञान विमुक्तये
|UGC Approved Journal |

EVALUATION OF ANTIEPILEPTIC ACTIVITY OF ETHANOL EXTRACT OF LEAVES OF GOSSYPIUM HERBACEUM IN MICE

Sumalatha G[1*] and Sreedevi A[2]

[1]Bharat Institute of Technology, Mangalpally, Rangareddy, Telangana
[2]Institute of Pharmaceutical Technology, Tirupati, Andhra Pradesh

*Corresponding Author Email: sumalatha2k@gmail.com

ABSTRACT

Aim: *The aim of the present study was to investigate antiepileptic activity of ethanol extract of Gossypium herbaceum (EEGH) in mice.* ***Method:*** *The antiepileptic activity of EEGH at 10, 30, and 100 mg/Kg, p.o. was evaluated by the convulsions induced in mice by maximum electroshock (MES), Pentylenetetrazole (PTZ) and Isoniazid (INH). Statistical analysis was carried out by one-way analysis of variance (ANOVA) followed by Dunnett's t test.* ***Results and Discussion:*** *In MES and PTZ methods, EEGH (10, 30, and 100 mg/Kg) inhibited convulsions significantly potent than Diazepam and Phenobarbitone sodium (PS). In INH method, EEGH delayed the onset of convulsions less potent than Diazepam.* ***Conclusion:*** *In Present investigation, EEGH showed significant dose-dependent antiepileptic effect potent than Diazepam and PS.*

KEY WORDS

Epilepsy, Pentylenetetrazole, Isoniazid

INTRODUCTION

Epilepsy is a serious neurological disorder, which does not have any boundaries such as age, race, social class or nationality. The incidence of the disease in developing countries is higher than that in developed countries and is reported to be 57 per 1000.

Drug therapy of epilepsy with currently available anti-epileptic drugs (AED) is associated with dose-related side effects and chronic toxicity that involves virtually every organ system. It can be well imagined that all the above-mentioned problems with the current AED therapy of epilepsy are more prevalent in underdeveloped countries due to lack of facilities for proper diagnosis, treatment and monitoring serum levels of AED.

Different types of epileptic seizures have varied susceptibility to currently available AED and on the whole approximately two thirds of the patients with epilepsy can have remission of seizures[1]. There is a pressing need for further research in the field of pharmacotherapy of epilepsy to find drugs with lesser adverse effects. Search for anti-epileptic agents has made man turn to alternative sources i.e., exploitation of medicinal plants.

Leaves of *Gossypium herbaceum* were reported to possess antiepileptic activity[2]. Hence, the present study was aimed to evaluate antiepileptic activity of ethanol extract of *Gossypium herbaceum* (EEGH) in mice.

MATERIALS AND METHODS

Plant Material

Leaves of *Gossypium herbaceum* were collected from Nellutla, Andhra Pradesh, India. It was identified and authenticated by Prof. V. S. Raju, department of Botany, Kakatiya University. The plant specimen was deposited at Kakatiya University Herbarium (KUW), Warangal with voucher number 1865.

Preparation of the extract

The fresh leaves of *Gossypium herbaceum* were collected and washed under running tap water. They

IOSR Journal Of Pharmacy www.iosrphr.org
(e)-ISSN: 2250-3013, (p)-ISSN: 2319-4219
Volume 8, Issue 6 Version. II (June 2018), PP. 01-10

The Effect of Alpha Crystallin on Diet Induced Hypercholstrolemic Rats

S. Nirmala Bharathi[1,2], R. Jayakumar[* 1,3]

1. *Bio-organic and Neurochemistry Laboratory, Central Leather Research Institute, Adyar, Chennai-600020, India*
2. *Department of Pharmaceutical Chemistry, Bharat Institute of Technology, Hydrabad, India*
3. *Department of Biomaterials and Advanced Drug Delivery Laboratory, Stanford Medicine, USA.*

Corresponding Author: S. Nirmala Bharathi1

Abstract: To explore the effect of bovine α-crystallin on high cholesterol diet-induced rats. Rats were divided into three groups (n=6 in each) control, hypercholesterolemic and α crystallin treated. The lipid profiles, antioxidant and membrane bound ATPase status of serum and various tissues were investigated in hypercholesterolemic rats and the effect of α-crystallin on defense systems. The results showed that there was a decrease in cholesterol, triglyceride level on α-crystallin treated hypercholesterolemic rats. Cholesterol enriched diet caused a significant increase in the lipid peroxide and free radical scavenging enzyme concentrations of serum, liver and heart. In addition, a significant decrease in glutathione (GSH) content, were found in serum, liver and heart. This study indicated that administration of α-crystallin may play an important role in suppressing oxidative stress, and thus, may be useful for the prevention of hypercholesterolemia.

Key Words: α-crystallin, Hypercholesterolemia, oxidative stress, lipid profile, Antioxidant, ATPase

Date of Submission: 30-05-2018 Date of acceptance: 16-06-2018

I. INTRODUCTION

Hypercholesterolemia is a well known risk factor in the development of atherosclerosis and subsequent coronary heart disease [1]. A diet of high lipids continuously cause hyperlipidemia[2], a condition is marked by an increase in total cholesterol, triglycerides, Low Density Lipoprotein-Cholesterol (LDL-C), and a decrease in High DensityLipoprotein-Cholesterol (HDL-C).[3] Hyperlipidemia increase the occurrence of atherosclerosis[4], one of factors that triggering cardiovascular disease, as hypertention; coronary heart[5] and stroke[6]. Oxidative stress has been prescribed as the main mechanism responsible for cardiovascular diseases while

hypercholesterolemia under oxidative stress could trigger the progression of atherosclerosis and abnormal lipid metabolism[7]. It has been reported that high levels of fat increase fat-mediated oxidative stress and decrease anti oxidative enzyme activity[8]. It also causes oxidative stress resulting in increased lipid peroxidation in multiple organs[9]. Antioxidants play a significant role in protecting living organism from the toxic effect of various chemicals by preventing free radical formation[10].

α-crystallin is a major lens protein in vertibrates. It is constituted by two subunits, the αA (acidic) and αB (basic). Both independent polypeptides have sequence similarity with the small heat shock protein family (sHsp) and are expressed in low quantities in extracellular tissues[11, 12]. In myocardium, elevated levels of heat shock proteins (HSPs) have been associated with cardiac protection against injury caused by ischemia/reperfusion or other stressful treatments such as hypoxia, ATP depletion, glucose deprivation, and hypotoxicity [13]. The use of sHSPs as targets for the development of novel drug therapies has been demonstrated using α-crystallin, which acts as molecular chaperone to protect against protein aggregation invitro [14]. There is some information that indicates that α-crystallin can behave as an antioxidant and free radical scavenger. α-crystallin was able to decrease thiol groups oxidation in conditions of oxidative stress [15]. α-crystallin can also protect lipids from oxidative modification. The interaction of α-crystallin with lipids has been studied by the group of Borchman et al[16, 17].

The objective of the present study was to test the efficacy of α-crystallin, as therapeutic agent to treat hypercholesterolemia in rats. The present work is carried out to study the potent pharmacological effects of α-crystallin on the lipid composition, antioxidant enzyme level and thiobarbituric acid reactive substance activities in serum, liver and heart of hypercholesterolemic rats. We want to determine α- crystallin administration has any influence on lipid profile, lipid peroxidation, antioxidant and membrane bound enzymes in hypercholesterolemic rats.

7.3 Number of books chapters and papers published in national/ international conference during last five year

Sl. No.	Name of the teacher	Title of the book/chapters published	Title of the paper	Title of the proceedings of the conference	Name of the conference	National / International	Calendar Year of publication	ISBN number of the proceedin	Affiliating Institute at the time of publication	Name of the publisher
1	Dr.Arifa Begum	Artificial intelligence and emerging technologies in multidiciplinary aspects	artificial intelligence; A promise of future health care system	chapter;34 Artificial intelligence and emerging technologies in multidiciplinary aspects	NA	National	2023	NA	Bharat Institute of Technology	Mahi publications
2	Dr. Arifa begum, P.Haritha	Internet of Things :A promise to Smart Healthcare	Internet of Things :A promise to Smart Healthcare	Chapter 11 in Computer & Biomedical Engineering, CRC Press	NA	National	2023	NA	Bharat Institute of Technology	Taylor & Francis Group
3	Dr Bhaskar Jimidi	Book Publication: Essentials of Physical Pharmaceutics-I	NA	NA	NA	National	2023	ISBN 13:978-93938090 8	Bharat Institute of Technology	Brillion Publishing
4	Dr Bhaskar Jimidi	Fundamentals of	NA	NA	NA	National	2023	ISBN:978-81-	Bharat Institute of	Brillion Publishing
5	Dr. Kalyani Gade, sanchari goswami	Climate changes: transition,mana gement, governannce,flo ods and	climate changes: transition,man agement, governannce,fl oods and	climate change and water security challenges foradaptive water management	NA	National	2022	978-93-91002-02-2	Bharat Institute of Technology	ABS BOOKS DELHI

PRINCIPAL
Bharat Institute of Technology
Mangalpally (V), Ibrahimpatnam (M),
R.R. Dist - 501 510. Telangana.

6	Azka Fathima	Covid-19 and respiratory system	covid-19 and respiratory system	biotechnology and covid-19 pandemic role of biotechnology in covid vaccine development	NA	National	2022	978-93-91002-91-6	Bharat Institute of Technology	ABS BOOKS DELHI
7	Dr. Kalyani Gade	Insights on corona virus disease(covid-19) prevention and treatment	Insights on corona virus disease(covid-19) prevention and treatment	biotechnology and covid-19 pandemic role of biotechnology in covid vaccine development	NA	National	2022	978-93-91002-91-6	Bharat Institute of Technology	ABS BOOKS DELHI
8	Dr. Srikanth Gatad	Insights on corona virus disease(covid-19) prevention and treatment	Insights on corona virus disease(covid-19) prevention and treatment	biotechnology and covid-19 pandemic role of biotechnology in covid vaccine development	NA	National	2022	978-93-91002-91-6	Bharat Institute of Technology	ABS BOOKS DELHI
9	Dr. Asra Jabeen	Herbal Drug Technology Practical lab manual	NA	NA	NA		2022	ISBN:978-93-5641-081-7	Bharat Institute of Technology	Nitya Publications

PRINCIPAL
Bharat Institute of Technology
Mangalpally (V), Ibrahimpatnam (M),
R.R. Dist - 501 510. Telangana.

ARTIFICIAL INTELLIGENCE

And Emerging Technologies In Multidisciplinary Aspects



Prof. S. Jyothi,
Prof. K. Usha Rani,
Prof. P. Uma Maheswari Devi,
Dr. P. Bhargavi

mahi Publication

6.	**Analysis of Data Crime Using Forensic Tools and Cloud Based Artificial Intelligence** Vadetay Saraswathi Bai,T. Sudha	3
7.	**Artificial Intelligence – A potential tool for Biotechnology and Bioinformatics** K. Swetha Kumari,D.M. Mamatha,S. Jyothi	3
8.	**Ultrasonography Categorization and Segmentation of Covid Using Deep Learning** Y. Dharani sree,B. Sony	3
9.	**Challenges in AI Powered Translation of Literary Texts- A Translator's Perspective** P. Hari Padma Rani	3
10.	**A Secure and Efficient Data Sharing Scheme Using IBBE in Cloud Environment** S. Sri Suma,P. Neelima,C. Pradeepthi	3
11.	**AI Applications & Role of Women in AI** Rajani Rajalingam,Priyanka Pulagouni	3
12.	**AI based Change Detection of Remote sensing data – A comprehensive Review** C. Raju,K. Swetha Kumari	3
13.	**Integration of Artificial Intelligence in LEO Satellite Constellations: A Comprehensive Study** Y. Sree Vaishnavi,T. Ramashri	3
14.	**Artificial Intelligence: The Promise of Future Health Care System** Shaheen Begum,D. Sujatha,SK. Arifa Begum,N. Vasanthi	4
15.	**A Review on Predictive Analysis of Covid-19** G. Girija Rani,S. Jyothi	4
16.	**Artificial Intelligence and Diabetes** Venkata Lakshmi J,P. Suvarnalatha devi,Ch.M. Kumari Chitturi	4



Innovations in Multimedia, Virtual Reality and Augmentation

ARTIFICIAL INTELLIGENCE IN TELEMEDICINE

PROCESSING OF BIOSIGNALS AND MEDICAL IMAGES

Edited by
S. N. Kumar, Sherin Zafar, Eduard Babulak,
M. Afshar Alam, and Farheen Siddiqui



Chapter 7 Improved Transfer Learning-Enabled Heuristic Technique for Pneumonia Detection on Graphical Processing Unit Platform 97
Abubeker K. M., S. Baskar, C. Prajitha, and K. P. Sridhar

Chapter 8 Improved Adaptive Learning Framework for an Effective Removal of Noise in ECG Signal for Telemedicine System 115
C. Prajitha, K. P. Sridhar, S. Baskar, and Abubeker K. M.

PART 2 Role of Artificial Intelligence and IoT in Health Care

Chapter 9 Human Disease Prediction System – Application of AI Techniques in Chronic Diseases 133
Asha Joseph and Shiju George

Chapter 10 Internet of Things in Mental Healthcare Worldwide – A Study 149
S. G. Hymlin Rose, S. Janani, and Anchana P. Belmon

Chapter 11 Internet of Things: A Promise to Smart Healthcare 163
Arifa Begum S. K., Shaheen Begum, C. Sadak Vali, P. Haritha, K. V. L. D. Spandana, and S. Swathi Goud

Chapter 12 A Brief Review on Wireless Capsule Endoscopy Image Compression 177
P. Linu Babu and S. Sridevi

Chapter 13 A Comprehensive Review on Leukemia Diseases Based on Microscopic Blood Cell Images 191
Della Reasa Valiaveetil and Kanimozhi T

Chapter 14 Effects of Numerical Mapping Techniques on Performance in Genomic Signal Processing 203
Seda Nur Gulocak and Bihter Das

13.
Climate Changes: Transition, Management, Governance, Floods, and Droughts

Sanchari Goswami*
Dr. Gade Kalyani**

Introduction

The term "Climate" refers to the weather conditions which are expressed as expected temperature, rainfall, and wind conditions. On the other hand, "Climate change" is expressed as changes in climate variability that continues for a long time. Greenhouse gases such as carbon di oxide absorb infrared radiation emitted from earth's surface. If the atmospheric concentrations of these gases increase, then the temperature of the earth also increase. Human activities such as burning of fossil fuel are the main reason for increasing the concentration of atmospheric carbon di oxide. Increasing the concentration of

*Assistant Professor, Bharat Institute of Technology, Mangalpally (V), Ibrahimpatnam (M), Ranga Reddy (Dist), Telangana.

**HOD, Department of Pharmacology, Bharat Institute of Technology, Mangalpally (V), Ibrahimpatnam (M), Ranga Reddy (Dist), Telangana.



Biotechnology and Covid 19 Pandemic

Role of Biotechnology in Covid Vaccine Development

Editor

Dr. Deepika Saini

Co-Editor

Dr. Prabhat Kumar Singh

8. **Roles of Medicinal Plants in Corona Infection** 62
Vipin Kesharwani
Sagarika Kabra
Nikhil Kushwaha
Dr. Bhupesh Chandra Semwal

9. **Covid-19 and Phytonutrients** 73
Deepali Tomar
Peeyush Kaushik
Hitesh Malhotra
Dr. Kumar Guarave

10. **COVID-19 and Nanobiosensors** 87
Lakshika Bhandari
Shalini Singh
Lalit Dumka
Kanchan Karki

11. **'Plant Products For Antiviral Therapeutics'** 118
Mr. Sandipan Babasaheb Jige

12. **Covid-19 and Respiratory System** 130
Mohd Afroz
Azka Fathima
Dr. Gade Kalyani

13. **Understanding Coronavirus Molecular Mechanisms, Translational Approaches, and Therapeutics** 140
Aparajita Gupta
Himalya Panwar
Kamal Kant Sharma

14. **Covid-19 and Fungal Infections: A Deadly Combination** 150
Balwant Singh
Shivangi Tripathi
Mohit

15. **Covid-19 and Immunity** 159
Priyanka Gupta
Neelam
Versha Sharma

9/23, 2:46 PM IMG-20220924-WA0053.jpg https://seamceib.nic.in/new/allotment_order.aspx

23.

Insights On Corona Virus Disease (Covid-19): Prevention and Treatment

Dr. Gade Kalyani*

Dr. Gatadi Srikanth**

Dr. Ramireddy Rajasekhar Reddy***

Treatment Strategies

Entry of SARS-CoV-2 into host cells is facilitated by the binding interaction of the CoV (S) protein to the target cell ACE2 receptor or Glucose regulated cell surface receptor protein (GRP78) and transmembrane protease serine 2 (TMPRSS2). Hence, it is sensible to postulate that compounds influencing this interaction could be prospective antivirals[1]. Ramos-Tovar and Muriel described the antiviral activity of Glycyrrhizin (GL), a foremost component from licorice root called *Glycyrrhizae Radix*[2], which was able to inhibit SARS-CoV entry into Vero cells. Shah and coworkers showed

*Bharat Institute of Technology, Mangalpally, Ranga Reddy, Telangana, India.

** Bharat Institute of Technology, Mangalpally, Ranga Reddy, Telangana, Innovura Scientific Pvt. Ltd. (ISTL) Hyderabad, Telangana, India.

*** Centre for Nanomedicine, Johns Hopkins University School of Medicine, Baltimore, USA.

mail.google.com/mail/u/0/#inbox/FMfcgz

16. **Corona Virus Disease (COVID-19): Molecular Mechanism, Translational Approaches and its Therapeutics** 176
Neelam
Priyanka Gupta
Versha Sharma

17. **An Assessment of Ethical Social and Legal Impact of Covid 19 Pandemic** 224
Dr. Aniruddha Ram
Mrs. Sarbha Bhaskar
Dr. Adarsh Pandey

18. **Impact of Covid-19 on Education System** 231
Aleena Ansari

19. **Biotechnological Role in Corona Vaccine Development** 238
Arun Kumar Kashyap
Shabir Imteyaz Khan
Nikita Kashyap

20. **An Assesment of Impact of Covid-19 Pendemic On Indian Economy** 253
Mr. Ahtshamuddin Ansari

21. **Structural Immunology of Coronavirus** 261
Tanu Yadav
Sushant Kumar

22. **Role of Medicinal Plants in Corona Infection** 269
Dr. Niharika Dewangan
Ms. Rakhi Arora

23. **Insights On Corona Virus Disease (Covid-19): Prevention and Treatment** 281
Dr. Gade Kalyani
Dr. Gatadi Srikanth
Dr. Ramireddy Rajasekhar Reddy

24. **Nanotechnology Solutions to Mitigate Covid-19: Detection, Protection and Medication** 290
Rashmi Parihar
Shabir Imteyaz Khan
Arun Kumar Kashyap

in Delivering to Hyderabad 500083 Update location Books physical pharmaceutics jimi EN Hello, sign in Account & Lists Returns & Orders 0

All Fresh Amazon miniTV Sell Best Sellers Mobiles Today's Deals Customer Service Prime Electronics New Releases

Books Advanced Search New Releases & Pre-orders Best Sellers Browse Genres Children's & Young Adult Textbooks Exam Central

‹ Back to results



Roll over image to zoom in

Essentials of Physical Pharmaceutics-I Paperback – 1 January 2023

by Chinmaya Keshari Sahoo (Author), Amiyakanta Mishra (Author), & 2 More

See all formats and editions

Returns Policy Secure transaction

Essentials of Physical Pharmaceutics-I emphasizes towards B. Pharm. III –Semester of PCI Syllabus. The book offers clear understanding of the concepts. The questions have been given at the end of each chapters for better understanding of the subject. Hence the textbook is essential to pharma students. PHYSICAL PHARMACEUTICS-I ESSENTIALS OF Chapters are explained in a systematic and comprehensive manner. The subject matter illustrated with figures and tables, wherever, felt necessary. At the end of each chapter multiple questions are given for better understanding. The book has been written keeping in view the requirements of the B. Pharm. graduate students of PCI Syllabus.

Report an issue with this product

ISBN-10	ISBN-13	Publi
939398090X	978-9393980908	Brillion Pu

Paperback from ₹595.00

Other Used from ₹595.00

Delivering to Hyderabad 500083 - Update location

See All Buying Options

Add to Wish List

Product details

Publisher : Brillion Publishing (1 January 2023)

Paperback : 234 pages

ISBN-10 : 939398090X

ISBN-13 : 978-9393980908

Best Sellers Rank: #1,375,238 in Books (See Top 100 in Books)
#5,304 in Agriculture & Farming (Books)

How would you rate your experience shopping for books on Amazon today?

Very poor ---------- Neutral ---------- Great

Customer reviews

No customer reviews

5 star 0%

4 star 0%

3 star 0%

Delivering to Hyderabad 500083 Update location | Books | Search Amazon.in | EN | Hello, sign in Account & Lists | Returns & Orders

All | Fresh | Amazon miniTV | Sell | Best Sellers | Mobiles | Today's Deals | Customer Service | Prime | Electronics | New Releases

Books | Advanced Search | New Releases & Pre-orders | Best Sellers | Browse Genres | Children's & Young Adult | Textbooks | Exam Central

Books › Sciences, Technology & Medicine › Biology & Life Sciences

Book Chapte



Roll over image to zoom in

Fundamentals of Pharmaceutics Paperback – 1 January 2023

by Bhaskar Jimidi (Author), Kabita Banik (Author), Reddy Nazemoon (Author)

See all formats and editions

Partner Offers: Get GST invoice and save up to 28% on business purchases. Sign up for free | Details

Free Delivery | 10 days Replacement | Amazon Delivered | Secure transaction

This book talks about one of the most important branches of Pharmaceutical Sciences i.e Pharmaceutics. Pharmaceutics as we know deals with the science and art of developing a pharmaceutical product which is often called as dosage forms. Some of the popular dosage forms which we witness during our day to day life are tablets, creams, powders and syrups etc. This book has covered most of the dosage forms with their definitions, formulation details, advantages and disadvantages associated with them. This book has these chapters; Pharmacopoeias, Liquid Dosage Forms, Powders, Emulsions, Suspensions, Suppositories and Semisolid Dosage Forms. Each chapter has provided basic as well as practical details along with relevant examples with suitable diagrams, classification charts and previously asked questions based on

Report an issue with this product

ISBN-10	ISBN-13	Pub
8119238486	978-8119238484	Brillion F

Paperback 495.00

Other New from 435.00

Buy new: 495.00
Inclusive of all taxes

FREE delivery Sunday, 31 March. Details

Delivering to Hyderabad 500083 - Update location

In stock

Delivered by Amazon
Sold by Jagmander Book Agency

Quantity: 1

Add to Cart

Buy Now

Secure transaction

Add to Wish List

Other sellers on Amazon

New (2) from 495.00 FREE Delivery.

Product details

Publisher : Brillion Publishing (1 January 2023)
Paperback : 152 pages
ISBN-10 : 8119238486
ISBN-13 : 978-8119238484
Reading age : 18 years and up
Country of Origin : India

How would you rate your experience shopping for books on Amazon today?

Very poor ---------- Neutral ---------- Great

Customer reviews

No customer reviews

ABOUT THE AUTHOR

Dr. Asra Jabeen is working as an Associate Professor, Department of Pharmacognosy at Bharat Institute of Technology, Mangalpally, Hyderabad. She was awarded her PhD from Annamalai University in the year 2022. She holds an academic experience of 12 years and presented many papers at various conferences. Guided students at UG/PG levels and have over 18 scientific publications to credit.

Mr Abhilash Dash currently working as Assistant Professor at Gayatri Institute of Science and Technology, Gunupur, Rayagada, Odisha. He have been Published Research Paper in well known national And International Journal. He has attended many national and international seminar and conference and also life member of APTI and IPA.

Miss Subhashree Sahoo is currently working as an Assistant Professor (Pharmacology) at Usha Martin University, Ranchi, Jharkhand with total 1.5 years of teaching experience. She has published many review and research publications and podium presentation at various national and international conferences, symposia and convention.

Prof. (Dr.) Kirtimaya Mishra is young and dynamic teacher cum researcher. He was awarded his Ph.D, from Annamalai University, Chidambaram, India in the year 2020. Currently he is working as Professor in School of Pharmacy, ARKA JAIN University, Jamshedpur, Jharkhand, India. Prof. (Dr.) Kirtimaya Mishra has 13 years of research and teaching experience. He has published many articles at national/international journals of repute.

Published & Printed By :
NITYA PUBLICATIONS
Nitya Publications, Bhopal MP India
Web: www.nityapublications.com
Email : info@nityapublications.com
Mob. : +91-9009291840

Copyright © Dr. Asra Jabeen

MRP Rs.200.00

HERBAL DRUG Technology
Practical Lab Manual

Dr. Asra Jabeen
Mr. Abhilash Dash
Ms. Subhashree Sahoo
Prof.(Dr.) Kirtimaya Mishra

Academic and Research Achievements (Patents)

Sl No	Name of the Faculty	Patent description	Date of patent publication
1	Dr. Anuvrat Sharma	Dissolution test apparatus	27 October 2022
2	Dr. Asra Jabeen	UV Spectrophotometric quantification of CPM in the tablet formulation using chemometric approach	08 September 2023
3	Dr. Bhaskar Jimidi	An AI and ML models for cardiovascular disease diagnostics, readmission and survival prediction	17 February 2023
4	Dr. Bhaskar Jimidi	RP-UPLC method for estimation of Favipiravir in pharmaceutical dosage form and used thereof	17 March 2023
5	Dr. Reddy Nazemoon	Machine for development and production of solid pharmaceutical products	22 February 2023
6	Dr. Namratha Sunkara	Method for estimation of Fostemsavir using RP-UPLC in pharmaceutical dosage form and uses thereof	05 May 2023
7	Dr. Alekhya Ketha	Repurpose of Fluvastatin for treatment of Osteoporosis	16 June 2023
8	Ms. Faheemah Hossain	Development of novel extraction and purification method for isolating Alzheimer's disease biomarkers	06 October 2023
9	Dr. Asra jabeen	Ultra performance liquid chromatography apparatus for identification of metabolites from crude extract	11-Dec-2023

PRINCIPAL
Bharat Institute of Technology
Mangalpally (V), Ibrahimpatnam (M),
R.R. Dist - 501 510. Telangana.

INTELLECTUAL PROPERTY INDIA

ORIGINAL
क्रम सं/ Serial No. : 147971

सत्यमेव जयते

पेटेंट कार्यालय, भारत सरकार | The Patent Office, Government Of India

डिजाइन के पंजीकरण का प्रमाण पत्र | Certificate of Registration of Design

डिजाइन सं. / Design No.	:	373162-001
तारीख / Date	:	27/10/2022
पारस्परिकता तारीख / Reciprocity Date*	:	
देश / Country	:	

प्रमाणित किया जाता है कि संलग्न प्रति में वर्णित डिजाइन जो *DISSOLUTION TEST APPARATUS* से संबंधित है, का पंजीकरण, श्रेणी 24-02 में 1.Dr. Anu Vrat Sharma 2. Mr Vinayak Vasantrao Mukkawar के नाम में उपर्युक्त संख्या और तारीख में कर लिया गया है।

Certified that the design of which a copy is annexed hereto has been registered as of the number and date given above in class 24-02 in respect of the application of such design to *DISSOLUTION TEST APPARATUS* in the name of 1.Dr. Anu Vrat Sharma 2. Mr Vinayak Vasantrao Mukkawar.

डिजाइन अधिनियम, 2000 तथा डिजाइन नियम, 2001 के अध्यधीन प्रावधानों के अनुसरण में।
In pursuance of and subject to the provisions of the Designs Act, 2000 and the Designs Rules, 2001.

जारी करने की तिथि :
Date of Issue : 07/11/2023

महानियंत्रक पेटेंट, डिजाइन और व्यापार चिह्न
Controller General of Patents, Designs and Trade Marks

*पारस्परिकता तारीख (यदि कोई हो) जिसकी अनुमति दी गई है तथा देश का नाम। डिजाइन का स्वत्वाधिकार पंजीकरण की तारीख से दस वर्षों के लिए होगा जिसका विस्तार, अधिनियम एवं नियम के निबंधनों के अधीन, पाँच वर्षों की अतिरिक्त अवधि के लिए किया जा सकेगा। इस प्रमाण पत्र का उपयोग विधिक कार्यवाहियों अथवा विदेश में पंजीकरण प्राप्त करने के लिए नहीं हो सकता है।

The reciprocity date (if any) which has been allowed and the name of the country. Copyright in the design will subsist for ten years from the date of Registration, and may under the terms of the Act and Rules, be extended for a further period of five years. This Certificate is not for use in legal proceedings or for obtaining registration abroad.

(12) PATENT APPLICATION PUBLICATION
(19) INDIA
(22) Date of filing of Application :30/08/2023

(21) Application No.202341058292 A
(43) Publication Date : 08/09/2023

(54) Title of the invention : UV SPECTROPHOTOMETRIC QUANTIFICATION OF CPM IN THE TABLET FORMULATION USING CHEMOMETRIC APPROACH

(51) International classification :A61K0031440200, G01N0021310000, A61K0009200000, G01N0021359000, G06F0017180000
(86) International Application No :NA
Filing Date :NA
(87) International Publication No : NA
(61) Patent of Addition to Application Number :NA
Filing Date :NA
(62) Divisional to Application Number :NA
Filing Date :NA

(71)Name of Applicant :
1)Mrs Swetha Vegesna
Address of Applicant :DESIGNATION:Asst.Professor DEPARTMENT:Pharmaceutical Analysis COLLEGE FULL NAME :School of Pharmaceutical Sciences and Technologies,JNTUK CITY:Kakinada STATE:Andhra Pradesh PIN CODE:533003 sweth.analysis@gmail.com ---------- ----------
2)Dr. Kirtimaya Mishra
3)Dr Asra Jabeen
4)Miss Diptimayee Jena
5)Mr Abhilash Dash
6)Mr Abhilash Dash Mr. Shouvik Mondal
Name of Applicant : NA
Address of Applicant : NA
(72)Name of Inventor :
1)Mrs Swetha Vegesna
Address of Applicant :DESIGNATION:Asst.Professor DEPARTMENT:Pharmaceutical Analysis COLLEGE FULL NAME :School of Pharmaceutical Sciences and Technologies,JNTUK CITY:Kakinada STATE:Andhra Pradesh PIN CODE:533003 sweth.analysis@gmail.com ---------- ----------
2)Dr. Kirtimaya Mishra
Address of Applicant :Designation: Professor Department: Pharmacy College full name: School of Pharmacy, ARKA JAIN University City: Jamshedpur State: Jharkhand Pin code: 832108 ---------- ----------
3)Dr Asra Jabeen
Address of Applicant :DESIGNATION: Associate Professor DEPARTMENT: Pharmacognosy COLLEGE FULL NAME : Bharat Institute of Technology CITY: Hyderabad STATE: Telangana PIN CODE: 500059 ---------- ----------
4)Miss Diptimayee Jena
Address of Applicant :DESIGNATION: Assistant Professor DEPARTMENT: Pharmacy COLLEGE FULL NAME : ARKA JAIN University CITY: Jamshedpur STATE: Jharkhand PIN CODE: 832108 ---------- ----------
5)Mr Abhilash Dash
Address of Applicant :DESIGNATION: Assistant Professor DEPARTMENT: Pharmaceutical Analysis & Quality Assurance COLLEGE FULL NAME : Gayatri Institute Of Science And Technology CITY: Regeda,Gunupur, Rayagada STATE: Odisha PIN CODE:765022 ---------- ----------
6)Mr Abhilash Dash Mr. Shouvik Mondal
Address of Applicant :DESIGNATION: Assistant Professor DEPARTMENT: pharmacy COLLEGE FULL NAME : ARKA JAIN University CITY: Jamshedpur STATE: Jharkhand PIN CODE: 832108 ---------- ----------

(57) Abstract :
UV SPECTROPHOTOMETRIC QUANTIFICATION OF CPM IN THE TABLET FORMULATION USING CHEMOMETRIC APPROACH ABSTRACT In recent research, the Quality by Design (QbD) chemometric approach was applied to establish and validate a robust, precise, and consistent spectrophotometric method for the quantification of Chlorpheniramine Maleate (CPM) in tablet formulations. A fractional factorial design (FFD) was used for the initial parameter assessment. Subsequently, the selected variables were subjected to a central composite design (CCD) for further evaluation and optimization of the method. Various statistical tools were employed to evaluate the compatibility of the collected data. CPM displayed peak absorption at 262 nm when interfaced with HCl. Critical method variables identified were slitwidth and sampling interval, which were further analyzed using CCD. Strong linearity was observed for CPM in the range of 2-12µg/mL with an R2 value exceeding 0.9995. The technique showed high accuracy, with an average % recovery exceeding 100%. After refining, the method was validated following ICH guidelines. By employing QbD principles, the spectrophotometric method inherently ensured quality. The final method was determined to be robust and suitable for quantifying CPM in pharmaceutical formulations.

No. of Pages : 17 No. of Claims : 8

Office of the Controller General of Patents, Designs & Trade Marks
Department of Industrial Policy & Promotion,
Ministry of Commerce & Industry,
Government of India

सत्यमेव जयते

INTELLECTUAL PROPERTY INDIA
PATENTS | DESIGNS | TRADE MARKS | GEOGRAPHICAL INDICATIONS

Application Details	
APPLICATION NUMBER	202341008072
APPLICATION TYPE	ORDINARY APPLICATION
DATE OF FILING	08/02/2023
APPLICANT NAME	**1 . Dr.A.Venkateshwar Reddy** **2 . Dr.Chinmaya Mahapatra** **3 . Dr. Dillip Kumar Brahma** **4 . Dr.Vurathi Sreenivasulu** **5 . Dr.Bhaskar Jimidi** **6 . Dr.V.Kiran Kumar** **7 . Dr.Niranjan Panda** **8 . Dr.Goje Arjun** **9 . Dr. L. Rajesh Patro** **10 . Mr.Satyabrata Jena**
TITLE OF INVENTION	AN AI AND ML MODELS FOR CARDIOVASCULAR DISEASE DIAGNOSTICS, READMISSION, AND SURVIVAL PREDICTION
FIELD OF INVENTION	BIO-CHEMISTRY
E-MAIL (As Per Record)	anandbabu.gopathoti@gmail.com
ADDITIONAL-EMAIL (As Per Record)	anandbabuu.gopathoti@gmail.com
E-MAIL (UPDATED Online)	
PRIORITY DATE	
REQUEST FOR EXAMINATION DATE	--
PUBLICATION DATE (U/S 11A)	17/02/2023

(12) PATENT APPLICATION PUBLICATION
(19) INDIA
(22) Date of filing of Application :22/02/2023

(21) Application No.202341012178 A
(43) Publication Date : 17/03/2023

(54) Title of the invention : RP-UPLC METHOD FOR ESTIMATION OF FAVIPIRAVIR IN PHARMACEUTICAL DOSAGE FORM AND USES THEREOF

(51) International classification :A61B 051600, A61K 314965, A61P 311200, C07D 412400, C08G 770000
(86) International Application No :PCT//
Filing Date :01/01/1900
(87) International Publication No : NA
(61) Patent of Addition to Application Number :NA
Filing Date :NA
(62) Divisional to Application Number :NA
Filing Date :NA

(71)**Name of Applicant :**
1)Dr. Vanga Mohan Goud
Address of Applicant :Associate Professor & HOD, Department of Pharmaceutical Chemistry and Analysis, Joginpally B.R Pharmacy College, Jawaharlal Nehru Technological University, Hyderabad, Telangana-500075, India
2)Dr. Pittu Vishnu Priya
3)Dr Bhaskar Jimidi
4)Mr. Paidigummal Uday kumar
5)Mr. Tadakapally Ramchander
6)Mr. Raja kumar Devara
7)Mrs. Indrapati Mamatha
8)Mrs. G. Sudha Rani
9)Ms. Koppula Maheshwari
10)Mrs. Sheri Sowmya
11)Dr. Jandhyala Venkata Chalapathi Sharma
Name of Applicant : NA
Address of Applicant : NA
(72)**Name of Inventor :**
1)Dr. Vanga Mohan Goud
Address of Applicant :Associate Professor & HOD, Department of Pharmaceutical Chemistry and Analysis, Joginpally B.R Pharmacy College, Jawaharlal Nehru Technological University, Hyderabad, Telangana-500075, India
2)Dr. Pittu Vishnu Priya
Address of Applicant :Associate Professor & HOD, Department of Pharmaceutical Biotechnology, Joginpally B.R Pharmacy College, Hyderabad, Telangana-500075, India
3)Dr Bhaskar Jimidi
Address of Applicant :Associate Professor & HOD, Department of Pharmaceutics and Biotechnology, Bharat Institute of Technology, Hyderabad, Telangana- 501510, India
4)Mr. Paidigummal Uday kumar
Address of Applicant :Graduate Student, Department of Pharmaceutical Analysis, Joginpally B.R Pharmacy College, Hyderabad, Telangana-500075, India
5)Mr. Tadakapally Ramchander
Address of Applicant :Assistant Professor & HOD, Department of Pharmaceutics, Mother Teresa College of Pharmacy College, Hyderabad, Telangana- 501301, India
6)Mr. Raja kumar Devara
Address of Applicant :Assistant Professor & HOD, Department of Pharmaceutics, Mother Teresa College of Pharmacy College, Hyderabad, Telangana- 501301, India
7)Mrs. Indrapati Mamatha
Address of Applicant :Assistant Professor, Department of Pharmaceutical Chemistry, Joginpally B.R Pharmacy College, Hyderabad, Telangana-500075, India
8)Mrs. G. Sudha Rani
Address of Applicant :Assistant Professor, Department of Pharmacognosy, Joginpally B.R Pharmacy College, Hyderabad, Telangana-500075, India
9)Ms. Koppula Maheshwari
Address of Applicant :Assistant Professor, Department of Pharmaceutics, Joginpally B.R Pharmacy College, Hyderabad, Telangana-500075, India
10)Mrs. Sheri Sowmya
Address of Applicant :Graduate Student, Department of Pharmaceutical Analysis, Joginpally B.R Pharmacy College, Hyderabad, Telangana-500075, India
11)Dr. Jandhyala Venkata Chalapathi Sharma
Address of Applicant :Principal & Professor, Joginpally B.R Pharmacy College, Hyderabad, Telangana-500075, India

(57) Abstract :
The present invention provides a simple, accurate and precise method for the estimation of favipiravir in pharmaceutical dosage form. The present invention relates a method for the estimation of favipiravir by RP-UPLC in bulk and tablet dosage forms. The method for simultaneous estimation of favipiravir in pharmaceutical dosage form, comprising of dissolving Favipiravir using acetonitrile and 0.1% Ortho phosphoric acid as mobile phase in the ratio of 40:60 % v/v, running chromatogram through column C18, 100mm x 2.1 mm, 1.8m using mobile phase, optimizing conditions of column at flow rate 0.3ml/min, detecting wavelength at 226nm, injecting volume 0.50µL, and column temperature at 30°C; running the sample and recording chromatogram from the chromatograph for estimation of Favipiravir. The method for simultaneous estimation of Favipiravir, wherein the linearity ranges between 25% to150% levels, R2 value 0.999, precision 1.0 for repeatability and 0.3 for intermediate precision, LOD 0.12µg/ml and LOQ 0.35µg/ml. The developed method is specific for the estimation of favipiravir in the bulk and pharmaceutical dosage forms. The present RP-UPLC method has excellent sensitivity, precision and reproducibility.

No. of Pages : 18 No. of Claims : 2

ORIGINAL

मूल/No : 136097

भारत सरकार
GOVERNMENT OF INDIA
पेटेंट कार्यालय
THE PATENT OFFICE

डिजाइन के पंजीकरण का प्रमाणपत्र
CERTIFICATE OF REGISTRATION OF DESIGN

डिजाइन सं. / Design No.	:	379887-001
तारीख / Date	:	22/02/2023
पारस्परिकता तारीख / Reciprocity Date*	:	
देश / Country	:	

प्रमाणित किया जाता है कि संलग्न प्रति में वर्णित डिजाइन जो **MACHINE FOR DEVELOPMENT AND PRODUCTION OF SOLID PHARMACEUTICAL PRODUCTS** से संबंधित है, का पंजीकरण, वर्ग **15-99** में 1.Dr. Sriram Nagarajan 2. Dr.Kavitha Rajesh 3.Dr. Kotha Kranthi Kumar 4.Dr.Ashok Kumar Janakiraman 5.Dr.Sheik Nasar Ismail 6.Dr.Reddy Nazemoon के नाम से उपर्युक्त संख्या और तारीख से कर लिया गया है।

Certified that the design of which a copy is annexed hereto has been registered as of the number and date given above in class **15-99** in respect of the application of such design to **MACHINE FOR DEVELOPMENT AND PRODUCTION OF SOLID PHARMACEUTICAL PRODUCTS** in the name of 1.Dr. Sriram Nagarajan 2. Dr.Kavitha Rajesh 3.Dr. Kotha Kranthi Kumar 4.Dr.Ashok Kumar Janakiraman 5.Dr.Sheik Nasar Ismail 6.Dr.Reddy Nazemoon.

डिजाइन अधिनियम, 2000 तथा डिजाइन नियम, 2001 के उपबंधों के अनुसरण में।
In pursuance of and subject to the provisions of the Designs Act, 2000 and the Designs Rules, 2001.

INTELLECTUAL
PROPERTY INDIA
PATENTS | DESIGNS | TRADE MARKS
GEOGRAPHICAL INDICATIONS

निर्गमन की तारीख/Date of Issue : 17/05/2023

नियंत्रक महाधिकारी, पेटेंट, डिजाइन और व्यापार चिह्न
Controller General of Patents, Designs and Trade Marks

पारस्परिकता तारीख (यदि कोई हो) जिसकी अनुमति दिए जाने पर की गई है। डिजाइन का तत्संबंधित देश में पंजीकरण की तारीख से दस वर्ष के लिए होगा जिसका विस्तार, अधिनियम एवं नियम के निबंधनों के अधीन, पाँच वर्षों की अतिरिक्त अवधि के लिए किया जा सकेगा। इस प्रमाण पत्र का उपयोग विधिक कार्यवाहियों अथवा विदेश में पंजीकरण प्राप्त करने के लिए नहीं हो सकता है।

*The reciprocity date (if any) which has been allowed and the name of the country.Copyright in the design will subsist for ten years from the date of Registration, and may under the terms of the Act and Rules, be extended for a further period of five years.This Certificate is not for use in legal proceedings or for obtaining registration abroad.

(12) PATENT APPLICATION PUBLICATION
(19) INDIA
(22) Date of filing of Application :30/04/2023

(21) Application No.202341030922 A
(43) Publication Date : 05/05/2023

(54) Title of the invention : METHOD FOR ESTIMATION OF FOSTEMSAVIR USING RP-UPLC IN PHARMACEUTICAL DOSAGE FORM AND USES THEREOF

(51) International classification	:A61B 051600, A61K 450600, A61P 311200, C08G 770000, G01S 130000
(86) International Application No Filing Date	:PCT// :01/01/1900
(87) International Publication No	: NA
(61) Patent of Addition to Application Number Filing Date	:NA :NA
(62) Divisional to Application Number Filing Date	:NA :NA

(71)**Name of Applicant :**
1)Dr. Vanga Mohan Goud
Address of Applicant :Associate Professor & HOD, Pharmaceutical Chemistry and Analysis, Joginpally B.R Pharmacy College, Jawaharlal Nehru Technological University, Hyderabad, Telangana-500075, India ---------- ----------
2)Dr. R. Suthakaran
3)Dr. Sandala Anuradha Bai
4)Dr. M. Ravi Kumar
5)Dr. Pittu Vishnu Priya
6)Dr. Sunkara Namratha
7)Dr. N. Anjaneyulu
8)Dr. Ajmera Rama Rao
9)Dr. Purna Aravinda Reddy
10)Dr. Yerra Rajeshwar
11)Dr. Subhas Sahoo
Name of Applicant : NA
Address of Applicant : NA
(72)**Name of Inventor :**
1)Dr. Vanga Mohan Goud
Address of Applicant :Associate Professor & HOD, Pharmaceutical Chemistry and Analysis, Joginpally B.R Pharmacy College, Jawaharlal Nehru Technological University, Hyderabad, Telangana-500075, India ---------- ----------
2)Dr. R. Suthakaran
Address of Applicant :Professor and Principal, Pharmaceutical Chemistry, Vijaya College of Pharmacy, Hyderabad, Telangana-501511, India ---------- ----------
3)Dr. Sandala Anuradha Bai
Address of Applicant :Professor, Pharmaceutical Chemistry, S.N.Vanita Pharmacy Mahavidyalaya, Hyderabad, Telangana- 500017, India ---------- ----------
4)Dr. M. Ravi Kumar
Address of Applicant :Professor and Principal, Geethanjali College of Pharmacy, Cheryal (V), Keesara (M), RR Dist, Hyderabad, Telangana-501301, India ---------- ----------
5)Dr. Pittu Vishnu Priya
Address of Applicant :Associate Professor & HOD, Pharmaceutical Biotechnology, Joginpally B.R Pharmacy College, Hyderabad, Telangana-500075, India ---------- ----------
6)Dr. Sunkara Namratha
Address of Applicant :Associate Professor, Pharmaceutical Analysis, Bharat Institute of Technology, Hyderabad, Telangana- 501510, India ---------- ----------
7)Dr. N. Anjaneyulu
Address of Applicant :Head of the Department, Pharmaceutical Analysis, Geethanjali College of Pharmacy, Cheryal (V) Keesara (M) RR Dist, Hyderabad, Telangana-501301, India ---------- ----------
8)Dr. Ajmera Rama Rao
Address of Applicant :Professor, Kandhar college of Pharmacy, Kandhar, Nanded, Maharashtra- 431714, India ---------- ----------
9)Dr. Purna Aravinda Reddy
Address of Applicant :Professor and Principal, Samskruti college of pharmacy, Kondapur, Ghatkesar, Medchal Ranga Reddy, Hyderabad, Telangana-501301, India ---------- ----------
10)Dr. Yerra Rajeshwar
Address of Applicant :Assistant Professor, Pharmaceutical Chemistry, Komar University of Science and Technology, Chak chak, Qularaisi, Suleymaniyah, Kurdistan Region, IRAQ ---------- ----------
11)Dr. Subhas Sahoo
Address of Applicant :Associate Professor & HOD, Pharmaceutical Analysis, Pulla Reddy Institute of Pharmacy, Annaram, Sanga reddy, Hyderabad, Telangana-500075, India ---------- ----------

(57) Abstract :
The present invention provides a simple, accurate and precise method for the estimation of Fostemsavir in pharmaceutical dosage form. The present invention relates a method for the estimation of Fostemsavir by RP-UPLC in bulk and tablet dosage forms. The method for estimation of Fostemsavir in pharmaceutical dosage form, comprising of dissolving Fostemsavir using Acetonitrile and Potassium dihydrogen phosphate as mobile phase in the ratio of 60:40 %v/v; running chromatogram through column C18, 2.1mm x 50mm, 1.8µm using mobile phase; optimizing conditions of column at flow rate 0.3ml/min, detecting wavelength at 230 nm, injecting volume 1 µL, run time 5 min; and column temperature at 30ºC; running the sample and recording chromatogram from the chromatograph for estimation of Fostemsavir. The method for estimation of Fostemsavir, wherein the retention time 1.186 min and relative standard deviation 0.2, relative standard deviation of repeatability precision of Fostemsavir 0.7. The method for estimation of Fostemsavir, wherein the recovery 99.28% and assay 99.11%. The method for estimation of Fostemsavir, wherein the developed method is simple and economical and can be adopted in regular quality control test in industries.

No. of Pages : 18 No. of Claims : 6

(12) PATENT APPLICATION PUBLICATION
(19) INDIA
(22) Date of filing of Application :16/05/2023

(21) Application No.202341034185 A
(43) Publication Date : 16/06/2023

(54) Title of the invention : REPURPOSE OF FLUVASTATIN FOR TREATMENT OF OSTEOPOROSIS

(51) International classification	:A61K 314050, A61P 030600, A61P 191000, A61P 430000, C07D 092400
(86) International Application No Filing Date	:NA :NA
(87) International Publication No	: NA
(61) Patent of Addition to Application Number Filing Date	:NA :NA
(62) Divisional to Application Number Filing Date	:NA :NA

(71)**Name of Applicant :**
1)NAGARAJU BANDARU
Address of Applicant :COLLEGE OF PHARMACY, GREEN FIELDS, VADDESWARAM, GUNTUR DISTRICT, ANDHRA PRADESH, INDIA, 522302. ----------
Name of Applicant : NA
Address of Applicant : NA
(72)**Name of Inventor :**
1)BANDARU NAGARAJU
Address of Applicant :COLLEGE OF PHARMACY, KONERU LAKSHMAIAH EDUCATION FOUNDATION, GREEN FIELDS, VADDESWARAM, GUNTUR, ANDHRA PRADESH, INDIA, 522302. ---------- ----------
2)ALEKHYAKETHA
Address of Applicant :BHARAT INSTITUTE OF TECHNOLOGY-PHARMACY, MANGALPALLY, IBRAHIMPATNAM, TELANGANA, INDIA, 501510. ---------- ----------
3)CH. LOCHANA
Address of Applicant :DEPARTMENT OF PHARMACOLOGY, SRINIVASA RAO COLLEGE OF PHARMACY, P.M. PALEM, VISAKHAPATNAM, ANDHRA PRADESH, INDIA, 530041. ---------- ----------
4)M. PAVANI
Address of Applicant :DEPARTMENT OF PHARMACEUTICS, AVANTHI INSTITUTE OF PHARMACEUTICAL SCIENCES, THAGARAPUVALASA, CHERUKUPALLY VILLAGE, VIZIANAGARAM DIST, ANDHRA PRADESH, INDIA, 531162. ---------- ----------
5)A. SUDHEER
Address of Applicant :DEPARTMENT OF PHARMACOLOGY, RAGHAVENDRA INSTITUTE OF PHARMACEUTICAL EDUCATION AND RESEARCH, K.R.PALLI CROSS, ANANTAPURAMU, ANDHRA PRADESH, INDIA, 515721. ---------- ----------
6)BHARDWAJ
Address of Applicant :COLLEGE OF PHARMACY, KONERU LAKSHMAIAH EDUCATION SOCIETY, GREEN FILEDS, VADDESWARAM, GUNTUR, ANDHRA PRADESH, INDIA, 522302. ---------- ----------
7)M. YASO DEEPIKA
Address of Applicant :DEPARTMENT OF PHARMACY, ANURGA UNIVERSITY, VENKATAPUR, GHATKESAR ROAD, HYDERABAD, TELANGANA, INDIA, 500088. ---------- ----------
8)CHITTURI V.S.S LAKSHMI SARAYU
Address of Applicant :COLLEGE OF PHARMACY, KONERU LAKSHMAIAH EDUCATION FOUNDATION, GREEN FIELDS, VADDESWARAM, GUNTUR, ANDHRA PRADESH, INDIA, 522302. ---------- ----------
9)N. SRI LAKSHMI
Address of Applicant :COLLEGE OF PHARMACY, KONERU LAKSHMAIAH EDUCATION FOUNDATION, GREEN FIELDS, VADDESWARAM, GUNTUR, ANDHRA PRADESH, INDIA, 522302. ---------- ----------
10)G PRASANTHI
Address of Applicant :ADITYA PHARMACY COLLEGE, ADITYA NAGAR, SURAMPALLEM, AP, INDIA. ---------- ----------

(57) Abstract :
Preclinical evaluation of Fluvastatin for treatment of osteoporosis in ovariectomized rats. The albino Wistar female rats were divided into 4 groups of 6 rats in each and treated as follows. Group-I Sham operated receive vehicle (5% Tween 80); Group-11 Ovariectomized control receives vehicle (5% Tween 80); Group-Ill Estrogen (0,0563mg/kg) in ovariectomized rats; Group-VI Fluvastatin (80mg/kg) in ovariectomized rats.). At the end of 42 days, all the rats were deprived of food for whole night. On the next day, urine (0-24h) was collected, then the animals were anesthetized by Ketamine HC1 (50mg/kg, ip) and blood samples were taken from common carotid artery loss, ash content, biomechanical, biochemical and histopathological observation were carried out for antiosteoporosis activity. The significant increase in BMD, Ash content and lumbar hardness were observed. In addition, increased levels of calcium and phosphorous is decreased in OVX group and increased levels in Fluvastatin treated animals. The histopathological results also confirm the protective effect of drug. The present findings strongly suggest that Fluvastatin possess the potent antiosteoporosis activity in ovariectomized rats and substantiates the ethnic use in treatment of postmenopausal osteoporosis.

No. of Pages : 15 No. of Claims : 4

(12) PATENT APPLICATION PUBLICATION
(19) INDIA
(22) Date of filing of Application :20/09/2023

(21) Application No.202331063164 A
(43) Publication Date : 06/10/2023

(54) Title of the invention : DEVELOPMENT OF A NOVEL EXTRACTION AND PURIFICATION METHOD FOR ISOLATING ALZHEIMER'S DISEASE BIOMARKERS

(51) International classification	:A61P0025280000, G01N0033680000, A61K0039000000, C12N0015100000, G01N0001400000
(86) International Application No Filing Date	:NA :NA
(87) International Publication No	: NA
(61) Patent of Addition to Application Number Filing Date	:NA :NA
(62) Divisional to Application Number Filing Date	:NA :NA

(71)**Name of Applicant :**
1)Dr. Priyanka Chakraborty
Address of Applicant :Associate Professor, BCDA College of Pharmacy & Technology, 78/1, Jessore Road (South), Hridaypur, Barasat, Kolkata, West Bengal - 700127 ---------- ----------
2)Prof. (Dr.) Chowdhury Mobaswar Hossain
3)Ms. Dishari Dutta
4)Ms. Faheemah Hossain
5)Mr. Nirmalya Khan
6)Ms. Reshmi Mukherjee
7)Mr. Pranjal Das
8)Mr. Sibasish Dey
Name of Applicant : NA
Address of Applicant : NA
(72)**Name of Inventor :**
1)Dr. Priyanka Chakraborty
Address of Applicant :Associate Professor, BCDA College of Pharmacy & Technology, 78/1, Jessore Road (South), Hridaypur, Barasat, Kolkata, West Bengal - 700127 ---------- ----------
2)Prof. (Dr.) Chowdhury Mobaswar Hossain
Address of Applicant :Professor, Department of Pharmaceutical Technology, Maulana Abul Kalam Azad University of Technology, Simhat, Haringhata, Nadia, West Bengal -741249 ---------- ----------
3)Ms. Dishari Dutta
Address of Applicant :Assistant Professor, Bengal School of Technology (A College of Pharmacy), Sugandha, Near Chuchura Railway Station, Hooghly, Kolkata, West Bengal - 712102 ---------- ----------
4)Ms. Faheemah Hossain
Address of Applicant :Assistant Professor, Bharat School of Pharmacy, Mangalpally (V), Ibrahimpatnam (M), Rangareddy, Hyderabad, Telangana - 501510 ---------- ----------
5)Mr. Nirmalya Khan
Address of Applicant :Assistant Professor, Tarifa Memorial Institute of Pharmacy, Choa, Hariharpara, Murshidabad, Berhampore West Bengal - 742166 ---------- ----------
6)Ms. Reshmi Mukherjee
Address of Applicant :Assistant Professor (Pharmaceutical Chemistry), Bengal College of Pharmaceutical Technology, Ward No. 8, Cinema Hall By Pass Road, Notunpally, Dubrajpur, West Bengal - 731123 ---------- ----------
7)Mr. Pranjal Das
Address of Applicant :Assistant Professor, Gitanjali College of Pharmacy, Kantagoriya, Lohapur, Nalhati, Birbhum, West Bengal - 731237 ---------- ----------
8)Mr. Sibasish Dey
Address of Applicant :Assistant Professor, Global College of Pharmaceutical Technology, Palpara More, Krishnanagar, Nadia, West Bengal - 741102 ---------- ----------

(57) Abstract :
The present invention relates to novel method for the isolation of Alzheimer's Disease (AD) biomarkers from biological samples. The method integrates a multi-step extraction process, highly specific binding reagents (including monoclonal antibodies and aptamers), advanced separation techniques, automation, and quantitative analysis. It is specifically designed to enhance sensitivity, specificity, and reproducibility in the isolation of AD biomarkers, exemplified by amyloid-beta peptides and tau proteins. The method facilitates precise quantification and monitoring of these biomarkers, offering potential applications in early AD diagnosis, disease progression tracking, and therapeutic target identification. Moreover, it accommodates various sample types, including cerebrospinal fluid, blood, and tissue samples, underscoring its versatility and significance in advancing AD research and patient care.

No. of Pages : 9 No. of Claims : 5

Certificate of Registration for a UK Design

Design number: 6330016

Grant date: 11 December 2023

Registration date: 01 December 2023

This is to certify that,

in pursuance of and subject to the provision of Registered Designs Act 1949, the design of which a representation or specimen is attached, had been registered as of the date of registration shown above in the name of

Bhagyashri Raghunath Mogarkar, Mr. Abhishek Sharma, Mr. Rajesh Guntupalli,

Dharmasa Pawar, Dr. Nitin Lotan Shirole, Dr. Manpreet Kaur, Dr. Dilip Kumar

Tiwari, Dr. Asra Jabeen, Mr. Pavan Arun Chaudhari, Mr. Amit Sureshrao

Sontakke

in respect of the application of such design to:

Ultra performance liquid chromatography apparatus for identification of

metabolites from crude extract

International Design Classification:
Version: 14-2023
Class: 24 MEDICAL AND LABORATORY EQUIPMENT
Subclass: 01 APPARATUS AND EQUIPMENT FOR DOCTORS, HOSPITALS AND LABORATORIES

Version: 14-2023
Class: 24 MEDICAL AND LABORATORY EQUIPMENT
Subclass: 02 MEDICAL INSTRUMENTS, INSTRUMENTS AND TOOLS FOR LABORATORY USE

Adam Williams
Comptroller-General of Patents, Designs and Trade Marks
Intellectual Property Office
The attention of the Proprietor(s) is drawn to the important notes overleaf.

Representation of Designs



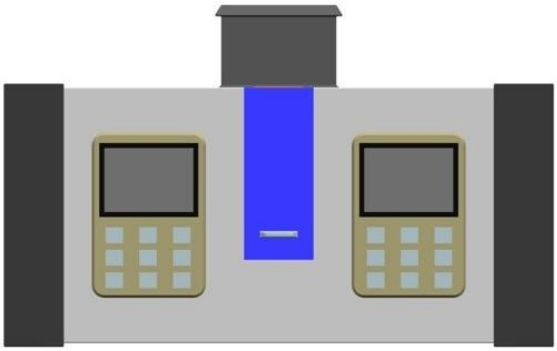







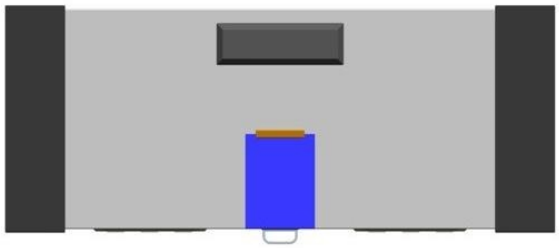

7.3 Number of workshops/seminars/conferences including programs conducted on Research Methodology, Intellectual Property Rights (IPR) and entrepreneurship during the last five years

Year	Name of the workshop/ seminar/ conference	Number of Participants	Date From -To	Link to the Activity report on the website
2022-2023				
2023	Intellectual property hights &current trends in advanced drug delivery system	70	24/09/2023 -27/9/23	http://bitpharmacy.org/Seminars&Workshops2022-23.pdf
2023	Synthetic and Pharmaceautical chemistry on Pharmacovigilance and Pharma regulatory current challenges	60	9/18/2023	http://bitpharmacy.org/Seminars&Workshops2022-23.pdf
2023	one week workshop on hands on experience of indusatrial equipments, software&contemporary career opprtunities in pharmacy	100	11/9/2023- 16/9/2023	http://bitpharmacy.org/Seminars&Workshops2022-23.pdf
2023	Exploring the new horizons of phytotherapy to entreprenership	85	22/8/2023	http://bitpharmacy.org/Seminars&Workshops2022-23.pdf
2023	Seminar on Enterpreneurship, Design Thinking and Innovation	30	2/24/2023	http://bitpharmacy.org/Seminars&Workshops2022-23.pdf
2023	A Two day Workshop on Unleash your Potential	78	16-02-2023-17-02-2023	http://bitpharmacy.org/Seminars&Workshops2022-23.pdf
2023	Workshop on ICT Smart Programming	51	1/4/2023	http://bitpharmacy.org/Seminars&Workshops2022-23.pdf
2023	Computer aided drug designing : A customise and innovative solution to the greatest challenges in chemistry	150	4/9/2023	http://bitpharmacy.org/Seminars&Workshops2022-23.pdf
2022	A workshop on Communication Skills	50	12-12-2022 -14-12-2022	http://bitpharmacy.org/Seminars&Workshops2022-23.pdf
2022	A Seminar on Problem Solving Skills	51	12/7/2022	http://bitpharmacy.org/Seminars&Workshops2022-23.pdf
2022	A Workshop on 21st Centuary Transferrable Skills	45	09-11-2022-11-11-2022	http://bitpharmacy.org/Seminars&Workshops2022-23.pdf
2022	Workshop on Soft Skills Development	51	07-11-2022-09-11-2022	http://bitpharmacy.org/Seminars&Workshops2022-23.pdf
2022	FDP on Nanosensors and Devices	30	22-8-2022-27-8-2022	http://bitpharmacy.org/Seminars&Workshops2022-23.pdf
2022	Nano sensors and devices	170	22-8-2022-26-8-2022	http://bitpharmacy.org/Seminars&Workshops2022-23.pdf
2022	A webinar on enhancement of plant secondary metabolites: A Novel Approach	30	7/11/2022	http://bitpharmacy.org/Seminars&Workshops2022-23.pdf
2022	A talk on Physical Fitness	45	6/14/2022	http://bitpharmacy.org/Seminars&Workshops2022-23.pdf
2021-2022				
2022	Pharmacovigilance and pharma regulatory current challenges	200	14/5/2022	http://bitpharmacy.org/Seminars&Workshops2022-23.pdf
2022	Awareness program on GPAT and PGECET	62	18/4/2022	http://bitpharmacy.org/Seminars&Workshops2022-23.pdf
2022	Webinar on Career Opportunities in Pharmacy	80	3/10/2022	http://bitpharmacy.org/Seminars&Workshops2022-23.pdf
2022	One Day Workshop on Recent Trends in Clinical Data Management	45	3/25/2022	http://bitpharmacy.org/Seminars&Workshops2022-23.pdf
2022	Advances in pharmaceuticals and health sciences	50	7/2/2022 -10/2/2022	http://bitpharmacy.org/Seminars&Workshops2022-23.pdf
2022	Artifical intelligence application in pharma industry	150	23/1/2022	http://bitpharmacy.org/Seminars&Workshops2022-23.pdf
2021	Career development program on medical coding and billing training	30	12/7/2021	http://bitpharmacy.org/Seminars&Workshops2022-23.pdf

Scanned with OKEN Scanner

2021	5-days Clinical research training by E-Cell IIT Kharagpur	46	6/12/2021-10/12/2021	http://bitpharmacy.org/Seminars&Workshops2022-23.pdf
2021	Guest Lecture on Basics of Nutrition: Role in Health management	95	11/25/2021	http://bitpharmacy.org/Seminars&Workshops2022-23.pdf
2021	Guest Lecture on Targeted Protein Degradation	80	11/24/2021	http://bitpharmacy.org/Seminars&Workshops2022-23.pdf
2021	Awareness program on start ups	61	10/11/2021	http://bitpharmacy.org/Seminars&Workshops2022-23.pdf
2021	Aura; a manifestation of personality	20	3-Nov-21	http://bitpharmacy.org/Seminars&Workshops2022-23.pdf
2021	Guest Lecture on Hypnotism and Myths: A Key to build Confidence		10/27/2021	http://bitpharmacy.org/Seminars&Workshops2022-23.pdf
2021	A guest lecture on quality by design	52	10/27/2021	http://bitpharmacy.org/Seminars&Workshops2022-23.pdf
2021	Awareness program on e-presentation	46	10/8/2021	http://bitpharmacy.org/Seminars&Workshops2022-23.pdf
2021	Three Days International e-Conference on Novel Trends in Drug Discovery- A Career Guidence	45	17/07/2021-19/07/2021	http://bitpharmacy.org/Seminars&Workshops2022-23.pdf
2021	National Webinar on Stereo Isomerism is said to be a Teenagen Acceptance	50	7/9/2021	http://bitpharmacy.org/Seminars&Workshops2022-23.pdf
2021	FDP on Exploring the novel Pharmaceutical and Biotechnological concepts in the process of Drug Discovery and Development	130	22/06/2021- 26/06/2021	http://bitpharmacy.org/Seminars&Workshops2022-23.pdf
2021	National Webinar on How Artificial Intelligence is Enhancing to Fight Against Covid-19	80	6/17/2021	http://bitpharmacy.org/Seminars&Workshops2022-23.pdf
2021	E-Workshop on Aspects of New Drug Delivery and Development	50	6/12/2021	http://bitpharmacy.org/Seminars&Workshops2022-23.pdf
2021	e-revelatii Pharma tech fest 2021	150	10/06/2021- 11/06/2021	
2021	E-Symposium on Risk and Benefits of COVID-19	70	6/5/2021	http://bitpharmacy.org/Seminars&Workshops2022-23.pdf
2020-2021				
2020	Awareness Programme on e-Magazines and publications	62	25/06/2021	http://bitpharmacy.org/Seminars&Workshops2022-23.pdf
2020	Awareness programme on review publications	76	18/03/2021	http://bitpharmacy.org/Seminars&Workshops2022-23.pdf
2020	Awareness programme on GPAT and PGECET	62	18/01/2021	http://bitpharmacy.org/Seminars&Workshops2022-23.pdf
2020	Awareness Programme on E-Presentations	46	10/6/2020	http://bitpharmacy.org/Seminars&Workshops2022-23.pdf
2019-2020				
2020	Awareness on COVID-19	20	6/23/2020	
2020	Awareness Programme on Outcome Based Education (OBE)	20	6/19/2020	http://bitpharmacy.org/Seminars&Workshops2022-23.pdf
2020	Awareness program on national board of accreditation(NBA)	20	6/19/2020	
2020	Awareness Programme on National Assessment and Accreditation Council (NAAC)	20	6/15/2020	http://bitpharmacy.org/Seminars&Workshops2022-23.pdf
2020	Workshop on ICT Smart Programming	52	3/4/2020	http://bitpharmacy.org/Seminars&Workshops2022-23.pdf
2020	A Talk on Physical Fitness	43	2/6/2020	http://bitpharmacy.org/Seminars&Workshops2022-23.pdf
2019	A Guest Lecture on Communication Skills	35	12/11/2019	http://bitpharmacy.org/Seminars&Workshops2022-23.pdf
2019	A Guest Lecture on Soft Skills Development	30	10/24/2019	http://bitpharmacy.org/Seminars&Workshops2022-23.pdf

Scanned with OKEN Scanner

018-2019				
2019	Awareness on yoga	76	6/21/2019	
2019	Webinar on Pharmacovigilance	62	2/23/2019	
2018	Guest lecture on physical fitness	76	12/10/2018	
2018	Guest Lecture on Communication Skills	55	10/10/2018	http://bitpharmacy.org/Seminars&Workshops2022-23.pdf
2018	A Guest Lecture on Soft Skills Development	42	8/9/2018	http://bitpharmacy.org/Seminars&Workshops2022-23.pdf
2018	Two days National level Seminar on Deep Learning for Cancer Diagnosis using Python	20	29/06/2018-30/06/2018	http://bitpharmacy.org/Seminars&Workshops2022-23.pdf
2018	Yoga and meditation	78	6/21/2018	
2018	Workshop on ICT and smart learning	60	3/6/2018	http://bitpharmacy.org/Seminars&Workshops2022-23.pdf

2022-2023 PATENTS

2023	Design on ultra performance liquid chromatography apparatus for identification of metabolites from crude extract.	Dr. Asra Jabeen	12/11/2023	http://bitpharmacy.org/Asra%20madam%20patent.pdf
2023	UV spectrophotometric quantification of CPM in the tablet formulation using chemometric approach	Dr. Asra Jabeen	9/8/2023	http://bitpharmacy.org/Asra%20madam%20patent.pdf
2023	Development of a novel extraction and purification method for isolating Alzeheimers disease biomarkers	Ms. Faheemah Hossain	10/6/2023	http://bitpharmacy.org/faheema%20maam.pdf
2023	Repurpose of Fluvastatin for treatment of osteoporosis	Dr.Alekhya ketha	6/16/2023	http://bitpharmacy.org/alekhya%20patent.pdf
2023	Method for estimationof Fostemsavir using RP-UPLC in pharmaceutical dosage form and uses thereof	Dr.Sunkara Namratha	5/5/2023	http://bitpharmacy.org/Dr.Namratha.pdf
2023	RP-UPLC method for estimation of favipiravir in pharmaceutical dosage and uses thereof	Dr. Bhasker Jimidi	13/03/2023	http://bitpharmacy.org/Patent_Dr.Basker.pdf
2023	Machine for development and production of solid pharmaceutical products	Dr.Reddy Nazemoon	22/02/2023	http://bitpharmacy.org/Patent_Dr.nazemoon.pdf
2023	An AI and ML models for cardio vascular disease ,diagnostics,read mission and survival prediction	Dr. Bhasker Jimidi	2/8/2023	http://bitpharmacy.org/Patent_Dr.Basker.pdf
2022	Dissoluton test apparatus	Dr.Anuvrat Sharma	27/10/2022	http://bitpharmacy.org/Dr.Anuvrat.pdf

PRINCIPAL
Bharat Institute of Technology
Mangalpally (V), Ibrahimpatnam (M),
R.R. Dist - 501 510, Telangana

Scanned with OKEN Scanner

BHARAT INSTITUTE OF TECHNOLOGY

Mangalpally, Ibrahimpatnam, R.R. District, PIN-501510

(Affiliated to JNTUH, Approved by AICTE and PCI, New Delhi. Accreditated by NAAC)

23/09/2023

CIRCULAR

This is to inform all the faculties and students that we are organizing a Conference on Intellectual property heights and current trends in advanced drug delivery system on 24/09/2023 Details of the class are furnished below kindly follow the schedule mentioned below. Class in charges shall make sure that students actively participate in the programme.

1. Title : Conference
2. Speaker: Dr.Hemalatha
3. Date : 24/09/2023
4. Time : 10:00 am-12:30 pm
5. Venue : Seminar Hall

PRINCIPAL

PRINCIPAL
Bharat Institute of Technology
Mangalpally (V), Ibrahimpatnam (M),
R.R. Dist - 501 510. Telangana.

Vision

To build nation's one among the best centers of excellence engaged in providing overall pharmaceutical Education including training and research. Bharat Institute of technology (Pharmacy) firmly believes that right knowledge and ethical responsibility drives individual commitment for the service of mankind.

Mission

M1: To bring students India's best education, as combination of teaching theory and practical application of knowledge and research in pharmaceutical sciences in order to train them to many positions of leadership and responsibility in pharmaceutical industry in academic and health care sector.

M2: To impart education, in a conductive ambience as comprehensive as possible , with the support of modern technologies and pedagogic tools and thereby develop in the students the abilities and passions to work wisely , creatively and effectively for the betterment of society.

M3: to impart a value based education, where the mind, body and the soul are holistically developed and major purpose of life is seen in the mankind and meeting the great challenges of the future.

Scanned with OKEN Scanner

BHARAT INSTITUTIONS

Approved by AICTE, Pharmacy Council of India and Affiliated to JNTUH
Mangalpally (Village), Ibrahimpatnam (Mandal), R.R District-501510
Accreditated by NAAC

CONFERENCE
ON
INTELLECTUAL PROPERTY HEIGHTS AND CURRENT TRENDS IN ADVANCED DRUG DELIVERY SYSTEM

September 24-27 2k23

Organized by

DEPARTMENT OF PHARMACY

Under the aegis of IQAC

By

Bharat Institute of Technology

Certificate will be provided

❖**CHIEF PATRON**

Sri Ch. Venu Gopal Reddy
Chairman and Secretary Bharat Group of Institutions

❖**PATRON**

Dr. Anuvrat Sharma, *M.Pharm, Ph.D*
Professor & Principal (BIT)

Registration - Free

Scan the below QR Code for **Registration**

End date: 09-09-2023 by 12.00 PM

❖**CONVENER'S**

Dr. Lakshmi Alekhya K, *M.Pharm, Ph.D*
Assistant Professor

Dr. Praveen Kumar N, *M.S (Pharm), Ph.D, PGDIPR*
Assistant Professor

❖**ORGANIZING COMMITTEE**

Dr. Arifa Begum, *M.Pharm, Ph.D*
Professor & Principal

Mrs P. Swetha, *M.Pharm, WOS-C*
Assistant Professor

❖***RESOURCE PERSON***

Dr.R.Hemalatha

Scanned with OKEN Scanner

ULTY CO-ORDINATORS

Namratha Sunkara, *M.Pharm, Ph.D*
Dr. Reddy Nazemoon, *M.Pharm, Ph.D*
Dr. J. Bhaskar, *M.Pharm, Ph.D*
Dr. Nikhat Farhana, *M.Pharm, Ph.D*
Dr. Asra Jabeen, *M.Pharm, Ph.D*
Dr. Shanti Lysetty, *M.Pharm, Ph.D*
(Dr). I. Tejaswi, *M.Pharm, (Ph.D)*
Dr. Nahid, *Pharm.D*
Dr. Safa Hussain, *Pharm.D*
Ms. Twila Pushpa, *M.Pharm*
Mrs. Azka Fathima, *M.Pharm*
Mrs. Kabitha Banik, *M.Pharm*
Mrs. Ayesha Siddiqua, *M.Pharm*
Ms. Rachel, *M.Pharm*
Mrs. Kavya *M.A (Literature)*
Ms. Teja Sri Sowmya Kari, *M.Pharm*
Mrs. Mohammadi Amjad, *M.Pharm*
Ms. Glory, *M.Pharm*
Mr. Ramakrishna, *M.Pharm*







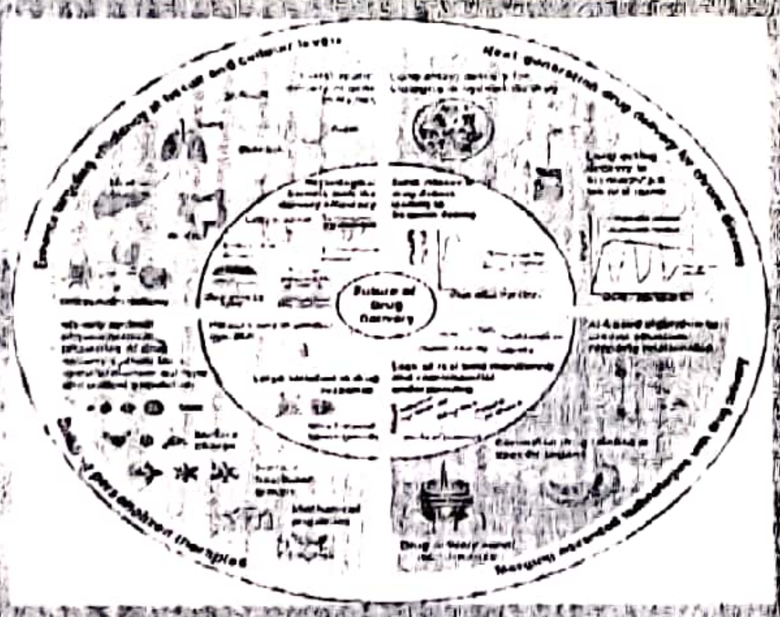

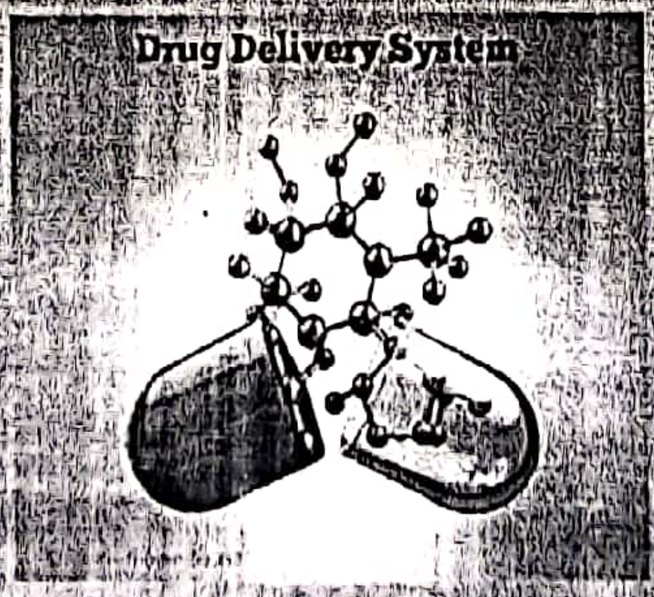



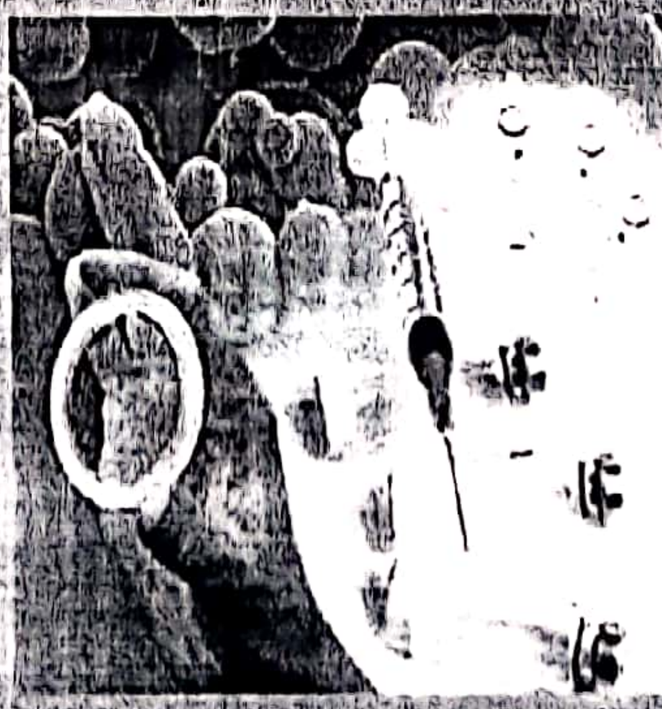

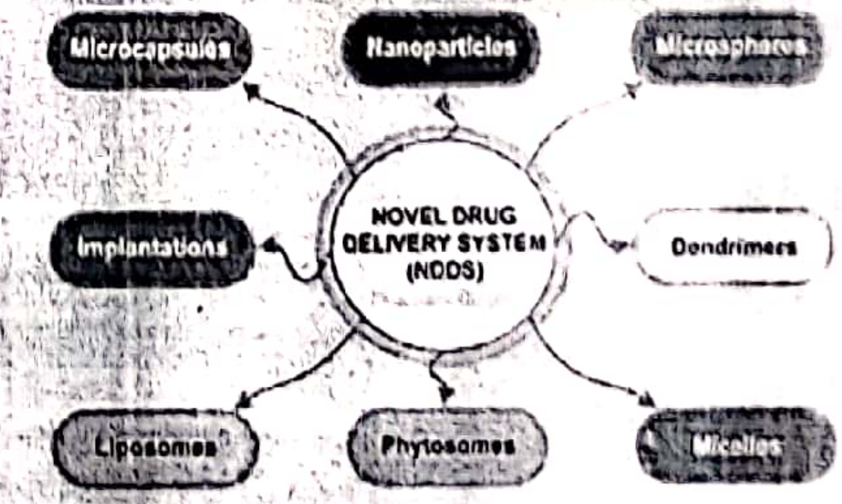

BHARAT INSTITUTE OF TECHNOLOGY

Approved by PCI&AICTE and Affiliated to JNTUH, Accredited by NAAC
Mangalpally;Ibrahimpatnam,Telangana,501510

CERTIFICATE OF PARTICIPATION

This certificate is presented to ***Jadhav shruthi*** *for his/her active participation in the Conference on Intellecutal property heights and current trends in advanced drug delivery" organized by Bharat Institute of Technology*

CHAIRMAN & SECRETARY,
BHARAT INSTITUTION

PRINCIPAL

Scanned with OKEN Scanner

BHARAT INSTITUTE OF TECHNOLOGY

Approved by PCI&AICTE and Affiliated to JNTUH, Accredited by NAAC
Mangalpally;Ibrahimpatnam,Telangana,501510

CERTIFICATE OF PARTICIPATION

This certificate is presented to ***Ambati Harika*** *for his/her active participation in the Conference on Intellecutal property heights and current trends in advanced drug delivery" organized by Bharat Institute of Technology*

CHAIRMAN & SECRETARY,
BHARAT INSTITUTION

PRINCIPAL

Scanned with OKEN Scanner

BHARAT INSTITUTE OF TECHNOLOGY

Mangalpally, Ibrahimpatnam, R.R. District, PIN-501510

(Affiliated to JNTUH, Approved by AICTE and PCI, New Delhi. Accreditated by NAAC)

17/09/2023

CIRCULAR

This is to inform all the faculties and students that we are organizing an International conference on Synthetic &pharmaceutical chemistry on Pharmacovigilance and pharma regulatory current challenges on 18 September sot all the class are furnished below kindly follow the schedule mentioned below. Class in charges shall make sure that students actively participate in the programme.

1. Title : International Conference
2. Speaker: Mr.P Venkatesh
3. Date : 18/09/2023
4. Time : 10:00 am-03:30 pm
5. Venue : Seminar Hall

PRINCIPAL

PRINCIPAL
Bharat Institute of Technology
Mangalpally (V), Ibrahimpatnam (M),
R.R. Dist - 501 510. Telangana.

Vision

To build nation's one among the best centers of excellence engaged in providing overall pharmaceutical Education including training and research. Bharat Institute of technology (Pharmacy) firmly believes that right knowledge and ethical responsibility drives individual commitment for the service of mankind.

Mission

M1: To bring students India's best education, as combination of teaching theory and practical application of knowledge and research in pharmaceutical sciences in order to train them to many positions of leadership and responsibility in pharmaceutical industry in academic and health care sector.

M2: To impart education, in a conductive ambience as comprehensive as possible , with the support of modern technologies and pedagogic tools and thereby develop in the students the abilities and passions to work wisely , creatively and effectively for the betterment of society.

M3: to impart a value based education, where the mind, body and the soul are holistically developed and major purpose of life is seen in the mankind and meeting the great challenges of the future.

Scanned with OKEN Scanner

BHARAT INSTITUTIONS

Approved by AICTE, Pharmacy Council of India and Affiliated to JNTUH
Mangalpally (Village), Ibrahimpatnam (Mandal), R.R District-501510
Accreditated by NAAC

INTERNATIONAL CONFERENCE ON SYNTHETIC AND PHARMACEUTICAL CHEMISTRY (ICSPC)2023

SEPTEMBER 18 2K23

Organized by

DEPARTMENT OF PHARMACY

Under the aegis of IQAC

R&D

❖**CHIEF PATRON**

Sri Ch. Venu Gopal Reddy
Chairman and Secretary
Bharat Group of Institutions

❖**PATRON**

Dr. Anuvrat Sharma, *M.Pharm, Ph.D*
Professor & Principal (BIT)

Registration - Free

Scan the below QR Code for Registration

End date: 09-09-2023 by 12.00 PM

❖**CONVENER'S**

Dr. Namratha S *M.Pharm, Ph.D*
Professor

Mrs.Azka fathima,
Assistant Professor

❖**ORGANIZING COMMITTEE**

Dr. Arifa Begum, *M.Pharm, Ph.D*
Professor & Principal (BSP)

Mrs P. Swetha, *M.Pharm,WOS-C*
Assistant Professor

RESOURCE PERSON

Mr.P.VENKATESH

Scanned with OKEN Scanner

ACULTY CO-ORDINATORS

. Namratha Sunkara, *M.Pharm, Ph.D*
r. Reddy Nazemoon, *M.Pharm, Ph.D*
r. J. Bhaskar, *M.Pharm, Ph.D*
r. Nikhat Fathima, *M.Pharm, Ph.D*
r. Asra Jabeen, *M.Pharm, Ph.D*
r. Shanti Lyselty, *M.Pharm, Ph.D*
r. Nahid, *Pharm.D*
r. Safa Hussain, *Pharm.D*
Ms. Twila Pushpa, *M.Pharm*
Mrs. Azka Fathima, *M.Pharm*
Mrs. Kabitha Banik, *M.Pharm*

Mrs. Ayesha Siddiqua, *M.Pharm*
Ms. Rachel, *M.Pharm*
Mrs. Kavya *M.A (Literature)*
Ms. Teja Sri Sowmya Kari, *M.Pharm*
Mrs. Mohammadi Amjad, *M.Pharm*
Ms. Glory, *M.Pharm*

Synthetic Drugs:
Legally Lethal

BHARAT INSTITUTE OF TECHNOLOGY

Approved by PCI&AICTE and Affiliated to JNTUH, Accredited by NAAC
Mangalpally;Ibrahimpatnam,Telangana,501510

CERTIFICATE OF PARTICIPATION

This certificate is presented to ***Adla Sai*** *for his/her active participation in the International Conference on Synthetic &pharmaceutica chemistry on pharmacovigilance and pharma regulatory current challenges " organized by Bharat Institute of Technology*

CHAIRMAN & SECRETARY,
BHARAT INSTITUTION

PRINCIPAL

Scanned with OKEN Scanner

BHARAT INSTITUTE OF TECHNOLOGY

Approved by PCI&AICTE and Affiliated to JNTUH, Accredited by NAAC
Mangalpally;Ibrahimpatnam,Telangana,501510

CERTIFICATE OF PARTICIPATION

This certificate is presented to Sai srinkath for his/her active participation in the International Conference on Synthetic &pharmaceutica chemistry on pharmacovigilance and pharma regulatory current challenges " organized by Bharat Institute of Technology

CHAIRMAN & SECRETARY,
BHARAT INSTITUTION

PRINCIPAL

Scanned with OKEN Scanner

BHARAT INSTITUTE OF TECHNOLOGY

Mangalpally, Ibrahimpatnam, R.R. District, PIN-501510

(Affiliated to JNTUH, Approved by AICTE and PCI, New Delhi. Accreditated by NAAC)

10/09/2023

CIRCULAR

This is to inform all the faculties and students that we are conducting one week workshop on Hands on experience of industrial equipments cum software and contemporary career opportunities in pharmacy. Details of the class are furnished below kindly follow the schedule mentioned below. Class in charges shall make sure that students actively participate in the programme.

1. Title : Workshop
2. Speaker: Dr.Srikanth
3. Date : 11/09/2023
4. Time : 10:30 pm-03:30 pm
5. Venue : Seminar Hall

PRINCIPAL

PRINCIPAL
Bharat Institute of Technology
Mangalpally (V), Ibrahimpatnam (M),
R.R. Dist - 501 510. Telangana.

Vision

To build nation's one among the best centers of excellence engaged in providing overall pharmaceutical

Education including training and research. Bharat Institute of technology (Pharmacy) firmly believes that right knowledge and ethical responsibility drives individual commitment for the service of mankind.

Mission

M1: To bring students India's best education, as combination of teaching theory and practical application of knowledge and research in pharmaceutical sciences in order to train them to many positions of leadership and responsibility in pharmaceutical industry in academic and health care sector.

M2: To impart education, in a conductive ambience as comprehensive as possible , with the support of modern technologies and pedagogic tools and thereby develop in the students the

Edit with WPS Office

Scanned with OKEN Scanner

BHARAT INSTITUTIONS

Approved by AICTE, Pharmacy Council of India and Affiliated to JN
Mangalpally (Village), Ibrahimpatnam (Mandal), R.R District-501
Accreditated by NAAC

ONE WEEK WORKSHOP
ON
HANDS ON EXPERIENCE OF INDUSTRIAL EQU
cum SOFTWARE AND CONTEMPORARY CAR
OPPORTUNITIES IN PHARMACY

September 11 -16 2k23

gani ed b
DEPARTMENT OF PHARMACY

Under the aegis of IQAC

By

Bharat Institute of Technology

&

Bharat School of Pharmacy

❖**CHIEF PATRON**

Sri Ch. Venu Gopal Reddy
Chairman and Secretary
Bharat Group of Institutions

❖**PATRON**

Dr. Anuvrat Sharma, *M.Pharm, Ph.D*
Professor & Principal (BIT)

Registration - Free

Scan the below QR Code for
Registration
End date: 09-09-2023 by 12.00 PM

❖**CONVENER'S**

Dr. Lakshmi Alekhya K, *M.Pharm, Ph*
Assistant Professor
Dr. Praveen Kumar N, *M.S (Pharm), Ph.*
Assistant Professor

❖**ORGANIZING COMMITTEE**

Dr. Arifa Begum, *M.Pharm, Ph.D*
Professor & Principal (BSP)
Mrs P. Haritha, M.Pharm, (Ph.D)
Assistant Professor
Mr T. Manoj Kumar, *M.S (USA)*
Associate Professor
Mrs P. Swetha, *M.Pharm, WOS-C*

Scanned with OKEN Scanner

ULTY CO-ORDINATORS

amratha Sunkara, *M.Pharm, Ph.D*
Reddy Nazemoon, *M.Pharm, Ph.D*
. J. Bhaskar, *M.Pharm, Ph.D*
Dr. Nikhat Farhana, *M Pharm, Ph.D*
Dr. Asra Jabeen, *M.Pharm, Ph.D*
Dr. Shanti Lysetty, *M.Pharm, Ph.D*
(Dr). I. Tejaswi, *M.Pharm, (Ph.D)*
Dr. Swathi, *Pharm.D*
Dr. Nahid, *Pharm.D*
Dr. Safa Hussain, *Pharm.D*
Ms. Twila Pushpa, *M.Pharm*
Mrs. Azka Fathima, *M.Pharm*
Mrs. R. Sandhya, *M.Pharm*
Mrs. Kabitha Banik, *M.Pharm*
Mrs. Ayesha Siddiqua, *M.Pharm*
Ms. Rachel, *M.Pharm*
Mrs. Kavya *M. A (Literature)*
Ms. Teja Sri Sowmya Kari, *M.Pharm*
Mrs. Mohammadi Amjad, *M.Pharm*
Ms. Glory, *M.Pharm*
Mr. Ramakrishna, *M.Pharm*

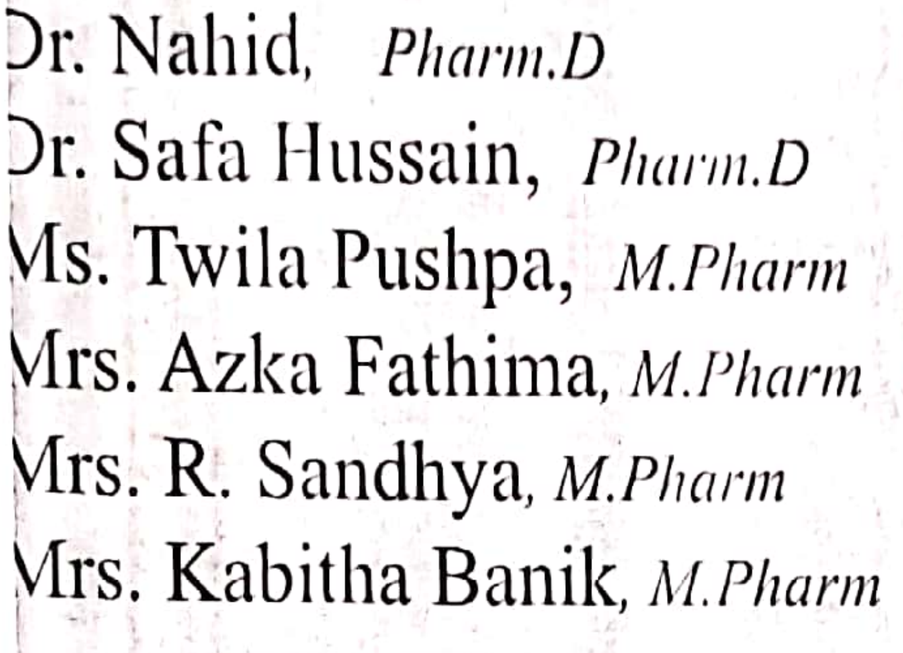



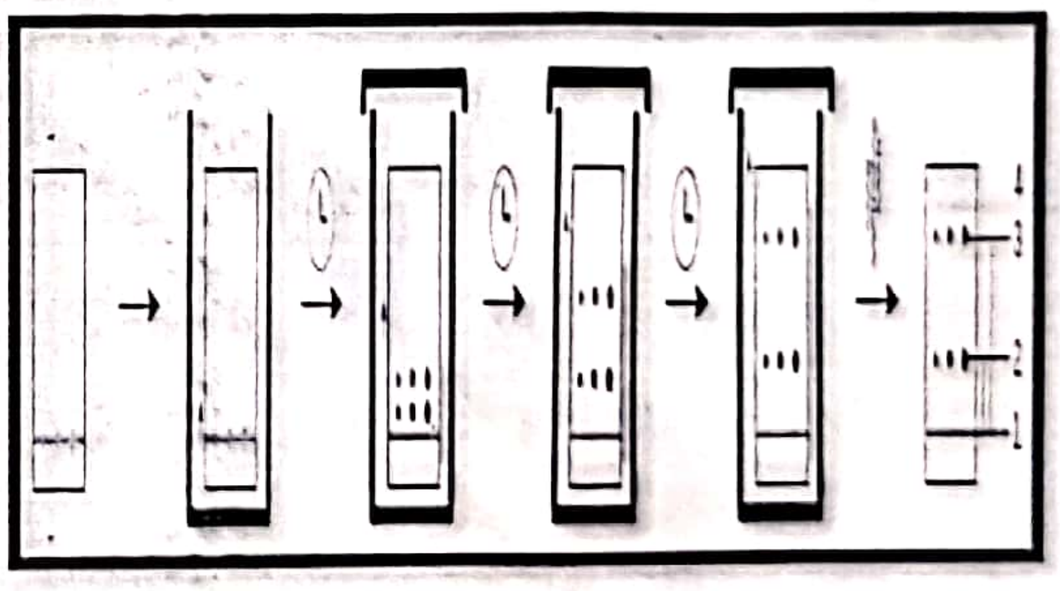





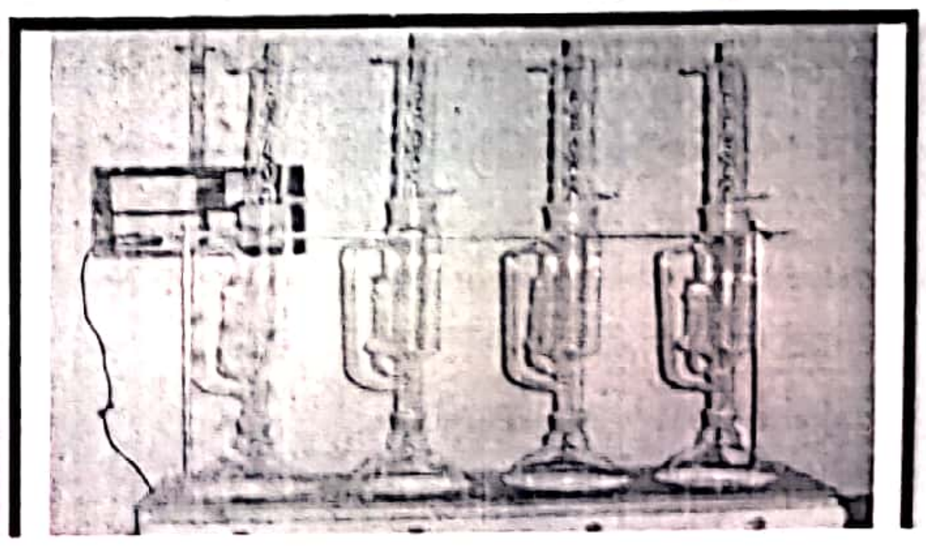

ONE WEEK WORK

.NO	ROLL NO	NAME	SIGNATURE
1	20171R0001	Alle Vamshi Krishna	Vamshi.K
2	20171R0002	Ambilpur Nandini	Ambilpur.N
3	20171R0003	Anusha Nenavath	
4	20171R0004	B.Sony	Sony
5	20171R0005	Badella Varshini	Varshini
6	20171R0006	Bairee Priyanka	Priyanka
7	20171R0007	Bakka Nissi	Nissi
8	20171R0008	Bandi Avinash Goud	Avinash
9	20171R0009	Bathula Shivani	
10	20171R0010	Battula Bhanu Prakash	Bhanu.
11	20171R0011	Baswapur Bhavani	Bhavani
12	20171R0012	Bolibattini Manisha	Manisha
13	20171R0028	Dulla Spandana	D. Spandana.
14	20171R0029	E.Laxmi Prasanna	Laxmi
15	20171R0030	Erati Shireesha	
16	20171R0031	Eslavath Dinesh	E. Dinesh.
17	20171R0032	Eslavath Prameela	Eslavath.
18	20171R0033	G. manisha	Manisha.
19	20171R0034	Gaddam Nikhitha	G. Nikhitha
20	20171R0035	Gandeti Praneeth Goud	Goud.
21	20171R0036	Gunaganti Devender	G. Vender.
22	20171R0037	Gundagani Kruti	G. Kruti.
23	20171R0038	Houjakari Aparna	Aparna.
24	20171R0039	J.Naresh	J. Naresh.
25	20171R0040	Joku Narsimha	Narsimha.
26	20171R0041	K. Kavya	Kavya.
27	20171R0042	K. Venkatesh Reddy	Reddy.
28	20171R0043	K.Krishnaveni	Ram. Krishnaveni
29	20171R0044	K.Ram	Kram.
30	20171R0045	Kalluri Gayathiri Devi	Devi.
31	20171R0046	Kolanu Gowtham	K. gowtham

PRINCIPAL
Bharat Institute of Technology
Mangalpally (V), Ibrahimpatnam (M),
R R. Dist - 501 510. Telangana.

32	20171R0047	Komera Nikitha	K. Nikitha
33	20171R0059	Maskuri Sruthi	Maskuri
34	20171R0060	Medudula Prashanth	M. prashanth
35	20171R0061	Mendu Charitha	Mcharitha
36	20171R0062	Mohammed Maaz Hussain	Maaz Hussain
37	20171R0063	Mohammad Umar	Umar
38	20171R0064	Mudavath Shobha	Shobha
39	20171R0065	Muppidi Shivani	Shivani
40	20171R0066	Muthi Rohith	Rohith
41	20171R0067	Muthagari Akshaya	Akshaya
42	20171R0069	Nagulapally Raghavendra Rao	Raghavendra.R
43	20171R0070	Nakkapothu Shiva Ram	Shiva
44	20171R0071	Nalla Naveen	Naveen
45	20171R0072	Nallaginnala Ambika	Ambika
46	20171R0073	Navath Bhanu	Bhanu
47	20171R0074	Nenavath Aruna	Aruna
48	20171R0075	Niradi Karthik	Karthik
49	20171R0076	Pallamoni Shiva Kumar	P.S.Kumar
50	20171R0077	Parusharam Anirudh	Anirudh
51	20171R0078	Pidugu Sanjana	Sanjana
52	20171R0079	Puppalla Bhavani	Bhavani
53	20171R0080	Ramavath Vamshi	Vamshi
54	20171R0081	S. Bhanu Prasad	S.B.Prasad
55	20171R0082	S. Gowtham Chandra	Chandra
56	20171R0083	S.Raj Kumar	Rajkumar
57	20171R0084	Saireddy Kavya	Kavyareddy
58	20171R0085	Sammeta Vishnu Prakash	Sammeta
59	21171R0010	Bhukya Indhu	Bhukya
60	21171R0011	Bokkena Saisrija	Saisrija

Scanned with OKEN Scanner

61	21171R0012	Boreddy Prasanna	Boreddy.
62	21171R0013	Busagari Nikhil Kumar	Nkumar.
63	21171R0014	CH.Vishnu Tej Goud	Tej.
64	21171R0015	Chinta Sindhuja	Chinta.
65	21171R0016	D.Mounika	Mounika
66	21171R0017	D.Lokesh Reddy	D. Reddy.
67	21171R0018	Domala Spandhana	Spandhana
68	21171R0019	Dudipala Gayathri	Gayathri.
69	21171R0020	Edigi Shashidhar Goud	Shashidhar.
70	21171R0021	Gaddam Satvik	Satvik
71	21171R0022	Gangula Mahima	Mahima
72	21171R0023	Gouni Nikhitha	Nikhitha
73	21171R0024	Gubba Laxmi	Laxmi
74	21171R0025	Gugulothu Veeru	Veeru
75	21171R0026	Gujjari Sagarika Laxmi	Laxmi
76	21171R0027	Gullapalli Sathwika Reddy	Naveed
77	21171R0028	Gundla Sai Krishna	Krishna
78	21171R0029	Hanumanth Kumar	Kumar
79	20171T0011	Kairam Sahithi Priya	Priya
80	20171T0012	Korampalli Aishwarya	Aishwarya
81	20171T0013	M.Shiva Swapna	Swapna
82	20171T0014	Mohammed Moinuddin Saadh	Moinuddin
83	20171T0015	Muthyala Adarsh	
84	20171T0016	N Prathyusha	
85	20171T0017	Nakka Pravalika	Nakka.P.
86	20171T0019	Rupavath Manjula	Rupavath
87	20171T0020	Sania Siddiqui	Sid.
88	20171T0021	Sivika Moluguri	Moluguri.
89	20171T0022	Sufiya	Sufiya.
90	20171T0023	Sura Manikanta	S.Manikanta
91	20171T0024	Syed Abdul Naveed	Abdul. Naveed
92	20171T0025	Varkala Bindhu	Bindhu.
93	20171T0026	Velupally Sai Preetham	Spreetha

PRINCIPAL
Bharat Institute of Technology
Mangalpally (V), Ibrahimpatnam (M),
R.R. Dist - 501 510, Telangana.

Scanned with OKEN Scanner

BHARAT INSTITUTE OF TECHNOLOGY

Approved by PCI&AICTE and Affiliated to JNTUH, Accredited by NAAC
Mangalpally;Ibrahimpatnam,Telangana,501510

CERTIFICATE OF PARTICIPATION

This certificate is presented to ***B.Sony*** *for his/her active participation in one week workshop hands on Experience of Industrial Equipment cum Software and contemporary carrier opportunites in pharmacy " organized by Bharat Institute of Technology*

CHAIRMAN & SECRETARY,
BHARAT INSTITUTION

PRINCIPAL

Scanned with OKEN Scanner

BHARAT INSTITUTE OF TECHNOLOGY

Approved by PCI&AICTE and Affiliated to JNTUH, Accredited by NAAC
Mangalpally;Ibrahimpatnam,Telangana,501510

CERTIFICATE OF PARTICIPATION

This certificate is presented to ***B.Nissi*** *for his/her active participation in one week workshop hands on Experience of Industrial Equipment cum Software and contemporary carrier opportunites in pharmacy " organized by Bharat Institute of Technology*

CHAIRMAN & SECRETARY,
BHARAT INSTITUTION

PRINCIPAL

Scanned with OKEN Scanner

BHARAT INSTITUTE OF TECHNOLOGY

Mangalpally, Ibrahimpatnam, R.R. District, PIN-501510

(Affiliated to JNTUH, Approved by AICTE and PCI, New Delhi. Accreditated by NAAC)

21/08/2023

CIRCULAR

This is to inform all the faculties and students that we are organizing a Webinar on Exploring the new horizours of phytotherapy to entreprenership on August 22 /2023 so to all the students that all the class are furnished below kindly follow the schedule mentioned below. Class in charges shall make sure that students actively participate in the programme.

1. Title : Webinar
2. Speaker: Mrs.Kumudini
3. Date : 22/08/2023
4. Time : 10:00 am-03:30 pm
5. Venue : Seminar Hall

PRINCIPAL

PRINCIPAL
Bharat Institute of Technology
Mangalpally (V), Ibrahimpatnam (M),
R.R. Dist - 501 510. Telangana.

Vision

To build nation's one among the best centers of excellence engaged in providing overall pharmaceutical Education including training and research. Bharat Institute of technology (Pharmacy) firmly believes that right knowledge and ethical responsibility drives individual commitment for the service of mankind.

Mission

M1: To bring students India's best education, as combination of teaching theory and practical application of knowledge and research in pharmaceutical sciences in order to train them to many positions of leadership and responsibility in pharmaceutical industry in academic and health care sector.

M2: To impart education, in a conductive ambience as comprehensive as possible , with the support of modern technologies and pedagogic tools and thereby develop in the students the abilities and passions to work wisely , creatively and effectively for the betterment of society.

M3: to impart a value based education, where the mind, body and the soul are holistically developed and major purpose of life is seen in the mankind and meeting the great challenges of the future.

Scanned with OKEN Scanner

BHARAT INSTITUTIONS

Approved by AICTE, Pharmacy Council of India and Affiliated to JNTUH
Mangalpally (Village), Ibrahimpatnam (Mandal), R.R District-501510
Accreditated by NAAC

WEBINAR
ON
EXPLORING THE NEW HORIZOURS OF PHYTOTHERAPY TO ENTERPRENERSHIP
AUGUST 22 2K23

DEPARTMENT OF PHARMACY

Under the aegis of IQAC
By
Bharat Institute of Technology
&
R & D

Certificate will be provided

❖ **CHIEF PATRON**

Sri Ch. Venu Gopal Reddy
Chairman and Secretary
Bharat Group of Institutions

❖ **PATRON**

Dr. Anuvrat Sharma, *M.Pharm, Ph.D*
Professor & Principal (BIT)

Registration - Free

Scan the below QR Code for Registration
End date: 09-09-2023 by 12.00 PM

❖ **CONVENER'S**

Dr. Lakshmi Alekhya K, *M.Pharm, Ph.D*
Assistant Professor
Dr. Namratha S, *Ph.D,*
Professor

❖ **ORGANIZING COMMITTEE**

Dr. Arifa Begum, *M.Pharm, Ph.D*
Professor & Principal (BSP)
Mr *s. Azka fathima*
Assisantprofessor
Mrs P. Swetha, *M.Pharm, WOS-C*
Assistant Professor

Resource person

Mrs. Kumudini Thota

Scanned with OKEN Scanner

CULTY CO-ORDINATORS

Namratha Sunkara, *M.Pharm, Ph.D*
Reddy Nazemoon, *M.Pharm, Ph.D*
r. J. Bhaskar, *M.Pharm, Ph.D*
Dr. Nikhat Farhana, *M.Pharm, Ph.D*
Dr. Asra Jabeen, *M.Pharm, Ph.D*
Dr. Shanti Lysetty, *M.Pharm, Ph.D*
Dr. Nahid, *Pharm.D*
Dr. Safa Hussain, *Pharm.D*
Ms. Twila Pushpa, *M.Pharm*
Mrs. Azka Fathima, *M.Pharm*
Mrs. R. Sandhya, *M.Pharm*
Mrs. Kabitha Banik, *M.Pharm*

Mrs. Ayesha Siddiqua, *M.Pharm*
Ms. Rachel, *M.Pharm*
Mrs. Kavya *M. A (Literature)*
Ms. Teja Sri Sowmya Kari, *M.Pharm*
Mrs. Mohammadi Amjad, *M.Pharm*
Ms. Glory, *M.Pharm*



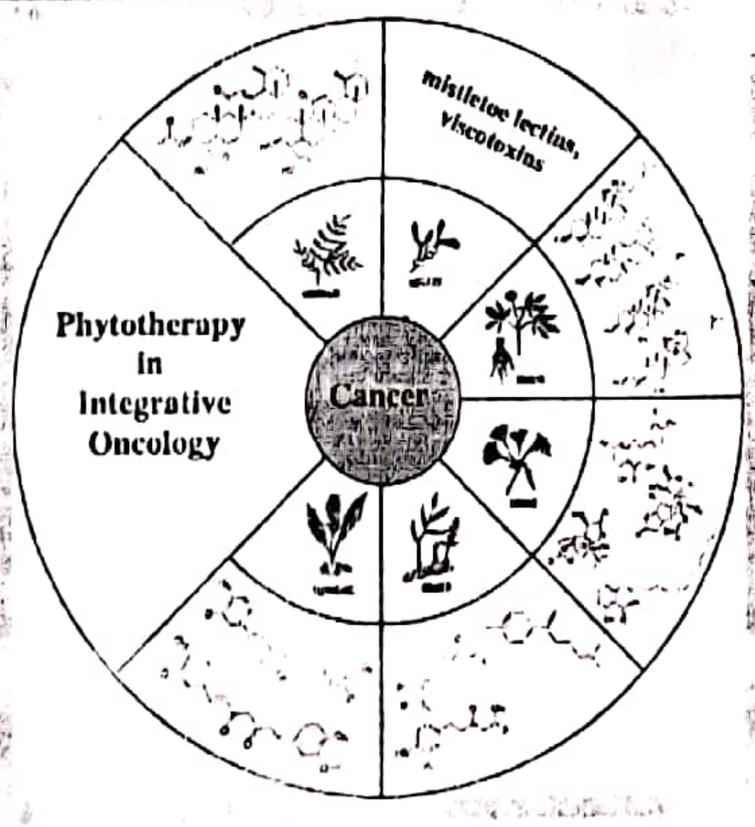



BHARAT INSTITUTE OF TECHNOLOGY

Approved by PCI&AICTE and Affiliated to JNTUH, Accredited by NAAC
Mangalpally;Ibrahimpatnam,Telangana,501510

CERTIFICATE OF PARTICIPATION

This certificate is presented to ***Bharat Kumar*** *for his/her active participation in Webinar on Exploring the new horizours of phytotherpay to entreprenership " organized by Bharat Institute of Technology*

CHAIRMAN & SECRETARY,
BHARAT INSTITUTION

PRINCIPAL

Scanned with OKEN Scanner

BHARAT INSTITUTE OF TECHNOLOGY

Approved by PCI&AICTE and Affiliated to JNTUH, Accredited by NAAC
Mangalpally;Ibrahimpatnam,Telangana,501510

CERTIFICATE OF PARTICIPATION

This certificate is presented to ***V.Preetham*** *for his/her active participation in Webinar on Exploring the new horizours of phytotherpay to entreprenership " organized by Bharat Institute of Technology*

CHAIRMAN & SECRETARY,
BHARAT INSTITUTION

PRINCIPAL

Scanned with OKEN Scanner

BHARAT INSTITUTE OF TECHNOLOGY

SEMINAR ON ENTREPRENEURSHIP, DESIGN THINKING AND INNOVATION 2023

DATE: 24/02/2023

VENUE :BIT PHARMACY SEMINAR HALL

TIME: 10:00 AM -3:00 PM

OUR KEY NOTE SPEAKER :

OSMANIA TECHNOLOGY BUSINESS INCUBATOR TEAM

Principal
Bharat Institute of Technology
Mangalpally (V), Ibrahimpatnam (M),
R.R. Dist - 501 510. Telangana.

Scanned with OKEN Scanner



OUR MISSION AND VISION

To build nation's one among the best centers of excellence engaged in providing overall pharmaceutical Education including training and research. Bharat Institute of Technology (Pharmacy) firmly believes that right knowledge and ethical responsibility drives individual

PRINCIPAL
Bharat Institute of Technology
Mangalpally (V), Ibrahimpatnam (M),
R.R. Dist - 501 510. Telangana.

Scanned with OKEN Scanner

BHARAT INSTITUTE OF TECHNOLOGY

Mangalpally, Ibrahimpatnam, R.R. District, PIN-501510

(Affiliated to JNTUH, Approved by AICTE and PCI, New Delhi. Accreditated by NAAC)

23/02/2023

CIRCULAR

This is to inform all the teaching and non-teaching staff that a one day seminar on "Entrepreneurship, Design thinking and Innovation" is to be held from 24th February 2023. Details of the class are furnished below kindly follow the schedule mentioned below. Class in charges shall make sure that students actively participate in the programme.

1. Title : Entrepreneurship, Design thinking and Innovation
2. Domain: Career development skills
3. Speaker: Osmania Technological Business Incubator Team
4. Date : 24/02/2023
5. Time : 10:00 AM-3:00 PM
6. Venue : Seminar Hall

PRINCIPAL
Bharat Institute of Technology
Mangalpally (V), Ibrahimpatnam (M),
R.R. Dist - 501 510, Telangana.

PRINCIPAL
Bharat Institute of Technology
Mangalpally (V), Ibrahimpatnam (M),
R.R. Dist - 501 510, Telangana.

Vision

To build nation's one among the best centers of excellence engaged in providing overall pharmaceutical Education including training and research. Bharat Institute of technology (Pharmacy) firmly believes that right knowledge and ethical responsibility drives individual commitment for the service of mankind.

Mission

M1: To bring students India's best education, as combination of teaching theory and practical application of knowledge and research in pharmaceutical sciences in order to train them to many positions of leadership and responsibility in pharmaceutical industry in academic and health care sector.

M2: To impart education, in a conductive ambience as comprehensive as possible , with the support of modern technologies and pedagogic tools and thereby develop in the students the abilities and passions to work wisely , creatively and effectively for the betterment of society.

M3: to impart a value based education, where the mind, body and the soul are holistically developed and major purpose of life is seen in the mankind and meeting the great challenges of the future.

Scanned with OKEN Scanner

BHARAT INSTITUTE OF TECHNOLOGY

Approved by PCI & AICTE and affiliated to JNTUH
Mangalpally; Ibrahimpatnam, Telangana, 501510

CERTIFICATE OF PARTICIPATION

This certificate is presented to Mr./Ms **C.Mounika**
for participating in one day seminar on ***Entrepreneurship, Design thinking and Innovation*** *conducted on 24/02/2023 at Bharat Institute of Technology , affiliated by JNTUH.*



BHARAT INSTITUTE OF TECHNOLOGY

Approved by PCI & AICTE and affiliated to JNTUH
Mangalpally; Ibrahimpatnam, Telangana, 501510

CERTIFICATE OF PARTICIPATION

This certificate is presented to Mr./Ms **B.Harshitha** for participating in one day seminar on **Entrepreneurship, Design thinking and Innovation** conducted on 24/02/2023 at Bharat Institute of Technology , affiliated by JNTUH.

Bharat Institute of Technology
Mangalpally (V), Ibrahimpatnam (M),
R.R. Dist - 501 510, Telangana.



Scanned with OKEN Scanner

BHARAT INSTITUTE OF TECHNOLOGY

Approved by PCI & AICTE and affiliated to JNTUH
Mangalpally; Ibrahimpatnam, Telangana, 501510

CERTIFICATE OF PARTICIPATION

This certificate is presented to Mr./Ms **Mohammad Umar** for participating in one day seminar on **Entrepreneurship, Design thinking and Innovation** conducted on 24/02/2023 at Bharat Institute of Technology , affiliated by JNTUH.

PRINCIPAL
Bharat Institute of Technology
Mangalpally (V), Ibrahimpatnam (M),
Ranga Reddy Dist., Telangana.



Scanned with OKEN Scanner

BHARAT INSTITUTE OF TECHNOLOGY

Approved by PCI & AICTE and affiliated to JNTUH
Mangalpally; Ibrahimpatnam, Telangana, 501510

CERTIFICATE OF PARTICIPATION

This certificate is presented to Mr./Ms **Nalla Naveen**
for participating in one day seminar on **Entrepreneurship, Design thinking and Innovation** *conducted on 24/02/2023 at Bharat Institute of Technology , affiliated by JNTUH.*

Bharat Institute of Technology
Mangalpally (V), Ibrahimpatnam (M),
R.R. Dist - 501 510 Telangana



Scanned with OKEN Scanner

BHARAT INSTITUTE OF TECHNOLOGY

Approved by PCI & AICTE and affiliated to JNTUH
Mangalpally; Ibrahimpatnam, Telangana, 501510

CERTIFICATE OF PARTICIPATION

This certificate is presented to Mr./Ms **Krishna Murty Nadini** *for participating in one day seminar on* **Entrepreneurship, Design thinking and Innovation** *conducted on 24/02/2023 at Bharat Institute of Technology , affiliated by JNTUH.*

PRINCIPAL
Bharat Institute of Technology
P.B. No. 01, Ibrahimpatnam (M),
Mangalpally - 501 510. Telangana

Scanned with OKEN Scanner

A two day work shop on "Unleash your Potential"

VENUE: SEMINAR HALL
BHARAT INSTITUTE OF TECHNOLOGY - PHARMACY
FROM 9:00 AM-4:00 PM

MARK THE DATE

16/02/2023-17/02/2023

BHARAT INSTITUTE OF TECHNOLOGY PHARMACY
SEMINAR HALL

BHARAT INSTITUTE OF TECHNOLOGY

PRINCIPAL
Bharat Institute of Technology
Mangalpally (V), Ibrahimpatnam (M)
R.R. Dist. 501 510, Telangana

OUR VISION AND MISSION

To build nation's one among the best centers of excellence engaged in providing overall pharmaceutical Education including training and research. Bharat institute of technology (Pharmacy) firmly believes that right knowledge and ethical responsibility drives individual commitment for the service of mankind

OUR KEY NOTE SPEAKER OF THE DAY :

Mr. Bugga Bhaskar

OUT COMES:

AWARENESS ON Unleashing your hidden skills

STUDENT ENROLLMENTS ARE OPEN KINDLY AVAIL THE OPPORTUNITY

PRINCIPAL
Bharat Institute of Technology
Mangalpally (V), Ibrahimpatnam (M),
R.R. Dist - 501 510, Telangana.

Scanned with OKEN Scanner

BHARAT INSTITUTE OF TECHNOLOGY

Mangalpally, Ibrahimpatnam, R.R. District, PIN-501510

(Affiliated to JNTUH, Approved by AICTE and PCI, New Delhi. Accreditated by NAAC)

15/02/2023

CIRCULAR

This is to inform all the teaching and non-teaching staff that a workshop on "Unleash your potential" is to be held from 16th February 2023 to 17th February 2023. Details of the class are furnished below kindly follow the schedule mentioned below. Class in charges shall make sure that students actively participate in the programme.

1. Title : Unleash your potential
2. Domain: Career development skills
3. Speaker: Bugga Bhaskar
4. Date : 16/02/2023-17/02/2023
5. Time : 10:00 AM-4:00 PM
6. Venue : Seminar Hall

PRINCIPAL
Bharat Institute of Technology
Mangalpally (V), Ibrahimpatnam (M),
R.R. Dist - 501 510, Telangana.

PRINCIPAL
Bharat Institute of Technology (Pharmacy)
Mangalpally (V), Ibrahimpatnam (M),
R.R. Dist - 501 510, Telangana

Vision

To build nation's one among the best centers of excellence engaged in providing overall pharmaceutical Education including training and research. Bharat Institute of technology (Pharmacy) firmly believes that right knowledge and ethical responsibility drives individual commitment for the service of mankind.

Mission

M1: To bring students India's best education, as combination of teaching theory and practical application of knowledge and research in pharmaceutical sciences in order to train them to many positions of leadership and responsibility in pharmaceutical industry in academic and health care sector.

M2: To impart education, in a conductive ambience as comprehensive as possible , with the support of modern technologies and pedagogic tools and thereby develop in the students the abilities and passions to work wisely , creatively and effectively for the betterment of society.

M3: to impart a value based education, where the mind, body and the soul are holistically developed and major purpose of life is seen in the mankind and meeting the great challenges of the future.

Scanned with OKEN Scanner

BHARAT INSTITUTE OF TECHNOLOGY

Approved by PCI & AICTE and affiliated to JNTUH
Mangalpally; Ibrahimpatnam, Telangana, 501510

CERTIFICATE OF PARTICIPATION

This certificate is presented to Mr./Ms **Meghana**
for participating in workshop on "Unleash your potential"
conducted on 16/02/2023-17/02/2023 at Bharat Institute of Technology , affiliated by JNTUH.



Scanned with OKEN Scanner

BHARAT INSTITUTE OF TECHNOLOGY

Approved by PCI & AICTE and affiliated to JNTUH
Mangalpally; Ibrahimpatnam, Telangana, 501510

CERTIFICATE OF PARTICIPATION

This certificate is presented to Mr./Ms ***Bandi Avinash Goud***
for participating in workshop on ***"Unleash your potential"***
conducted on 16/02/2023-17/02/2023 at Bharat Institute of Technology , affiliated by JNTUH.

Principal
Bharat Institute of Technology (M),
Mangalpally (V), Ibrahimpatnam (M),
R.R. Dist - 501 510, Telangana.

Scanned with OKEN Scanner

BHARAT INSTITUTE OF TECHNOLOGY



BHARAT INSTITUTIONS
IMPARTING VALUE BASED EDUCATION

WORK SHOP ON ICT SMART PROGRAMMING

REGISTER NOW

DATE: 04/01/2021

VENUE : BIT PHARMACY SEMINAR HALL

TIME : 2:30 PM TO 4:00 PM

PRINCIPAL
Bharat Institute of Technology
Mangalpally (V), Ibrahimpatnam
R.R. Dist.

Scanned with OKEN Scanner

OUR KEYNOTE SPEAKER:

DR. SRI. T. MOHAN KRISHNA (GLOBAL SOFTWARE SKILLS TRAINING, HYDERABAD)

VISION AND MISSION

To build nation's one among the best centers of excellence engaged in providing overall pharmaceutical Education including training and research. Bharat Institute of technology (Pharmacy) is one of the leading institutes of Pharmaceutical Sciences in the state of Telangana.

PRINCIPAL
Bharat Institute of Technology
Mangalpally (V), Ibrahimpatnam (M),
R.R. Dist - 501 510, Telangana.

Scanned with OKEN Scanner

BHARAT INSTITUTE OF TECHNOLOGY

Mangalpally, Ibrahimpatnam, R.R. District, PIN-501510

(Affiliated to JNTUH, Approved by AICTE and PCI, New Delhi. Accreditated by NAAC)

03/01/2023

CIRCULAR

This is to inform all the teaching and non-teaching staff that a workshop is to be held on 4th January 2023. Details of the class are furnished below kindly follow the schedule mentioned below. Class in charges shall make sure that students actively participate in the programme.

1. Title : Workshop on ICT and smart learning
2. Domain: computing skills
3. Speaker: Dr. Sri. T. Mohan Krishna (Global software skills training, Hyderabad)
4. Date : 4/01/2023
5. Time : 2:30 pm-3:30 pm
6. Venue : Seminar Hall

PRINCIPAL

PRINCIPAL
Bharat Institute of Technology
Mangalpally (V), Ibrahimpatnam (M),
R.R. Dist.-501 510. Telangana.

Vision

To build nation's one among the best centers of excellence engaged in providing overall pharmaceutical Education including training and research. Bharat Institute of technology (Pharmacy) firmly believes that right knowledge and ethical responsibility drives individual commitment for the service of mankind.

Mission

M1: To bring students India's best education, as combination of teaching theory and practical application of knowledge and research in pharmaceutical sciences in order to train them to many positions of leadership and responsibility in pharmaceutical industry in academic and health care sector.

M2: To impart education, in a conductive ambience as comprehensive as possible , with the support of modern technologies and pedagogic tools and thereby develop in the students the abilities and passions to work wisely , creatively and effectively for the betterment of society.

M3: to impart a value based education, where the mind, body and the soul are holistically developed and major purpose of life is seen in the mankind and meeting the great challenges of the future.

Scanned with OKEN Scanner

BHARAT INSTITUTE OF TECHNOLOGY

Approved by PCI & AICTE and affiliated to JNTUH
Mangalpally; Ibrahimpatnam, Telangana, 501510

CERTIFICATE OF PARTICIPATION

This certificate is presented to Mr./Ms PRAVALLIKA for participating in ICT workshop conducted on 4/01/2023 at Bharat Institute of Technology , affiliated by JNTUH.

PRINCIPAL
Bharat Institute of Technology
...ally (V), Ibrahimpatnam (M),
... Telangana



Scanned with OKEN Scanner

BHARAT INSTITUTE OF TECHNOLOGY

Approved by PCI & AICTE and affiliated to JNTUH
Mangalpally; Ibrahimpatnam, Telangana, 501510

CERTIFICATE OF PARTICIPATION

This certificate is presented to Mr./Ms **SHIVA KUMAR** *for participating in ICT workshop conducted on 4/01/2023 at Bharat Institute of Technology , affiliated by JNTUH.*

PRINCIPAL
Bharat Institute of Technology
Mangalpally



Scanned with OKEN Scanner

BHARAT INSTITUTE OF TECHNOLOGY

Approved by PCI & AICTE and affiliated to JNTUH
Mangalpally; Ibrahimpatnam, Telangana, 501510

CERTIFICATE OF PARTICIPATION

This certificate is presented to Mr./Ms SIRISHA *for participating in ICT workshop conducted on 4/01/2023 at Bharat Institute of Technology , affiliated by JNTUH.*

PRINCIPAL
Bharat Institute of Technology
Mangalpally (V), Ibrahimpatnam (M),



Scanned with OKEN Scanner

BHARAT INSTITUTE OF TECHNOLOGY

Mangalpally, Ibrahimpatnam, R.R. District, PIN-501510

(Affiliated to JNTUH, Approved by AICTE and PCI, New Delhi. Accreditated by NAAC)

ATTENDANCE SHEET

S.No	Name of the student	Group	Signature
1.	Sai	B.Pharmacy	Sai
2.	Pravalika	B.Pharmacy	Pravalika
3.	Nikshitha	B.Pharmacy	Nikshitha
4.	Yogesh	B.Pharmacy	Yogesh
5.	Shiva Kumar	B.Pharmacy	Shivakumar
6.	Sirisha	B.Pharmacy	Sirisha
7.	Meghana	B.Pharmacy	Meghana
8.	Alle Vamshi Krishna	B.Pharmacy	A. Vamshi krishna
9.	Ambilpur Nandini	B.Pharmacy	Nandini
10.	Anusha Nenavath	B.Pharmacy	Anusha Nenavath
11.	B.Sony	B.Pharmacy	Sony.
12.	Badella Varshini	B.Pharmacy	Varshini
13.	Bairee Priyanka	B.Pharmacy	Priyanka
14.	Bakka Nissi	B.Pharmacy	Nissi
15.	Bandi Avinash Goud	B.Pharmacy	Avinash Goud
16.	Bathula Shivani	B.Pharmacy	
17.	Battula Bhanu Prakash	B.Pharmacy	B. Bhanu Prakash
18.	Baswapur Bhavani	B.Pharmacy	Bhavani
19.	Chiluka Mounika	B.Pharmacy	Mounika
20.	Chindam Sushma	B.Pharmacy	Ch. Sushma
21.	Chivarala Poojitha	B.Pharmacy	Poojitha
22.	Chowgani Akanksha Goud	B.Pharmacy	Akanksha Goud
23.	Dadi Sumanth	B.Pharmacy	D. Sumanth
24.	Devarakonda Navadeep	B.Pharmacy	D. Navadeep
25.	Dulla Spandana	B.Pharmacy	Spandana.
26.	E.Laxmi Prasanna	B.Pharmacy	Keerthi
27.	Maroju Keerthi	B.Pharmacy	
28.	Maskuri Sruthi	B.Pharmacy	

PRINCIPAL
Bharat Institute of Technology
Mangalpally (V), Ibrahimpatnam (M),
R.R. Dist - 501 510, Telangana.

Scanned with OKEN Scanner

BHARAT INSTITUTE OF TECHNOLOGY

Mangalpally, Ibrahimpatnam, R.R. District, PIN-501510

(Affiliated to JNTUH, Approved by AICTE and PCI, New Delhi. Accreditated by NAAC)

29.	Medudula Prashanth	B.Pharmacy	Prashanth
30.	Mendu Charitha	B.Pharmacy	M. Charitha
31.	Mohammed Maaz Hussain	B.Pharmacy	Hussain
32.	Mohammad Umar	B.Pharmacy	Umar
33.	Mudavath Shobha	B.Pharmacy	
34.	Muppidi Shivani	B.Pharmacy	
35.	Muthi Rohith	B.Pharmacy	M. Rohith
36.	Muthagari Akshaya	B.Pharmacy	Akshaya
37.	Nagulapally Raghavendra Rao	B.Pharmacy	Raghavendra
38.	Nakkapothu Shiva Ram	B.Pharmacy	Shiva Ram
39.	Nalla Naveen	B.Pharmacy	Naveen
40.	Telukuntla Teja Reddy	B.Pharmacy	Teja
41.	V. Hari Kishore Reddy	B.Pharmacy	Kishore
42.	V.Ajay	B.Pharmacy	V. Ajay
43.	Vaddireddy Sahithya	B.Pharmacy	Sahithya
44.	Vadla Shiva Prakash	B.Pharmacy	prakash
45.	Yanala Sushma	B.Pharmacy	K. Gowtham
46.	Kolanu Gowtham	B.Pharmacy	Sushma
47.	Komera Nikitha	B.Pharmacy	K. Nikitha
48.	Kondam Yashvanth Reddy	B.Pharmacy	Yashvanth
49.	Kotha Radika	B.Pharmacy	K. Radhika
50.	Krishna Murty Nadini	B.Pharmacy	Murty
51.	Mohammed Maqsood	B.Pharmacy	Maqsood

R.K.

PRINCIPAL
Bharat Institute of Technology
Mangalpally (V), Ibrahimpatnam (M),
R.R. Dist - 501 510. Telangana.

Scanned with OKEN Scanner

BHARAT INSTITUTE OF TECHNOLOGY

Mangalpally, Ibrahimpatnam, R.R. District, PIN-501510

(Affiliated to JNTUH, Approved by AICTE and PCI, New Delhi. Accreditated by NAAC)

08/04/2023

CIRCULAR

This is to inform all the faculties and students that we are conducting a webinar Computer aided drug designing :A customized and innovative solution to the greatest challenges in chemistry to be held on 09th April 2023. Details of the class are furnished below kindly follow the schedule mentioned below. Class in charges shall make sure that students actively participate in the programme.

1. Title : Webinar
2. Speaker: Mr.P.Venkatesh
3. Date : 09/04/2023
4. Time : 11:00 pm-02:30 pm
5. Venue : Seminar Hall

PRINCIPAL

PRINCIPAL
Bharat Institute of Technology
Mangalpally (V), Ibrahimpatnam (M),
R.R. Dist - 501 510. Telangana.

Vision

To build nation's one among the best centers of excellence engaged in providing overall pharmaceutical Education including training and research. Bharat Institute of technology (Pharmacy) firmly believes that right knowledge and ethical responsibility drives individual commitment for the service of mankind.

Mission

M1: To bring students India's best education, as combination of teaching theory and practical application of knowledge and research in pharmaceutical sciences in order to train them to many positions of leadership and responsibility in pharmaceutical industry in academic and health care sector.

M2: To impart education, in a conductive ambience as comprehensive as possible , with the support of modern technologies and pedagogic tools and thereby develop in the students the abilities and passions to work wisely , creatively and effectively for the betterment of society.

M3: to impart a value based education, where the mind, body and the soul are holistically developed and major purpose of life is seen in the mankind and meeting the great challenges of the future.

Scanned with OKEN Scanner

BHARAT INSTITUTIONS

Approved by AICTE, Pharmacy Council of India and Affiliated to JNTUH
Manghalpally (Village), Ibrahimpatnam (Mandal), R.R District-501510
Accreditated by NAAC

WEBINAR
ON
COMPUTER AIDED DRUG DESIGNING: A CUSTOMISED AND INNOVATIVE SOLUTION TO THE GREATEST CHALLENGES IN CHEMISTRY

APRIL 09 2K223

Organized by

DEPARTMENT OF PHARMACY

Under the aegis of IQAC

By

Bharat Institute of Technology

&

R& D

Certificate will be provided

❖ **CHIEF PATRON**

Sri Ch. Venu Gopal Reddy
Chairman and Secretary
Bharat Group of Institutions

❖ **PATRON**

Dr. Anuvrat Sharma, *M.Pharm, Ph.D*
Professor & Principal (BIT)

❖ **CONVENER'S**

Dr. Lakshmi Alekhya K, *M.Pharm, Ph.D*
Assistant Professor
Dr. Praveen Kumar N, *M.S (Pharm), Ph.D, PGDIPR*
Assistant Professor
Mrs. Azka Fathima ,M.pharm
Assistant professor

❖ **ORGANIZING COMMITTEE**

Dr. Arifa Begum, *M.Pharm, Ph.D*
Professor & Principal (BSP)
Mrs P. Swetha, *M.Pharm, WOS-C*
Assistant Professor

Registration - Free

Scan the below QR Code for **Registration**
End date: 09-09-2023 by 12.00 PM

Scanned with OKEN Scanner

FACULTY CO-ORDINATORS

Dr. Namratha Sunkara, *M.Pharm, Ph.D*
Dr. Reddy Nazemoon, *M.Pharm, Ph.D*
Dr. J. Bhaskar, *M.Pharm, Ph.D*
Dr. Nikhat Farhana, *M.Pharm, Ph.D*
Dr. Asra Jabeen, *M.Pharm, Ph.D*
Dr. Shanji Lysetty, *M.Pharm, Ph.D*
Dr. Nahid, *Pharm.D*
Dr. Safa Hussain, *Pharm.D*
Ms. Twila Pushpa, *M.Pharm*
Mrs. Azka Fathima, *M.Pharm*
Mrs. Kabitha Banik, *M.Pharm*
Mrs. Ayesha Siddiqua, *M.Pharm*
Ms. Rachel, *M.Pharm*
Mrs. Kavya *M.A (Literature)*
Ms. Teja Sri Sowmya Kari, *M.Pharm*
Mrs. Mohammadi Amjad, *M.Pharm*
Ms. Glory, *M.Pharm*

Computer Aided Drug Design

Haroch Senderowitz
Department of Chemistry
Bar Ilan University

Bar-Yehuda Workshop
April 2010

Computer Aided Drug Designing (CADD)

So Simple & No Confusion

Part-1

- What are different techniques/ methods?





Scanned with OKEN Scanner

BHARAT INSTITUTE OF TECHNOLOGY

A WORKSHOP ON COMMUNICATION SKILLS

DATE: 12/12/2022 - 14/12/2022
VENUE : BIT PHARMACY SEMINAR HALL
TIME: 2:30-3:30 PM

OUR KEY NOTE SPEAKER:
1.Ms. Bhanumathi
(Communication Skills trainer from Planet Spark)



REGISTRATIONS ARE OPEN

PRINCIPAL
Bharat Institute of Technology
Mangalpally (V), Ibrahimpatnam (M).
R.R. Dist - 501 510. Telangana.

Scanned with OKEN Scanner



OUR MISSION AND VISION

To build nation's one among the best centers of excellence engaged in providing overall pharmaceutical Education including training and research. Bharat Institute of technology (Pharmacy) firmly believes that right knowledge and ethical responsibility drives individual commitment for the

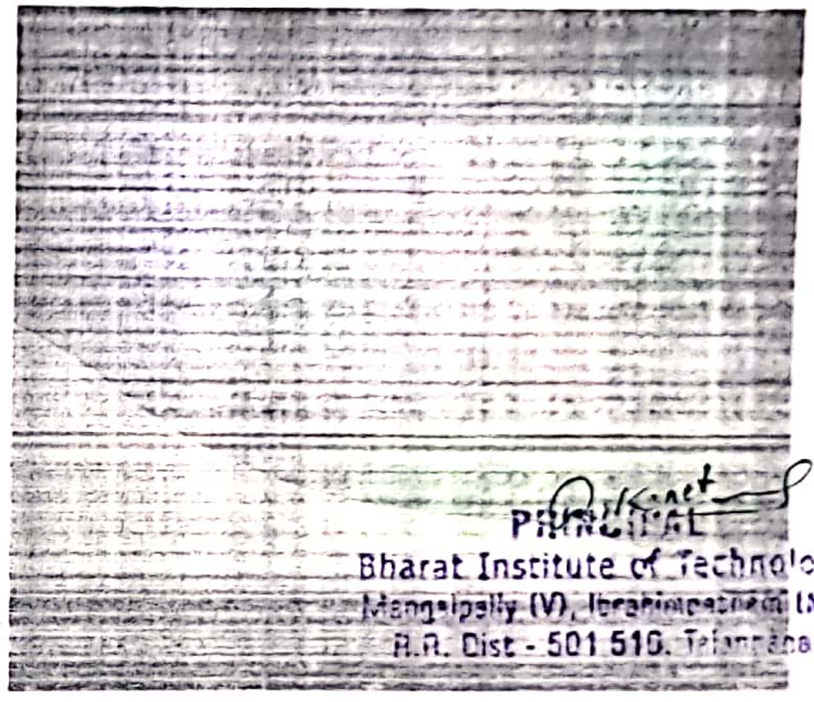

Scanned with OKEN Scanner

BHARAT INSTITUTE OF TECHNOLOGY

Mangalpally, Ibrahimpatnam, R.R. District, PIN-501510
(Affiliated to JNTUH, Approved by AICTE and PCI, New Delhi. Accreditated by NAAC)

10/12/2022

CIRCULAR

This is to inform all the teaching and non-teaching staff that a work shop is conducted on **Communication skills** is to be held from 12th to 14th - December 2022. Details of the class are furnished below kindly follow the schedule mentioned below. Class in charges shall make sure that students actively participate in the programme.

1. Title : Commuication skills workshop
2. Domain: Conversation skills, Grammer, vocabulary and Public Performance.
3. Speaker: Ms. Bhanumathi (Communication Skills trainer from Planet Spark)
4. Date : 12/12/2022-14/12/2022
5. Time : 2:30 pm-3:30 pm
6. Venue : Seminar Hall

PRINCIPAL

PRINCIPAL
Bharat Institute of Technology
Mangalpally (V), Ibrahimpatnam (M),
R.R. Dist - 501 510 Telangana.

Vision

To build nation's one among the best centers of excellence engaged in providing overall pharmaceutical Education including training and research. Bharat Institute of technology (Pharmacy) firmly believes that right knowledge and ethical responsibility drives individual commitment for the service of mankind.

Mission

M1: To bring students India's best education, as combination of teaching theory and practical application of knowledge and research in pharmaceutical sciences in order to train them to many positions of leadership and responsibility in pharmaceutical industry in academic and health care sector.

M2: To impart education, in a conductive ambience as comprehensive as possible , with the support of modern technologies and pedagogic tools and thereby develop in the students the abilities and passions to work wisely , creatively and effectively for the betterment of society.

M3: to impart a value based education, where the mind, body and the soul are holistically developed and major purpose of life is seen in the mankind and meeting the great challenges of the future.

Scanned with OKEN Scanner

BHARAT INSTITUTE OF TECHNOLOGY

Approved by PCI & AICTE and affiliated to JNTUH
Mangalpally; Ibrahimpatnam, Telangana, 501510

CERTIFICATE OF PARTICIPATION

This certificate is presented to Mr./Ms Alle vamsi krishna for participating in **Communication skills** workshop conducted on 12/12/2022-14/12/2022at Bharat Institute of Technology , affiliated by JNTUH.

PRINCIPAL
Bharat Institute of Technology
Mangalpally (V)
P.O. Dist - 501 510

Scanned with OKEN Scanner



BHARAT INSTITUTE OF TECHNOLOGY

Approved by PCI & AICTE and affiliated to JNTUH
Mangalpally; Ibrahimpatnam, Telangana, 501510

CERTIFICATE OF PARTICIPATION

This certificate is presented to Mr./Ms **Bairee Priyanka** for participating in **Communication skills** workshop conducted on 12/12/2022-14/12/2022at Bharat Institute of Technology , affiliated by JNTUH.



BHARAT INSTITUTE OF TECHNOLOGY

Approved by PCI & AICTE and affiliated to JNTUH
Mangalpally; Ibrahimpatnam, Telangana, 501510

CERTIFICATE OF PARTICIPATION

This certificate is presented to Mr./Ms ***Baswapur Bhavani*** *for participating in* ***Communication skills*** *workshop conducted on 12/12/2022-14/12/2022at Bharat Institute of Technology , affiliated by JNTUH.*

PRINCIPAL
Bharat Institute of Technology
Mangalpally (V), Ibrahimpatnam (M)



BHARAT INSTITUTE OF TECHNOLOGY

Mangalpally, Ibrahimpatnam, R.R. District, PIN-501510

(Affiliated to JNTUH, Approved by AICTE and PCI, New Delhi. Accreditated by NAAC)

ATTENDANCE SHEET

S.No	Name of the student	Group	Signature
1.	Alle Vamshi Krishna	B.Pharmacy	
2.	Ambilpur Nandini	B.Pharmacy	
3.	Anusha Nenavath	B.Pharmacy	
4.	B.Sony	B.Pharmacy	
5.	Badella Varshini	B.Pharmacy	
6.	Bairee Priyanka	B.Pharmacy	
7.	Bakka Nissi	B.Pharmacy	
8.	Bandi Avinash Goud	B.Pharmacy	
9.	Bathula Shivani	B.Pharmacy	
10.	Battula Bhanu Prakash	B.Pharmacy	
11.	Baswapur Bhavani	B.Pharmacy	
12.	Chiluka Mounika	B.Pharmacy	
13.	Chindam Sushma	B.Pharmacy	
14.	Chivarala Poojitha	B.Pharmacy	
15.	Chowgani Akanksha Goud	B.Pharmacy	
16.	Dadi Sumanth	B.Pharmacy	
17.	Mohammed Maaz Hussain	B.Pharmacy	
18.	Mohammad Umar	B.Pharmacy	
19.	Mudavath Shobha	B.Pharmacy	
20.	Muppidi Shivani	B.Pharmacy	
21.	Muthi Rohith	B.Pharmacy	
22.	Muthagari Akshaya	B.Pharmacy	
23.	Nagulapally Raghavendra Rao	B.Pharmacy	
24.	Nakkapothu Shiva Ram	B.Pharmacy	
25.	Nalla Naveen	B.Pharmacy	
26.	Telukuntla Teja Reddy	B.Pharmacy	
27.	V. Hari Kishore Reddy	B.Pharmacy	

PRINCIPAL
Bharat Institute of Technology
Mangalpally (V), Ibrahimpatnam (M),
R.R. Dist - 501 510. Telangana.

Scanned with OKEN Scanner

BHARAT INSTITUTE OF TECHNOLOGY

Mangalpally, Ibrahimpatnam, R.R. District, PIN-501510

(Affiliated to JNTUH, Approved by AICTE and PCI, New Delhi. Accreditated by NAAC)

	V.Ajay	B.Pharmacy	
29.	Vaddireddy Sahithya	B.Pharmacy	
30.	Vadla Shiva Prakash	B.Pharmacy	
31.	Yanala Sushma	B.Pharmacy	
32.	Kolanu Gowtham	B.Pharmacy	
33.	Komera Nikitha	B.Pharmacy	
34.	Kondam Yashvanth Reddy	B.Pharmacy	
35.	Kotha Radika	B.Pharmacy	
36.	Krishna Murty Nadini	B.Pharmacy	
37.	Mohammed Maqsood	B.Pharmacy	
38.	Sai	B.Pharmacy	
39.	Pravalika	B.Pharmacy	
40.	Nikshitha	B.Pharmacy	
41.	Yogesh	B.Pharmacy	
42.	Shiva Kumar	B.Pharmacy	
43.	Sirisha	B.Pharmacy	
44.	Devarakonda Navadeep	B.Pharmacy	
45.	Dulla Spandana	B.Pharmacy	
46.	E.Laxmi Prasanna	B.Pharmacy	
47.	Maroju Keerthi	B.Pharmacy	
48.	Maskuri Sruthi	B.Pharmacy	
49.	Medudula Prashanth	B.Pharmacy	
50.	Mendu Charitha	B.Pharmacy	

PRINCIPAL
Bharat Institute of Technolo.
Mangalpally (V), Ibrahimpatnam (M)
R.R. Dist - 501 510. Telangana.

Scanned with OKEN Scanner

BHARAT INSTITUTIONS

SEMINAR ON PROBLEM SOLVING SKILLS

PRINCIPAL
Bharat Institute of Technology
Mangalpally (V), Ibrahimpatnam
R.R. Dist - 501 510. Telangana.

Scanned with OKEN Scanner

Title : Problem Solving Skills

Domain: Career development skills

Speaker: J. Hima Bindu

Date : 07/12/2022

Time : 10:00 AM-2:00 PM

Venue : Seminar Hall

OUR VISION AND MISSION

To build nation's one among the best centers of excellence engaged in providing overall pharmaceutical Education including training and research. Bharat Institute of technology (Pharmacy) firmly believes that right knowledge and ethical responsibility drives individual commitment for the service of mankind.

PRINCIPAL
Bharat Institute of Technology
Mangalpally (V), Ibrahimpatnam (M),
R.R. Dist - 501 510. Telangana.

Scanned with OKEN Scanner

BHARAT INSTITUTE OF TECHNOLOGY

Mangalpally, Ibrahimpatnam, R.R. District, PIN-501510

(Affiliated to JNTUH, Approved by AICTE and PCI, New Delhi. Accreditated by NAAC)

07/12/2022

CIRCULAR

This is to inform all the teaching and non-teaching staff that a seminar on "Problem solving Skills" is to be held on 8th December 2022. Details of the class are furnished below kindly follow the schedule mentioned below. Class in charges shall make sure that students actively participate in the programme.

1. Title : Problem Solving Skills
2. Domain: Career development skills
3. Speaker: J. Hima Bindu
4. Date : 08/12/2022
5. Time : 10:00 AM-2:00 PM
6. Venue : Seminar Hall

PRINCIPAL

PRINCIPAL
Bharat Institute of Technology
Mangalpally (V), Ibrahimpatnam (M),
R.R. Dist. 501 510. Telangana.

Vision

To build nation's one among the best centers of excellence engaged in providing overall pharmaceutical Education including training and research. Bharat Institute of technology (Pharmacy) firmly believes that right knowledge and ethical responsibility drives individual commitment for the service of mankind.

Mission

M1: To bring students India's best education, as combination of teaching theory and practical application of knowledge and research in pharmaceutical sciences in order to train them to many positions of leadership and responsibility in pharmaceutical industry in academic and health care sector.

M2: To impart education, in a conductive ambience as comprehensive as possible , with the support of modern technologies and pedagogic tools and thereby develop in the students the abilities and passions to work wisely , creatively and effectively for the betterment of society.

M3: to impart a value based education, where the mind, body and the soul are holistically developed and major purpose of life is seen in the mankind and meeting the great challenges of the future.

Scanned with OKEN Scanner

BHARAT INSTITUTE OF TECHNOLOGY

Approved by PCI & AICTE and affiliated to JNTUH
Mangalpally; Ibrahimpatnam, Telangana, 501510

CERTIFICATE OF PARTICIPATION

This certificate is presented to Mr./Ms ***Ambilpur Nandini*** *for participating in* **Problem Solving Skills** *program conducted on 07/12/2022 at Bharat Institute of Technology , affiliated by JNTUH.*

PRINCIPAL
Bharat Institute of Technology
Mangalpally (V), Ibrahimpatnam (M)
R.R. Dist - 501 510. Telangana



Scanned with OKEN Scanner

BHARAT INSTITUTE OF TECHNOLOGY

Approved by PCI & AICTE and affiliated to JNTUH
Mangalpally; Ibrahimpatnam, Telangana, 501510

CERTIFICATE OF PARTICIPATION

This certificate is presented to Mr./Ms Bandi Avinash *Goud for participating in* **Problem Solving Skills** *program conducted on 07/12/2022 at Bharat Institute of Technology , affiliated by JNTUH.*

PRINCIPAL
Bharat Institute of Technology
Mangalpally (V), Ibrahimpatnam (M),
R.R. Dist - 501 510. Telangana.



Scanned with OKEN Scanner

BHARAT INSTITUTE OF TECHNOLOGY

Approved by PCI & AICTE and affiliated to JNTUH
Mangalpally; Ibrahimpatnam, Telangana, 501510

CERTIFICATE OF PARTICIPATION

This certificate is presented to Mr./Ms Chowgani Akanksha Goud
for participating in **Problem Solving Skills** *program conducted on*
07/12/2022 at Bharat Institute of Technology , affiliated by JNTUH.

PRINCIPAL
Bharat Institute of Technology
Mangalpally (V), Ibrahimpatnam (M).
R.R. Dist - 501 510. Telangana

Scanned with OKEN Scanner

BHARAT INSTITUTE OF TECHNOLOGY

Approved by PCI & AICTE and affiliated to JNTUH
Mangalpally; Ibrahimpatnam, Telangana, 501510

CERTIFICATE OF PARTICIPATION

This certificate is presented to Mr./Ms Chiluka Mounika
for participating in **Problem Solving Skills** program conducted on
07/12/2022 at Bharat Institute of Technology , affiliated by JNTUH.

PRINCIPAL
Bharat Institute of Technology
Mangalpally (V), Ibrahimpatnam (M),
R.R. Dist - 501 510. Telangana.



Scanned with OKEN Scanner

BHARAT INSTITUTE OF TECHNOLOGY

Approved by PCI & AICTE and affiliated to JNTUH
Mangalpally; Ibrahimpatnam, Telangana, 501510

CERTIFICATE OF PARTICIPATION

This certificate is presented to Mr./Ms **Dadi Sumanth**
for participating in **Problem Solving Skills** program conducted on
07/12/2022 at Bharat Institute of Technology , affiliated by JNTUH.

PRINCIPAL
Bharat Institute of Technology
Mangalpally (V), Ibrahimpatnam (M).
R.R. Dist - 501 510. Telangana.

Scanned with OKEN Scanner

BHARAT INSTITUTE OF TECHNOLOGY

Mangalpally, Ibrahimpatnam, R.R. District, PIN-501510

(Affiliated to JNTUH, Approved by AICTE and PCI, New Delhi. Accreditated by NAAC)

ATTENDANCE SHEET

S.No	Name of the student	Group	Signature
1.	B. Harshitha	B.Pharmacy	
2.	C.Mounika	B.Pharmacy	
3.	Anusha Nenavath	B.Pharmacy	
4.	B.Sony	B.Pharmacy	
5.	Badella Varshini	B.Pharmacy	
6.	Bairee Priyanka	B.Pharmacy	
7.	Bakka Nissi	B.Pharmacy	
8.	Sai	B.Pharmacy	
9.	Pravalika	B.Pharmacy	
10.	Nikshitha	B.Pharmacy	
11.	Yogesh	B.Pharmacy	
12.	Shiva Kumar	B.Pharmacy	
13.	Sirisha	B.Pharmacy	
14.	Meghana	B.Pharmacy	
15.	Bandi Avinash Goud	B.Pharmacy	
16.	Bathula Shivani	B.Pharmacy	
17.	Battula Bhanu Prakash	B.Pharmacy	
18.	Baswapur Bhavani	B.Pharmacy	
19.	Chiluka Mounika	B.Pharmacy	
20.	Chindam Sushma	B.Pharmacy	
21.	Chivarala Poojitha	B.Pharmacy	
22.	Chowgani Akanksha Goud	B.Pharmacy	
23.	Dadi Sumanth	B.Pharmacy	
24.	Devarakonda Navadeep	B.Pharmacy	
25.	Dulla Spandana	B.Pharmacy	
26.	E.Laxmi Prasanna	B.Pharmacy	
27.	Maroju Keerthi	B.Pharmacy	
28.	Maskuri Sruthi	B.Pharmacy	

PRINCIPAL
Bharat Institute of Technology
Mangalpally (V), Ibrahimpatnam (M),
R.R. Dist - 501 510. Telangana.

Scanned with OKEN Scanner

BHARAT INSTITUTE OF TECHNOLOGY

Mangalpally, Ibrahimpatnam, R.R. District, PIN-501510

(Affiliated to JNTUH, Approved by AICTE and PCI, New Delhi. Accreditated by NAAC)

29.	Medudula Prashanth	B.Pharmacy	
30.	Mendu Charitha	B.Pharmacy	
31.	Mohammed Maaz Hussain	B.Pharmacy	
32.	Mohammad Umar	B.Pharmacy	
33.	Mudavath Shobha	B.Pharmacy	
34.	Muppidi Shivani	B.Pharmacy	
35.	Muthi Rohith	B.Pharmacy	
36.	Muthagari Akshaya	B.Pharmacy	
37.	Nagulapally Raghavendra Rao	B.Pharmacy	
38.	Nakkapothu Shiva Ram	B.Pharmacy	
39.	Nalla Naveen	B.Pharmacy	
40.	Telukuntla Teja Reddy	B.Pharmacy	
41.	V. Hari Kishore Reddy	B.Pharmacy	
42.	V.Ajay	B.Pharmacy	
43.	Vaddireddy Sahithya	B.Pharmacy	
44.	Vadla Shiva Prakash	B.Pharmacy	
45.	Yanala Sushma	B.Pharmacy	
46.	Kolanu Gowtham	B.Pharmacy	
47.	Komera Nikitha	B.Pharmacy	
48.	Kondam Yashvanth Reddy	B.Pharmacy	
49.	Kotha Radika	B.Pharmacy	
50.	Krishna Murty Nadini	B.Pharmacy	
51.	Mohammed Maqsood	B.Pharmacy	

PRINCIPAL
Bharat Institute of Technology
Mangalpally (V), Ibrahimpatnam (M),
R.R. Dist - 501 510. Telangana.

Scanned with OKEN Scanner

BHARAT INSTITUTIONS

STARTING VALUE BASED EDUCATION

BHARAT INSTITUTE OF TECHNOLOGY

Workshop on 21 st century transferrable skills

REGISTRATIONS ARE OPEN

Join and Visit Us

DATE: 9/11/2022-11/11/2022

VENUE: BIT PHARMACY SEMINAR HALL

TIME: 2:30-3:30 PM

PRINCIPAL
Bharat Institute of Technology
Mangalpally (V), Ibrahimpatnam (M)
R.R. Dist. - 501 510. Telangana

Scanned with OKEN Scanner

KEY NOTE SPEAKER

Mr. Mark Louis Horne

VISION

To build nation's one among the best centers of excellence engaged in providing overall pharmaceutical
Education including training and research. Bharat Institute of technology (Pharmacy) firmly believes that right knowledge and ethical responsibility drives individual commitment for the service of mankind.



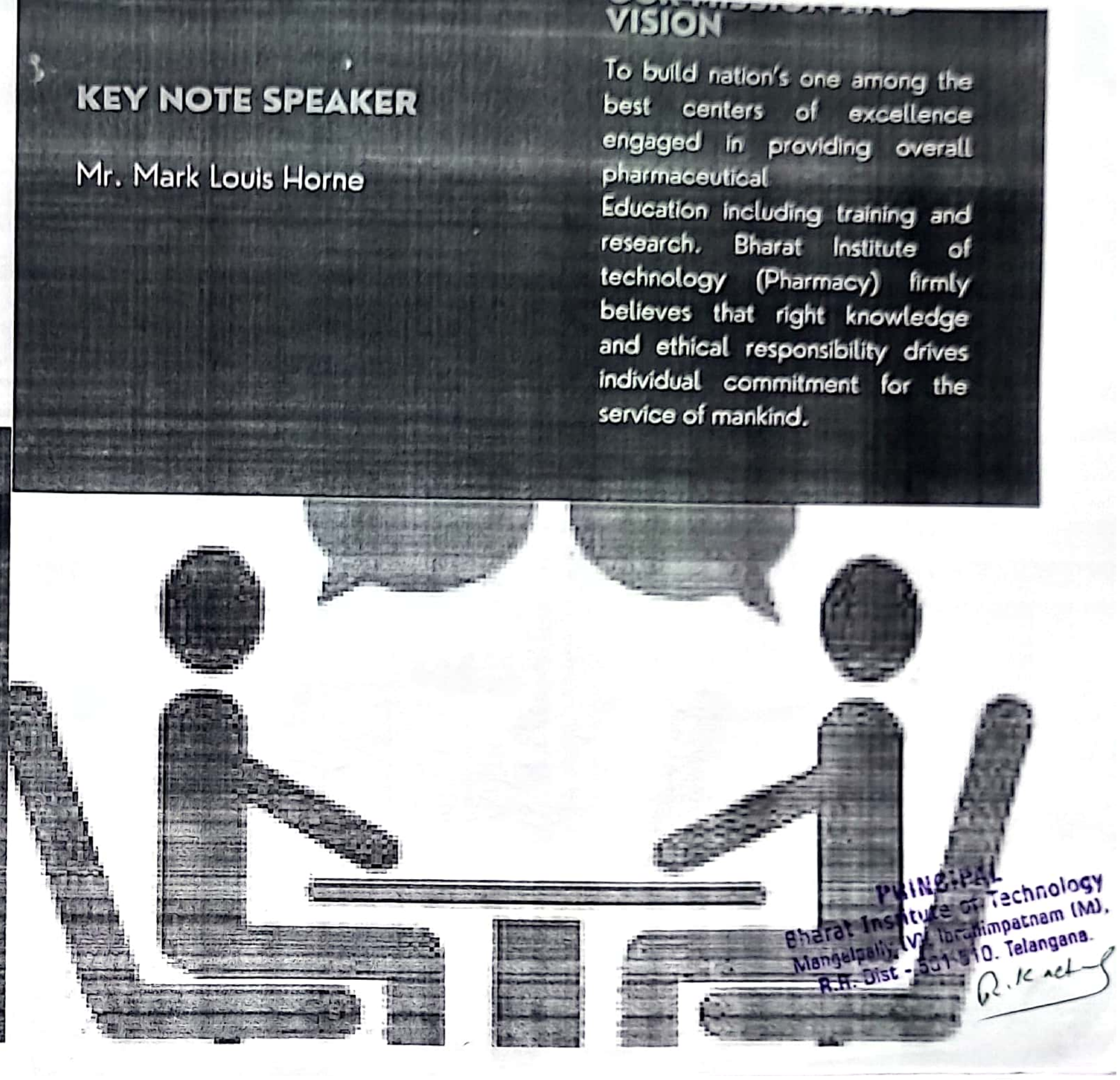

PRINCIPAL
Bharat Institute of Technology
Mangelpally (V), Ibrahimpatnam (M),
R.R. Dist - 501 510. Telangana.

Scanned with OKEN Scanner

BHARAT INSTITUTE OF TECHNOLOGY

Mangalpally, Ibrahimpatnam, R.R. District, PIN-501510

(Affiliated to JNTUH, Approved by AICTE and PCI, New Delhi. Accreditated by NAAC)

05/11/2022

CIRCULAR

This is to inform all the teaching and non-teaching staff that a workshop on "21st Century transferrable Skills" is to be held from 9th November 2022 to 11th November 2022. Details of the class are furnished below kindly follow the schedule mentioned below. Class in charges shall make sure that students actively participate in the programme.

1. Title : Workshop on 21st Century transferrable skills
2. Domain: Career development skills
3. Speaker: Mr. Mark Louis Horne
4. Date : 9/11/2022-11/11/2022
5. Time : 2:30 pm-3:30 pm
6. Venue : Seminar Hall

PRINCIPAL

PRINCIPAL
Bharat Institute of Technology
Mangalpally (V), Ibrahimpatnam (M),
R.R. Dist. - 501 510. Telangana.

Vision

To build nation's one among the best centers of excellence engaged in providing overall pharmaceutical Education including training and research. Bharat Institute of technology (Pharmacy) firmly believes that right knowledge and ethical responsibility drives individual commitment for the service of mankind.

Mission

M1: To bring students India's best education, as combination of teaching theory and practical application of knowledge and research in pharmaceutical sciences in order to train them to many positions of leadership and responsibility in pharmaceutical industry in academic and health care sector.

M2: To impart education, in a conductive ambience as comprehensive as possible , with the support of modern technologies and pedagogic tools and thereby develop in the students the abilities and passions to work wisely , creatively and effectively for the betterment of society.

M3: to impart a value based education, where the mind, body and the soul are holistically developed and major purpose of life is seen in the mankind and meeting the great challenges of the future.

Scanned with OKEN Scanner

BHARAT INSTITUTE OF TECHNOLOGY

Approved by PCI & AICTE and affiliated to JNTUH
Mangalpally; Ibrahimpatnam, Telangana, 501510

CERTIFICATE OF PARTICIPATION

This certificate is presented to Mr./Ms Ambilpur Nandini for participating in **Workshop on 21st Century transferrable skills** workshop conducted on 9/11/2022-11/11/2022 at Bharat Institute of Technology , affiliated by JNTUH.



Scanned with OKEN Scanner

BHARAT INSTITUTE OF TECHNOLOGY

Approved by PCI & AICTE and affiliated to JNTUH
Mangalpally; Ibrahimpatnam, Telangana, 501510

CERTIFICATE OF PARTICIPATION

This certificate is presented to Mr./Ms ***Alle Vamshi Krishna*** *for participating in* ***Workshop on 21st Century transferrable skills*** *workshop conducted on 9/11/2022-11/11/2022 at Bharat Institute of Technology , affiliated by JNTUH.*

PRINCIPAL
Bharat Institute of Technology
Mangalpally (V), Ibrahimpatnam (M)
R.R. Dist - 501 510, Telangana

Scanned with OKEN Scanner

BHARAT INSTITUTE OF TECHNOLOGY

Approved by PCI & AICTE and affiliated to JNTUH
Mangalpally; Ibrahimpatnam, Telangana, 501510

CERTIFICATE OF PARTICIPATION

This certificate is presented to Mr./Ms ***Bakka Nissi*** *for participating in* ***Workshop on 21st Century transferrable skills*** *workshop conducted on 9/11/2022-11/11/2022 at Bharat Institute of Technology , affiliated by JNTUH.*

PRINCIPAL
Bharat Institute of Technology
Mangalpally (V), Ibrahimpatnam (M)
R.R. Dist - 501 510

Scanned with OKEN Scanner

BHARAT INSTITUTE OF TECHNOLOGY

Approved by PCI & AICTE and affiliated to JNTUH
Mangalpally; Ibrahimpatnam, Telangana, 501510

CERTIFICATE OF PARTICIPATION

This certificate is presented to Mr./Ms ***Baswapur Bhavani*** *for participating in* ***Workshop on 21st Century transferrable skills*** *workshop conducted on 9/11/2022-11/11/2022 at Bharat Institute of Technology , affiliated by JNTUH.*

PRINCIPAL
Bharat Institute of Technology
Mangalpally (V), Ibrahimpatnam
R.R. Dist - 501



Scanned with OKEN Scanner

BHARAT INSTITUTE OF TECHNOLOGY

Approved by PCI & AICTE and affiliated to JNTUH
Mangalpally; Ibrahimpatnam, Telangana, 501510

CERTIFICATE OF PARTICIPATION

This certificate is presented to Mr./Ms Dulla Spandana *for participating in* ***Workshop on 21st Century transferrable skills*** *workshop conducted on 9/11/2022-11/11/2022 at Bharat Institute of Technology , affiliated by JNTUH.*

PRINCIPAL
Bharat Institute of Technology
Mangalpally (V), Ibrahimpatnam (M),
R.R. Dist - 501 510



Scanned with OKEN Scanner

SOFT SKILLS

BHARAT INSTITUTE OF TECHNOLOGY

WORKSHOP ON SOFT SKILLS DEVELOPMENT 2022

DATE: 07/11/2022-09/11/2022
VENUE :BIT PHARMACY SEMINAR HALL
TIME: 2:30 -3:30 PM
OUR KEY NOTE SPEAKER :

1.Ms. V. Shobha Rani (Soft skills trainer from Planet Spark)

PRINCIPAL
Bharat Institute of Technology
Mangalpally (V), Ibrahimpatnam (M),
R.R. Dist - 501 510. Telangana.



Scanned with OKEN Scanner



OUR MISSION AND VISION

To build nation's one among the best centers of excellence engaged in providing overall pharmaceutical Education including training and research. Bharat Institute of technology (Pharmacy) firmly believes that right knowledge and ethical responsibility drives individual commitment for the



PRINCIPAL
Bharat Institute of Technology
Mangalpally (V), Ibrahimpatnam (M),
R.R. Dist - 501 510, Telangana.

Scanned with OKEN Scanner

BHARAT INSTITUTE OF TECHNOLOGY

Mangalpally, Ibrahimpatnam, R.R. District, PIN-501510

(Affiliated to JNTUH, Approved by AICTE and PCI, New Delhi. Accreditated by NAAC)

5/11/2022

CIRCULAR

This is to inform all the teaching and non-teaching staff that a work shop on soft skills is to be held from 7th to 9th November 2022 . Details of the class are furnished below kindly follow the schedule mentioned below. Class in charges shall make sure that students actively participate in the programme

1. Title : Soft Skills workshop
2. Domain: Critical thinking ,logical thinking and argumentation, voice and fluency
3. Speaker: Ms. V. Shobha Rani (Soft skills trainer from Planet Spark)
4. Date : 07/11/2022-09/11/2022
5. Time : 2:30 pm-3:30 pm
6. Venue : Seminar Hall

PRINCIPAL

PRINCIPAL
Bharat Institute of Technology
Mangalpally (V), Ibrahimpatnam (M),
R.R. Dist - 501 510, Telangana.

Vision

To build nation's one among the best centers of excellence engaged in providing overall pharmaceutical Education including training and research. Bharat Institute of technology (Pharmacy) firmly believes that right knowledge and ethical responsibility drives individual commitment for the service of mankind.

Mission

M1: To bring students India's best education, as combination of teaching theory and practical application of knowledge and research in pharmaceutical sciences in order to train them to many positions of leadership and responsibility in pharmaceutical industry in academic and health care sector.

M2: To impart education, in a conductive ambience as comprehensive as possible , with the support of modern technologies and pedagogic tools and thereby develop in the students the abilities and passions to work wisely , creatively and effectively for the betterment of society.

M3: to impart a value based education, where the mind, body and the soul are holistically developed and major purpose of life is seen in the mankind and meeting the great challenges of the future.

Scanned with OKEN Scanner

BHARAT INSTITUTE OF TECHNOLOGY

Approved by PCI & AICTE and affiliated to JNTUH
Mangalpally; Ibrahimpatnam, Telangana, 501510

CERTIFICATE OF PARTICIPATION

This certificate is presented to Mr./Ms Ambilpur Nandini for participating in communication skills workshop conducted on 12/12/2022-14/12/2022 at Bharat Institute of Technology , affiliated by JNTUH.

PRINCIPAL
Bharat Institute of Technology
Mangalpally (V), Ibrahimpatnam (M).
R.R. Dist. - 501 510. Telangana.

BHARAT INSTITUTE OF TECHNOLOGY

Approved by PCI & AICTE and affiliated to JNTUH
Mangalpally; Ibrahimpatnam, Telangana, 501510

CERTIFICATE OF PARTICIPATION

This certificate is presented to Mr./Ms Badella Varshinif for participating in communication skills workshop conducted on 12/12/2022-14/12/2022 at Bharat Institute of Technology , affiliated by JNTUH.

PRINCIPAL
Bharat Institute of Technology
Mangalpally (V), Ibrahimpatnam (M),
R.R. Dist - 501 510, Telangana



Scanned with OKEN Scanner

BHARAT INSTITUTE OF TECHNOLOGY

Approved by PCI & AICTE and affiliated to JNTUH
Mangalpally; Ibrahimpatnam, Telangana, 501510

CERTIFICATE OF PARTICIPATION

This certificate is presented to Mr./Ms **B.Sony** *for participating in communication skills workshop conducted on 12/12/2022-14/12/2022 at Bharat Institute of Technology , affiliated by JNTUH.*

PRINCIPAL
Bharat Institute of Technology
Mangalpally (V), Ibrahimpatnam (M),
R.R. Dist - 501 510. Telangana



Scanned with OKEN Scanner

BHARAT INSTITUTE OF TECHNOLOGY

Mangalpally, Ibrahimpatnam, R.R. District, PIN-501510

(Affiliated to JNTUH, Approved by AICTE and PCI, New Delhi. Accreditated by NAAC)

ATTENDANCE SHEET

S.No	Name of the student	Group	Signature
1.	B. Harshitha	B.Pharmacy	
2.	C.Mounika	B.Pharmacy	
3.	Anusha Nenavath	B.Pharmacy	
4.	B.Sony	B.Pharmacy	
5.	Badella Varshini	B.Pharmacy	
6.	Bairee Priyanka	B.Pharmacy	
7.	Bakka Nissi	B.Pharmacy	
8.	Sai	B.Pharmacy	
9.	Pravalika	B.Pharmacy	
10.	Nikshitha	B.Pharmacy	
11.	Yogesh	B.Pharmacy	
12.	Shiva Kumar	B.Pharmacy	
13.	Sirisha	B.Pharmacy	
14.	Meghana	B.Pharmacy	
15.	Bandi Avinash Goud	B.Pharmacy	
16.	Bathula Shivani	B.Pharmacy	
17.	Battula Bhanu Prakash	B.Pharmacy	
18.	Baswapur Bhavani	B.Pharmacy	
19.	Chiluka Mounika	B.Pharmacy	
20.	Chindam Sushma	B.Pharmacy	
21.	Chivarala Poojitha	B.Pharmacy	
22.	Chowgani Akanksha Goud	B.Pharmacy	
23.	Dadi Sumanth	B.Pharmacy	
24.	Devarakonda Navadeep	B.Pharmacy	
25.	Dulla Spandana	B.Pharmacy	
26.	E.Laxmi Prasanna	B.Pharmacy	
27.	Maroju Keerthi	B.Pharmacy	
28.	Maskuri Sruthi	B.Pharmacy	

PRINCIPAL
Bharat Institute of Technology
Mangalpally (V), Ibrahimpatnam (M),
R.R. Dist - 501 510. Telangana.

Scanned with OKEN Scanner

BHARAT INSTITUTE OF TECHNOLOGY

Mangalpally, Ibrahimpatnam, R.R. District, PIN-501510

(Affiliated to JNTUH, Approved by AICTE and PCI, New Delhi. Accreditated by NAAC)

29.	Medudula Prashanth	B.Pharmacy	
30.	Mendu Charitha	B.Pharmacy	
31.	Mohammed Maaz Hussain	B.Pharmacy	
32.	Mohammad Umar	B.Pharmacy	
33.	Mudavath Shobha	B.Pharmacy	
34.	Muppidi Shivani	B.Pharmacy	
35.	Muthi Rohith	B.Pharmacy	
36.	Muthagari Akshaya	B.Pharmacy	
37.	Nagulapally Raghavendra Rao	B.Pharmacy	
38.	Nakkapothu Shiva Ram	B.Pharmacy	
39.	Nalla Naveen	B.Pharmacy	
40.	Telukuntla Teja Reddy	B.Pharmacy	
41.	V. Hari Kishore Reddy	B.Pharmacy	
42.	V.Ajay	B.Pharmacy	
43.	Vaddireddy Sahithya	B.Pharmacy	
44.	Vadla Shiva Prakash	B.Pharmacy	
45.	Yanala Sushma	B.Pharmacy	
46.	Kolanu Gowtham	B.Pharmacy	
47.	Komera Nikitha	B.Pharmacy	
48.	Kondam Yashvanth Reddy	B.Pharmacy	
49.	Kotha Radika	B.Pharmacy	
50.	Krishna Murty Nadini	B.Pharmacy	
51.	Mohammed Maqsood	B.Pharmacy	

Bharat Institute of Technology
Mangalpally (V), Ibrahimpatnam (M),
R.R. Dist - 501 510. Telangana.

Scanned with OKEN Scanner

BHARAT INSTITUTE OF TECHNOLOGY

Mangalpally, Ibrahimpatnam, R.R. District, PIN-501510

(Affiliated to JNTUH, Approved by AICTE and PCI, New Delhi. Accreditated by NAAC)

21/08/2022

CIRCULAR

This is to inform all the faculties and students that we are conducting Seminar on Nano Sensors and devices. Details of the class are furnished below kindly follow the schedule mentioned below. Class in charges shall make sure that students actively participate in the programme.

1. Title : Seminar
2. Speaker: Dr.Pratha sarathi
3. Date : 22/08/2022
4. Time : 10:30 pm-03:30 pm
5. Venue : Seminar Hall

PRINCIPAL

PRINCIPAL
Bharat Institute of Technology
Mangalpally (V), Ibrahimpatnam (M),
R.R. Dist - 501 510, Telangana.

Vision

To build nation's one among the best centers of excellence engaged in providing overall pharmaceutical

Education including training and research. Bharat Institute of technology (Pharmacy) firmly believes that right knowledge and ethical responsibility drives individual commitment for the service of mankind.

Mission

M1: To bring students India's best education, as combination of teaching theory and practical application of knowledge and research in pharmaceutical sciences in order to train them to many positions of leadership and responsibility in pharmaceutical industry in academic and health care sector.

M2: To impart education, in a conductive ambience as comprehensive as possible , with the support of modern technologies and pedagogic tools and thereby develop in the students the abilities and passions to work wisely , creatively and effectively for the betterment of society.

Edit with WPS Office

Scanned with OKEN Scanner

BHARAT INSTITUTIONS

Approved by AICTE, Pharmacy Council of India and Af filated to JNTUH
Mangalpally (Village), Ibrahimpatnam (Mandal), R.R District-501510
Accreditated by NAAC

CONFERENCE
ON
NANO SENSORS AND DEVICES
AUGUST 22-27 2K23

Organized by
DEPARTMENT OF PHARMACY

Under the aegis of IQAC
By
Bharat Institute of Technology

Certif cat e will be provided

❖ **CHIEF PATRON**

Sri Ch. Venu Gopal Reddy
Chairman and Secretary
Bharat Group of Institutions

❖ **PATRON**

Dr. Anuvrat Sharma, *M.Pharm, Ph.D*
Professor & Principal (BIT)

Registration - Free

Scan the below QR Code for Registration
End date: 09-09-2023 by 12.00 PM

❖ **CONVENER'S**

Dr. Lakshmi Alekhya K, *M.Pharm, Ph.D*
Assistant Professor
Dr. Srikanth, *M.S (Pharm), Ph.D, PGDIPR*
Assistant Professor

❖ **ORGANIZING COMMITTEE**

Dr. Arifa Begum, *M.Pharm, Ph.D*
Professor & Principal
Dr.Kalyani M.Pharm, (Ph.D)
Assistant Professor
Dr. Shibnath
Associate Professor
Mrs P. Swetha, *M.Pharm,WOS-C A*
Mrs. Jyothi *Assistant Professor*

❖ *RESOURCE PERSON*
Mrs.Mallika (clinical data manager)

Edit with WPS Office

PRINCIPAL
Bharat Institute of Technology
Mangalpally (V), Ibrahimpatnam (M),
R.R. Dist - 501 510, Telangana.

Scanned with OKEN Scanner

CO-ORDINATORS

...natha Sunkara, *M.Pharm, Ph.D*
...eddy Nazemoon, *M.Pharm, Ph.D*
...J. Bhaskar, *M.Pharm, Ph.D*
Dr. Nikhat Farhana, *M.Pharm, Ph.D*
Dr. Asra Jabeen, *M.Pharm, Ph.D*
Dr. Nahid, *Pharm.*
Ms. Twila Pushpa, *M.Pharm* Mrs. Azka Fathima, *M.Pharm* Mrs. Kabitha Banik, *M.Pharm*
Mrs. Ayesha Siddiqua, *M.Pharm*
Ms. Rachel, *M.Pharm*
Mrs. Kavya *M.A (Literature)*
Mrs. Mohammadi Amjad, *M.Pharm* Mr. Ramakrishna, *M.Pharm*
Dr. Shital,Mpharm.Phd
Dr. Sri Devi Mpharm .Phd
Mrs Usha rani ,Mpharm
Mrs . Sanchari Mpharm
Mrs. Buleah ,Mpharm

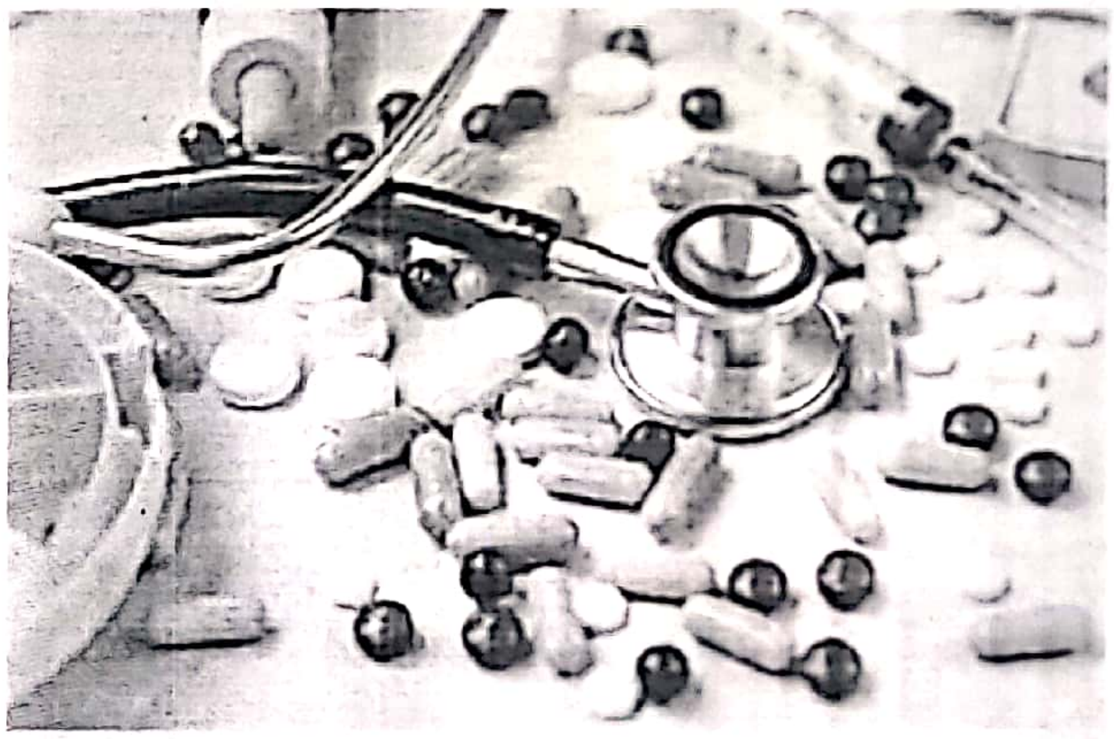

Edit with WPS Office

Principal
Bharat Institute of Technology
Mangalpally (V), Ibrahimpatnam (M),
R.R. Dist - 501 510. Telangana.

Scanned with OKEN Scanner

Nano sensors and devices

S.NO	ROLL NO	NAME	SIGNATURE
1	18171R0001	Ambati Harika	
2	18171R0002	Ardha Jashwanth Reddy	
3	18171R0003	Akki Reddy Kalyani	
4	18171R0004	Amula .Swetha	
5	18171R0005	Arulmoli Janani	
6	18171R0006	Ayesha Jabeen	
7	18171R0007	B.Shiva Prasad	
8	18171R0008	Balram Shivani	
9	18171R0009	Bhumika Tiwari	
10	18171R0010	Bolgum Gopi Krishna Goud	
11	18171R0011	B. Karma Anusha Kumari	
12	18171R0012	Chakka Aditya Ramakanth	
13	18171R0013	Ch.Nikitha	
14	18171R0014	Chiliveri Prathibha Varshini	
15	18171R0015	Dargi Anand	
16	18171R0016	Dachepally Deekshitha	
17	18171R0017	Dapavath Amar Singh	
18	18171R0018	Dasari Devendhar	
19	18171R0019	Dasari Pavan Kalyan Goud	
20	18171R0020	Duvasi Rakesh	
21	18171R0021	Eedula Chandana	
22	18171R0023	Gorige Ramesh	
23	18171R0024	Hajera Nadia	
24	18171R0025	Jadhav Shruthi	
25	18171R0026	Konkayala Abhilash Reddy	
26	18171R0029	Komittyshetty Sravan Kumar	
27	18171R0030	Kalam Thriveni	
28	18171R0031	Kayiti Manasa	
29	18171R0032	Kethavath Manjula	
30	18171R0033	Kunal Biyani	
31	18171R0034	Marri Abhishiek	
32	18171R0035	M Sunil Kumar	
33	18171R0036	Maddu Divya .	
34	18171R0037	Manal Reecha	
35	18171R0038	Manda Bharath	

PRINCIPAL
Bharat Institute of Technology
Mangalpally (V), Ibrahimpatnam (M),
R.R. Dist - 501 5[illegible]

Scanned with OKEN Scanner

36	18171R0040	Mohammad Wajeed	
37	18171R0041	Mereddy Vamshidhar Reddy	
38	18171R0042	Mergi Anil Joshi	
39	18171R0043	Moreddy Shiva Kumar	
40	18171R0044	Motam Santhosh	
41	18171R0045	Mudavath Pooja	
42	18171R0046	Mummadi Swathi	
43	18171R0047	Nadeem	
44	18171R0058	Varaganti Saiprasanna	
45	18171R0059	Shreeya Salunke	
46	18171R0060	Sirigiri Bhargavi	
47	18171R0061	Surigala Shiva Kumar	
48	18171R0062	Surigi Pavan Kalyan	
49	18171R0064	T Mallikharjuna Reddy	
50	18171R0065	Thammali Siddhartha	
51	18171R0066	Ummelvar Prathibha	
52	18171R0069	Vadtya Arun	
53	18171R0070	Vemani Shirisha	
54	18171R0071	Vemula Spandana	
55	18171R0072	Sunil Waghmare	
56	18171R0073	Yaramala Srinivasreddy	
57	18171R0074	Yamjala Ravali	
58	18171R0078	Boda.Aravind	
59	18171R0079	Jadhav Nitesh	
60	19171R0009	Bejawada Sandeep	
61	19171R0010	Beldha Bhargavi	
62	19171R0011	Bellamkonda Manasa	
63	19171R0012	Biradar Rohith Kumar	
64	19171R0013	Boddupally Sravani	
65	19171R0014	B Abhinav Kumar	
66	19171R0015	Bura Saikiran Goud	
67	19171R0016	Byroju Ramya	
68	19171R0017	Ch.Praveen Kumar	
69	19171R0018	Chandhulawar Yogesh	
70	19171R0019	Chigurla Akhila	

Bharat Institute of Technology
Mangalpally (V), Ibrahimpatnam (M),

	19171R0020	Chikkonda Shivakrishna	Shivakrishna
	19171R0021	Chilukuri Sathwika	Sathwika
	19171R0039	K.Vikaram	K. Vikaram
74	19171R0040	Kakarajala Ujwala	K Ujwala
75	19171R0041	Kambhapati Sai Rupini	Rupini
76	19171R0042	Karrola Yogitha	Yogitha
77	19171R0043	Kashamalla Prasanna Laxmi	Prasanna Laxmi
78	19171R0044	Katikala Cion Kumari	Cion kumari
79	19171R0046	Kokkonda Sai Prasanna	Sai Prasanna
80	19171R0047	Konda Sai Kiran	Sai Kiran
81	19171R0048	Kothapalli Karthik	Karthik
82	19171R0049	Ladhiperla Nikshitha	Nikshith
83	19171R0050	Lakki Reddy Srivalli	Lakki reddy
84	19171R0051	M.Likhita	M. Lakshita
85	19171R0052	Madha Nageshwari	Madha
86	19171R0053	Mahenderkar Reshab	Reshab
87	19171R0054	Makam Shailaja	Makam Shailaja
88	19171R0055	Maruwada Kavyasree	Kavyasree
89	19171R0056	M Nagesh	Nagesh
90	19171R0057	Moreddy Prathyusha	Moreddy
91	19171R0058	Mudavath Kavitha	kavitha
92	19171R0059	Mudavath Paramesh	Paramesh
93	19171R0060	M Jayasri	M. Jayasri
94	19171R0061	Nagaram Teja Chary	T. Teja chary
95	19171R0063	Nemani Keerthi	Nemani Keerthi
96	19171R0064	P.Vamshidhar Reddy	P. Vamshidhar Reddy
97	19171R0065	Pathlavath Rakesh	Rakesh
98	20171R0026	Dadi Sumanth	Dadi Sumanth
99	20171R0027	Devarakonda Navadeep	Navadeep
100	20171R0028	Dulla Spandana	Spandhan
101	20171R0029	E.Laxmi Prasanna	Prasanna
102	20171R0030	Erati Shireesha	Shireesh
103	20171R0031	Eslavath Dinesh	Dinesh
104	20171R0032	Eslavath Prameela	Pramela
105	20171R0033	G. manisha	G. manisha

PRINCIPAL
Bharat Institute of Technology
Mangalpally (V), Ibrahimpatnam (M),
R.R. Dist - 501 510. Telangana

Scanned with OKEN Scanner

106	20171R0034	Gaddam Nikhitha	
107	20171R0035	Gandeti Praneeth Goud	
108	20171R0036	Gunaganti Devender	
109	20171R0037	Gundagani Kruti	
110	20171R0038	Houjakari Aparna	
111	20171R0039	J.Naresh	
112	20171R0040	Joku Narsimha	
113	20171R0041	K. Kavya	
114	20171R0042	K. Venkatesh Reddy	
115	20171R0043	K.Krishnaveni	
116	20171R0044	K.Ram	
117	20171R0045	Kalluri Gayathiri Devi	
118	20171R0046	Kolanu Gowtham	
119	20171R0047	Komera Nikitha	
120	20171R0048	Kondam Yashvanth Reddy	
121	20171R0049	Kotha Radika	
122	20171R0050	Krishna Murty Nadini	
123	20171R0051	Mohammed Maqsood	
124	20171R0052	M. Rohith Reddy	
125	20171R0053	Ma.Parvez	
126	21171R0074	Vitta Gangothri	
127	21171R0075	Yadlapally Navya	
128	21171R0076	Arroju Rethika	
129	21171R0077	Shilpa Laxman Akkaraj	
130	21171R0078	B Sowmya Goud	
131	21171R0079	Boyapalli Uttej	
132	21171R0080	Bommaladevi Vijay Kumar	
133	21171R0081	Asarapally Bhavana Sandhya	
134	21171R0082	Cheekoti Lakshman	
135	21171R0083	Dusari Bhanu Preethi	
136	21171R0084	Edgi Hanmagoud	
137	21171R0085	Gaddam Meghana	
138	20171T0001	A. Bharat	
139	20171T0002	Accha Harshitha	
140	20171T0003	Ayidalapally Chandra Shekar	

R. K. Netha

146	20171T0010	Fabeeha Fatima	
147	20171T0011	K Akash	
148	21171T0001	Kairam Sahithi Priya	
149	21171T0002	Bhukya Anjali	
150	21171T0003	Bolle Preethi	
151	21171T0004	Budida Revathi	
152	21171T0005	Rishitha Chinthala	
153	21171T0006	E Pavan Kuamar	
154	21171T0007	Kandi Veda Shri	
155	21171T0008	Maddi Neha	
156	21171T0009	M. Praneeth Kumar	
157	21171T0010	M.Pavani	
158	21171T0011	MD.Abdul Thalha	
159	21171T0012	M.Likhitha	
160	21171T0013	P.Srikanth Reddy	
161	22171T0021	P.Sreeja	
162	22171T0022	Nayini Lavanya	
163	22171T0023	PageAdhithya	
164	22171T0024	PasalaKrishnitha	
165	22171T0025	Polepally Shambhavi	
166	22171T0026	Puligilla Rajashekar	
167	22171T0027	R S Arun	
168	22171T0028	Renukuntla SaiSree	
169	22171T0029	Syed KhajaSaif Uddin	
170	22171T0030	Syed Sofian	
		Thota Charitha SaiLasya	

PRINCIPAL
Bharat Institute of Technology
Mangalpally (V), Ibrahimpatnam (M),
R.R. Dist - 501 510. Telangana.

Scanned with OKEN Scanner

BHARAT INSTITUTE OF TECHNOLOGY (BIT)

Approved by AICTE, Pharmacy Council of India and Affiliated to JNTUH.
Sponsored by: CHINTA REDDY MADHUSUDHAN REDDY EDUCATIONAL SOCIETY
Mangalpally (Village), Ibrahimpatnam (Mandal), Ranga Reddy District - 501510
Accredited by NAAC

CIRCULAR

This is Inform to all Faculty, students we are selected as remote center to host an Online Short-Term Faculty Development Programme (FDP) Course on **"Nanosensors and Devices"** (OPLAN: ICT-95) **FDP/STC ICT-95** through online/ ICT mode at **BHARAT INSTITUTE OF TECHNOLOGY-PHARMACY** from **August 22-26, 2022**, to be conducted by **National Institute of Technical Teachers Training and Research, Chandigarh**.

Dr. G. KALYANI , will be the Local coordinator of Bharat Institute of Technology remote center and **Dr. Jimidi Bhaskar,** is the ancillary staff for conducting the FDP at BHARAT INSTITUTE OF TECHNOLOGY-PHARMACY.

Thanks & Regards:

PRINICIPAL: Dr. MUTAHAR

R & D DIRECTOR: Dr. ANUVRAT 17/8/22

ACADEMIC INCHARGE: Dr. ARIFA BEGUM 18/8/22

Dr. KALYANI (LOCAL CO-ORDINATOR- FDP) 17/8

Dr. JIMIDI BHASKAR- ANCILLARY STAFF-FDP 17/8

PRINCIPAL
Bharat Institute of Technology
Mangalpally (V), Ibrahimpatnam (M),
R.R. Dist - 501 510. Telangana.

NOTE :

All the faculty members who would like to register and attend the FDP, are requested to take clearance from academic Incharge Dr. Arifa Begum madam for their academic obligations during this programme and to ensure that this programme is not attended at the cost of absconding academic responsibilities. Also, class work should not be disturbed, and teachers should attend the sessions after the justification to classwork.

Details for registration:

There is no fee for faculty members participating from our remote center. However, students must pay Rs 590/- (inclusive of GST). The faculty members from non-AICTE approved institutes and other category of participants must pay fee as per NITTTR Chandigarh rules (i.e., Rs. 5900/- or as applicable) if wish to apply for the above course.

The aim of this course is to train faculty members, scientists, and industrial personnel on various aspects of Nanosensors and Devices. The fundamental principles guiding the advances in these areas will be presented. There will be 3 sessions (1.5 h each) per day. All lectures/sessions will be arranged/delivered in Online/ICT mode. **Remote centre** in our Institute's name has been created as " **Bharat Institute of Technology-Pharmacy, Hyderabad, Telangana " for STC/FDP on "Nano sensors and devices"** to be held online via google meet link by **NITTTR, Chandigarh** from **22/08/2022 to 26/08/2022" (OPLAN: ICT-95).**

Scanned with OKEN Scanner

1. Register at **https://fdp.nitttrchd.ac.in/backingup/** (Link will be circulated via Whatsapp also soon) as **participant.**
2. Last date for participants' online registration is 19.08.2022 (5pm). Website will not allow registration after this date/time.
3. After registration and filling all the details USERNAME & PASSWORD will be created and sent to your registered mail.
4. Update the profile
5. Apply for STC:

   Select department: **Applied science**

   Select mode of course: **Online mode through remote centre**
6. **"Nanosensors and devices" by NITTTR Chandigarh from 22/08/2022 to 26/08/2022" (ICT-95)** under coordinator Dr. Ashok kumar and Dr. Pankaj sharma .
7. Please register as a participant under the registered remote centre

   (Venue: **BHARAT INSTITUTE OF TECHNOLOGY- PHARMACY, HYDERABAD, TELANGANA).**
8. Upload **ID card of college** (less than 30kb).
9. Pay Course fee

   (For our remote centre: 0 rs) will be shown as after paid for **Faculty**

   (For our remote centre: 590 rs) will be shown as after paid for **students**
10. PS: Google meet link, timetable and other details will be shared with you on or before Saturday 20.08.2022.

Scanned with OKEN Scanner

Note:

1. All Sessions will be delivered in online mode.
2. Participants are requested to ensure that they have not applied to another course offered by NITTTR Chandigarh during the same period i.e., 22 – 26 August 2022.
3. All participants should enroll before 19.08.2022 (5:00pm) and certificates will be generated online.
4. The local coordinator, ancillary staff will be responsible for verification of attendance during STC, etc., and verified attendance list of participants duly verified by their Head of institute to the undersigned will be sent to NITTR, Chandigarh in reasonable time.
5. Certificates will be issued to all participants by NITTTR Chandigarh.

Scanned with OKEN Scanner

Dear Sir/Madam ,

Greetings all from BHARAT INSTITUTE OF TECHNOLOGY- PHARMACY (BIT), Ranga Reddy District, Hyderabad, Telangana.

We are glad to inform you all that our institution "Bharat Institute of Technology - Pharmacy", Hyderabad, Telangana, has been selected as a remote centre for the conduction of the Short-Term Course (STC)/ Faculty Development Programme (FDP) on "Nano sensors and devices" to be organised by National Institute of Technical Teachers Training and Research (NITTTR), Chandigarh from 22/08/2022 to 26/08/2022" (OPLAN: ICT-95).

The aim of this course is to train faculty members, scientists, and industrial personnel on various aspects of Nano sensors and Devices. The fundamental principles guiding the advances in these areas will be presented.

ϖ For participants who enrol through our remote centre "Bharat Institute of Technology - Pharmacy", using the link https://fdp.nitttrchd.ac.in/backingup/ , there is no course fee.

ϖ Click the link to Register at https://fdp.nitttrchd.ac.in/backingup/ , as a participant.

ϖ Please register as a participant under our remote centre (Venue: BHARAT INSTITUTE OF TECHNOLOGY- PHARMACY), Hyderabad, Telangana, to avail of the course for free.

Note:

1. The last date for participants online registration is 19.08.2022 (5pm). Website will not allow registration after this date/time.
2. Participants are requested to ensure that they have not applied to another course offered by NITTTR Chandigarh during the same period i.e., 22 – 26 August 2022.
3. There will be 3 sessions (1.5 h each) per day. Attendance is mandatory for all the lectures/sessions. Certificates will be issued to the eligible participants by NITTTR Chandigarh.

We hereby cordially invite you to participate in the FDP programme. We request you to encourage your faculty members, scientists, and industrial personnel to participate in the FDP.

We appreciate your valuable participation

For any further information, you may mail us at drkalyani@bitpharmacy.org/ bhaskarbehappy@gmail.com

PRINCIPAL
Bharat Institute of Technology
Mangalpally (V), Ibrahimpatnam (M),
R.R. Dist - 501 510. Telangana.

Scanned with OKEN Scanner

Gmail

Search mail

Compose

Inbox 743

Starred

Snoozed

Important

Sent

Drafts 270

All Mail

Spam 122

Trash

Categories

More

Labels

Personal

Receipts

(no subject)

Inbox ×

Srikanth Gatadi <gatadl.srikanth8@gmail.com>
to me, drkalyanl

Dear Sir/Madam,

Greetings all from BHARAT INSTITUTE OF TECHNOLOGY- PHAR

We are glad to inform you all that our institution "Bharat Institute of T conduction of the Short-Term Course (STC)/ Faculty Development P Technical Teachers Training and Research (NITTTR), Chandigarh fr

The aim of this course is to train faculty members, scientists, and inc guiding the advances in these areas will be presented.

For participants who enrol through our remote centre "Bharat Ir course fee.

Click the link to Register at https://fdp.nitttrchd.ac.in/backingup/

Please register as a participant under our remote centre (Venu course for free.

R. K. wet

Scanned with OKEN Scanner

Gmail

Fwd: Urgent- Invitation ICT 95- NITTTR Chandigarh

drkalyani gade <drkalyani@t

Dr. Kalyani <gadekalyani1909@gmail.com>
To: kalyani@bitpharmacy.org

16 Aug

Invitation to be Local Coordinator for STC/FDP on Nanosensors and Devices to be held online during 22-26 August 2022

Dr. Kalyani Madam,

...to inform you that NITTTR Chandigarh is organizing an Online Short Term Course on "Nanosensors and Devices" (OPLAN: ICT-95) from 22 – 26 August, 2022".
...m of this course is to train faculty members, scientists, and industrial personnel on various aspects of Nanosensors and Devices. The fundamental principles guiding the adva
...will be presented

...e will be 3 sessions (1.5 h each) per day. All lectures/sessions will be arranged/delivered in Online/ICT mode.

...nvite your institution to become a remote center and host this course for faculty/staff of your college/institute.

...of participants of remote centers from AICTE-approved technical institutions (Engineering & Polytechnic) there is no course fee.

...Sessions will be delivered in online mode so, Remote Centers must have good internet connectivity and big screen arrangement for presentations.

...rticipants are requested to ensure that they have not applied to another course offered by NITTTR Chandigarh during the same period i.e. 22 – 26 August, 2022.

...participants should enroll before 19.08.2022 (5:00pm) and certificates will be generated online.

...remote center you have to ensure maximum participation of faculty from your college/institute. The local coordinator will be responsible for verification of attendance during ST
...ership of participants, etc., and submit a verified attendance list of participants duly verified by their Head of Institute to the undersigned in reasonable time.

...ficates will be issued to all participants, local coordinator and ancillary staff by NITTTR Chandigarh.

...uests for Remote centers in the proforma attached should reach the undersigned preferably via email by 17 August 2022 (1:00 PM).

...s and Regards

...shok Kumar (Associate Professor), Dr. Pankaj Sharma (Professor and Head)
...ied Science Department,
...nal Institute of Technical Teachers Training and Research

Proforma- to email.docx
13K

PRINCIPAL
Bharat Institute of Technology
Mangalpally (V), Ibrahimpatnam (M),
R.R. Dist - 501 510. Telangana.

Scanned with OKEN Scanner

TO WHOMSOEVER IT MAY CONCERN

We accept your invitation to host FDP/STC ICT-95 as local coordinator/ remote center at **BHARAT INSTITUTE OF TECHNOLOGY- PHARMACY** from August 22-26, 2022, to be conducted by National Institute of Technical Teachers Training and Research Chandigarh.

Dr. **GADE KALYANI , gadekalyani1989@gmail.com, 8884084246** will be the coordinator and **Dr. Jimidi Bhaskar , ancillary staff** for conducting the FDP at **BHARAT INSTITUTE OF TECHNOLOGY- PHARMACY .**

Our **BHARAT INSTITUTE OF TECHNOLOGY- PHARMACY** is AICTE approved Institute. The Institute will provide all necessary facilities for hosting this FDP. More than 25 faculty members are expected to join the program. We understand that there is no fee for faculty members participating from AICTE approved Institutes/ Departments. However, students have to pay Rs 590/- (Inclusive of GST). The faculty members from non-AICTE approved institutes and other category of participants have to pay fee as per **NITTTR Chandigarh rules (i.e., Rs. 5900/- or as applicable).**

Regards

(Name and Signature of Head/ Director/ Principal with stamp)

Dr. R. K Mutahar,

Professor and Principal,
BHARAT INSTITUTE OF TECHNOLOGY- PHARMACY

R.K Mutahar

PRINCIPAL

Bharat Institute of Technology
Bhaskar PRINCIPAL am (M),
Mangalpalli R.R. Dist - Telangana.
Bharat Institute of Technology
(M),
Telangana.

Kindly after reading all circular and note only sign:

S No	BIT Faculty Name	Signature	S No	Faculty Name	Signature
1	Dr. R K Mohamed Mutahar		11	Dr. G. Kalyani	
2	Dr. Jimidi Bhaskar		12	Ms. J.E Rachel Nevedita	
3	Mrs Kabita Banik		13	Mrs. Jyoti Sahu	
4	Mrs. Ayesha siddiqua		14	Dr. S. Namratha	
5	Dr. Shibnath Kamila		15	Mrs. Azka Fatima	
6	Ms. P. Twila Pushpa		16	Arpita Jena Mohapatra	
7	Ms. Nahid		17	Mrs. Amatul fatima	
8	Dr. Arifa Begum		18	Mr. Ch. Rama Krishna	
9	Dr. G. Srikanth		19	Mrs. Sayanti Ganguly Bhattacharya	
10	Mrs. Alekhya		20	Mrs. Kavya	

PRINCIPAL
Bharat Institute of Technology
Mangalpally (V), Ibrahimpatnam (M).
R.R. Dist - 501 510. Telangana.

Scanned with OKEN Scanner

Kindly after reading all circular and note only sign:

S No	BSP Faculty Name	Signature
1	Dr. Marina Glady D'Souza	
2	Mrs. B. Swathi	
3	Mrs. Rudra Sandhya	
4	Mrs. P. Haritha	

Scanned with OKEN Scanner

STC on
Nanosensors and Devices
(Online Mode)
(From 22.08.2022 to 26.08.2022)
OPlan No. ICT-95
Organized by Applied Science Department, NITTTR Chandigarh

ATTENDANCE SHEET

NAME OF REMOTE CENTER: Bharat Institute of technology - Pharmacy

NAME OF REMOTE CENTER COORDINATOR, MOBILE NO., EMAIL:
Dr. G. Kalyani

Sr. No.		Name of the Participant	Name of the Department/ Designation	Day 1 (22.08.2022) FN	Day 1 (22.08.2022) AN	Day 2 (23.08.2022) FN	Day 2 (23.08.2022) AN	Day 3 (24.08.2022) FN	Day 3 (24.08.2022) AN	Day 4 (25.08.2022) FN	Day 4 (25.08.2022) AN	Day 5 (26.08.2022) FN	Day 5 (26.08.2022) AN
1	9	Dr RK. M. Mutalgar	Pharmacy, principal	✓	[illegible]	[illegible]	[illegible]	[illegible]	[illegible]	[illegible]	[illegible]		
3	4	Dr Arifa Begum. SK.	pharmacy, professor	✓	[illegible]	[illegible]	[illegible]	[illegible]	[illegible]				
16	14	3 JE RACHEL NIVEDITA	pharmacy, Asst. professor	[illegible]	[illegible]	[illegible]	[illegible]	[illegible]	[illegible]	[illegible]	[illegible]		
17	19	4 AZKA FATHIMA	pharmacy, Asst. professor	✓	[illegible]	[illegible]	[illegible]	[illegible]	[illegible]	[illegible]	[illegible]		
10	25	5 R. Sandhya	Pharmacy, Asst Professor	✓	[illegible]	[illegible]	[illegible]	[illegible]	[illegible]				
18	20	6 Ayesha Siddiqua	Pharmacy, Asst. Professor	✓	[illegible]	[illegible]	[illegible]	[illegible]	[illegible]	[illegible]	[illegible]		
19	21	7 Nahid	Pharmacy, Asst. Professor	✓	[illegible]	[illegible]	[illegible]	[illegible]	[illegible]	[illegible]	[illegible]		
15	22	8 P. Twila	Pharmacy, Asst. Prof	[illegible]	[illegible]	[illegible]	[illegible]	[illegible]	[illegible]	[illegible]	[illegible]		
14	16	9 Kabita Banik	Pharmaceutics, Asst Prof	✓	[illegible]	[illegible]	[illegible]	[illegible]	[illegible]	[illegible]	[illegible]		
11	20	10 Mrs. B. Swathi	Pharm-D	✓	[illegible]	[illegible]	[illegible]						
9	23	11 P. Harita	Pharmacy Asst Prof	✓	[illegible]	[illegible]	[illegible]	[illegible]	[illegible]	[illegible]	[illegible]		
12	15	12 Jyoti Sahu	Pharmacy, Asst. Prof	[illegible]	[illegible]	[illegible]	[illegible]	[illegible]	[illegible]	[illegible]	[illegible]		
8	28	Dr G. Srikanth	Pharmacy, Asst. professor	[illegible]	[illegible]	[illegible]	[illegible]	[illegible]	[illegible]	[illegible]	[illegible]		
13	2	14 K. Akshya	Pharmacy, Asst. prof.	✓	[illegible]	[illegible]	[illegible]	[illegible]	[illegible]	[illegible]	[illegible]		
7	10	15 Dr. Kalyani	Ph. Cology, Assoc. Prof	[illegible]	[illegible]	[illegible]	[illegible]	[illegible]	[illegible]	[illegible]	[illegible]		
20	5	16 Arpita Jena Mohapatra	Pharmacy, Asst. Prof	✓	[illegible]	[illegible]	[illegible]	[illegible]	[illegible]	[illegible]	[illegible]		
6		17 Dr. Nammalwar	Asst. Prof. pharmacy	✓	[illegible]	[illegible]	[illegible]	[illegible]	[illegible]	[illegible]	[illegible]		
5	6	18 Dr. J. Bhaskar		✓	[illegible]	[illegible]	[illegible]	[illegible]	[illegible]	[illegible]	[illegible]		

PRINCIPAL
Bharat Institute of Technology
Mangalpally (V), Ibrahimpatnam (M)
R.R. Dist - 501 510. Telangana.

G. Kalyani

				Day-1 FN	Day-1 AN	DAY-2 FN	DAY-2 AN	Day 3 FN	Day 3 AN	Day 4 FN	Day 4 AN		
4	27	19	Dr. Shibnath Kamila	Associate Professor	[signature]	[signature]	[signature]	[signature]	[signature]	[signature]	[signature]		
21	3	20	Amatul Fatima	Pharmaceutics / Asst. Prof	[signature]	[signature]	[signature]	[signature]	[signature]	[signature]	[signature]		
	13	21	G. Pavan Bhargavi	M.pharm ph.cology student	[signature]	[signature]	[signature]	[signature]	[signature]	[signature]	[signature]		
	29	22	S. Deepika	M.pharm ph.cology student	[signature]	[signature]	[signature]	[signature]	[signature]	[signature]	[signature]		
	8	23	D. Shiva	M.pharm ph.cology student									
	26	24	Nazeer	M.pharm ph.cology student	[signature]	[signature]	[signature]	[signature]	[signature]	[signature]	[signature]		
	7	25	Jagadhish	M.pharm ph.cology student	[signature]	[signature]	[signature]	[signature]					
2	18	26	Dr. Madira	BSP	[signature]	[signature]	[signature]	[signature]					
		27	Arpita Deva Mohapatra	Pharmaceutics / Asst Prof	[signature]	[signature]	[signature]	[signature]					
22		28	Mrs. Sanchari										
23		29	Nazeer										
24		30	Jagadeesh										
25		31	Bhargavi										
26		32	Deepika										
27		33	Bhavani										
28		34	Shiva										
29		35	Shirisha										
30		36	Deepika										
		37	Shaik										
		38											
		39											
		40											
		41											
		42											
		43											
		44											
		45											
		46											
		47											
		48											
		49											

Scanned with OKEN Scanner

STC on
Nanosensors and devices
(Online Mode)
(From 22.08.2022 to 26.08.2022)
OPlan No. ICT-95
Organized by Applied Science Department, NITTTR Chandigarh

Certificate Printing details of participants

NAME OF REMOTE CENTER: BHARAT INSTITUTE OF TECHNOLOGY- PHARMACY

NAME OF REMOTE CENTER COORDINATOR, MOBILE NO., EMAIL: Dr. GADE. KALYANI, 8884084246, gadekalyani1989@gmail.com

Sr. No.	Name of Participant (in capital) (Please keep same order as per the attendance sheet)	Name of the College/Institute/University	Place of College/Institute/University
1	Dr. R K Mohamed Mutahar	Bharat Institute of Technology	Hyderabad
2	Dr. Marina Glady D'Souza	Bharat Institute of Technology	Hyderabad
3	Dr. Arifa Begum	Bharat Institute of Technology	Hyderabad
4	Dr. Shibnath Kamila	Bharat Institute of Technology	Hyderabad
5	Dr. Jinnidi Bhaskar	Bharat Institute of Technology	Hyderabad
6	Dr. S. Namratha	Bharat Institute of Technology	Hyderabad
7	Dr. Gade. Kalyani	Bharat Institute of Technology	Hyderabad
8	Dr. G. Srikanth	Bharat Institute of Technology	Hyderabad
9	Mrs. P. Haritha	Bharat Institute of Technology	Hyderabad
10	Mrs. Rudra Sandhya	Bharat Institute of Technology	Hyderabad
11	Mrs. B. Swathi	Bharat Institute of Technology	Hyderabad
12	Mrs. Jyoti Subu	Bharat Institute of Technology	Hyderabad

PRINCIPAL
Bharat Institute of Technology
Mangalpally (V), Ibrahimpatnam (M),
R.R. Dist - 501 510. Telangana.

Scanned with OKEN Scanner

13	Mrs. Alekhya	Bharat Institute of Technology	Hyderabad
14	Mrs Kabita Banik	Bharat Institute of Technology	Hyderabad
15	Ms. P. Twila Pushpa	Bharat Institute of Technology	Hyderabad
16	Ms. J.E Rachel Nevedita	Bharat Institute of Technology	Hyderabad
17	Mrs. Azka Fatima	Bharat Institute of Technology	Hyderabad
18	Mrs. Ayesha siddiqua	Bharat Institute of Technology	Hyderabad
19	Ms. Nahid	Bharat Institute of Technology	Hyderabad
20	Mrs. Arpita Jene Mohapatra	Bharat Institute of Technology	Hyderabad
21	Mrs. Amatul fathima	Bharat Institute of Technology	Hyderabad
22	Dr. Sanchari Goswami	Bharat Institute of Technology	Hyderabad
23	Shaik Nazeer	Bharat Institute of Technology	Hyderabad
24	Jagadeeshwar Bitla	Bharat Institute of Technology	Hyderabad
25	Galla Pavan Bhargavi	Bharat Institute of Technology	Hyderabad
26	Sripally Deepika	Bharat Institute of Technology	Hyderabad
27	Edulakanti Bhavana	Bharat Institute of Technology	Hyderabad
28	Dasari Shiva	Bharat Institute of Technology	Hyderabad
29	Kotla Sirisha	Bharat Institute of Technology	Hyderabad
30			

Verified by (Signed & Stamped):
(Local Coordinator)

Verified and Signed by.....
Director/Principal/Head of the Institute
(with Seal)

PRINCIPAL
Bharat Institute of Technology
Mangalpally (V), Ibrahimpatnam (M)
R.R. Dist. Pin 501510

Scanned with OKEN Scanner

BHARAT INSTITUTE OF TECHNOLOGY (BIT)
Approved by AICTE, Pharmacy Council of India and Affiliated to JNTUH.
Sponsored by: CHINTA REDDY MADHUSUDHAN REDDY EDUCATIONAL SOCIETY
Mangalpally (Village), Ibrahimpatnam (Mandal), Ranga Reddy District - 501510
Accreditated by NAAC

CIRCULAR

This is Inform to all Faculty, students we are selected as remote center to host an Online Short-Term Faculty Development Programme (FDP) Course on **"Nanosensors and Devices"** (OPLAN: ICT-95) **FDP/STC ICT-95** through online/ ICT mode at **BHARAT INSTITUTE OF TECHNOLOGY-PHARMACY** from **August 22-26, 2022**, to be conducted by **National Institute of Technical Teachers Training and Research, Chandigarh.**

Dr. G. KALYANI , will be the Local coordinator of Bharat Institute of Technology remote center and **Dr. Jimidi Bhaskar,** is the ancillary staff for conducting the FDP at BHARAT INSTITUTE OF TECHNOLOGY-PHARMACY.

Thanks & Regards:

PRINICIPAL: Dr. MUTAHAR
R & D DIRECTOR: Dr. ANUVRAT
ACADEMIC INCHARGE: Dr. ARIFA BEGUM
Dr. KALYANI (LOCAL CO-ORDINATOR- FDP)
Dr. JIMIDI BHASKAR- ANCILLARY STAFF-FDP

PRINCIPAL
Bharat Institute of Technology
Mangalpally (V), Ibrahimpatnam (M),
R.R. Dist. 501 510. Telangana.

Scanned with OKEN Scanner

Details for registration:

Our BHARAT INSTITUTE OF TECHNOLOGY- PHARMACY is AICTE approved Institute. The institute will provide all necessary facilities for hosting this FDP. There is no fee for faculty members participating from our remote center. However, students must pay Rs 590/- (inclusive of GST). The faculty members from non-AICTE approved institutes and other category of participants must pay fee as per NITTTR Chandigarh rules (i.e., Rs. 5900/- or as applicable) if wish to apply for the above course.

The aim of this course is to train faculty members, scientists, and industrial personnel on various aspects of Nanosensors and Devices. The fundamental principles guiding the advances in these areas will be presented.

There will be 3 sessions (1.5 h each) per day. All lectures/sessions will be arranged/delivered in Online/ICT mode.

Remote centre in our Institute's name has been created as " **Bharat Institute of Technology-Pharmacy, Hyderabad, Telangana** " **for STC/FDP** on **"Nano sensors and devices"** to be held online via google meet link by **NITTTR, Chandigarh** from **22/08/2022 to 26/08/2022" (OPLAN: ICT-95).**

1. Register at **https://fdp.nitttrchd.ac.in/backingup/** (Link will be circulated via Whatsapp also soon) as **participant.**
2. Last date for participants' online registration is 19.08.2022 (5pm). Website will not allow registration after this date/time.
3. After registration and filling all the details USERNAME & PASSWORD will be created and sent to your registered mail.

Scanned with OKEN Scanner

4. Update the profile
5. Apply for STC:

   Select department: Applied science

   Select mode of course: Online mode through remote centre
6. **"Nanosensors and devices" by NITTTR Chandigarh from 22/08/2022 to 26/08/2022" (ICT-95)** under coordinator Dr. Ashok kumar and Dr. Pankaj sharma .
7. Please register as a participant under the registered remote centre (Venue: **BHARAT INSTITUTE OF TECHNOLOGY- PHARMACY, HYDERABAD, TELANGANA).**
8. Upload **ID card of college** (less than 30kb).
9. Pay Course fee

   (For our remote centre: 0 rs) will be shown as after paid for **Faculty**

   (For our remote centre: 590 rs) will be shown as after paid for **students**
10. PS: Google meet link, timetable and other details will be shared with you on or before Saturday 20.08.2022.

Note:

1. All Sessions will be delivered in online mode.
2. Participants are requested to ensure that they have not applied to another course offered by NITTTR Chandigarh during the same period i.e., 22 – 26 August 2022.
3. All participants should enroll before 19.08.2022 (5:00pm) and certificates will be generated online.

Scanned with OKEN Scanner

4. The local coordinator, ancillary staff will be responsible for verification of attendance during STC, etc., and verified attendance list of participants duly verified by their Head of institute to the undersigned will be sent to NITTR, Chandigarh in reasonable time.

5. Certificates will be issued to all participants by NITTTR Chandigarh.

Certificate No: ICT-97

National Institute of Technical Teachers Training and Research
Chandigarh

MINISTRY OF HUMAN RESOURCE DEVELOPMENT, GOVERNMENT OF INDIA

Certificate

This is to certify that

BHASKAR JIMIDI

BHARAT INSTITUTE OF TECHNOLOGY, MANGALPALLY TELANGANA

Participated in the AICTE Recognized Faculty Development Programme

on

Nanosensors & Devices

Conducted by

Applied Science Department

from

22/08/2022 to 26/08/2022 (One Week)

at

Bharat Institute of Technology-Pharmacy, Hyderabad, Telangana

NATIONAL INSTITUTE OF TECHNICAL TEACHERS TRAINING & RESEARCH CHANDIGARH

Coordinator

PRINCIPAL
Bharat Institute of Technology
Mangalpally (V), Ibrahimpatnam (M),
R.R. Dist - 501 510. Telangana.

Director

Certificate No: ICT-9760/22

National Institute of Technical Teachers Training and Research
Chandigarh

MINISTRY OF HUMAN RESOURCE DEVELOPMENT, GOVERNMENT OF INDIA

Certificate

This is to certify that

ALEKHYA KETHA

BHARAT INSTITUTE OF TECHNOLOGY PHARMACY, MANGALPALLY

IBRAHIMPATNAM HYDERABAD
TELANGANA

Participated in the AICTE Recognized Faculty Development Programme

on

Nanosensors & Devices

Conducted by

Applied Science Department

from

22/08/2022 to 26/08/2022 (One Week)

at

Bharat Institute of Technology-Pharmacy, Hyderabad, Telangana

NATIONAL INSTITUTE OF TECHNICAL TEACHERS TRAINING & RESEARCH CHANDIGARH

Coordinator

Bharat Institute of Technology
Mangalpally (V), Ibrahimpatnam (M),
R.R. Dist - 501 510. Telangana.

Director

Scanned with OKEN Scanner

BHARAT INSTITUTE OF TECHNOLOGY

Mangalpally, Ibrahimpatnam, R.R. District, PIN-501510

(Affiliated to JNTUH, Approved by AICTE and PCI, New Delhi. Accreditated by NAAC)

11/07/2022

CIRCULAR

This is to inform all the faculties and students that we are conducting a webinar on Enhancement of plant secondary metabolities :Novel approach to be held on 12th july 2022. Details of the class are furnished below kindly follow the schedule mentioned below. Class in charges shall make sure that students actively participate in the programme.

1. Title : Webinar
2. Speaker: Dr.Srikanth
3. Date : 12/07/2022
4. Time : 10:30 pm-12:30 pm
5. Venue : Seminar Hall

PRINCIPAL

PRINCIPAL
Bharat Institute of Technology
Mangalpally (V), Ibrahimpatnam (M),
R.R. Dist. - 501 510. Telangana.

Vision

To build nation's one among the best centers of excellence engaged in providing overall pharmaceutical Education including training and research. Bharat Institute of technology (Pharmacy) firmly believes that right knowledge and ethical responsibility drives individual commitment for the service of mankind.

Mission

M1: To bring students India's best education, as combination of teaching theory and practical application of knowledge and research in pharmaceutical sciences in order to train them to many positions of leadership and responsibility in pharmaceutical industry in academic and health care sector.

M2: To impart education, in a conductive ambience as comprehensive as possible , with the support of modern technologies and pedagogic tools and thereby develop in the students the abilities and passions to work wisely , creatively and effectively for the betterment of society.

M3: to impart a value based education, where the mind, body and the soul are holistically developed and major purpose of life is seen in the mankind and meeting the great challenges of the future.

Scanned with OKEN Scanner

BHARAT INSTITUTIONS

[redacted]

WEBINAR

ON

[illegible] PLANT SECONDARY

[illegible] NOVEL APPROACH

JULY 12 2022

Organized by

[illegible] PHARMACY

Under the aegis of IQAC

❖CHIEF PATRON

Sri [illegible] Gopal Reddy

Chairman and Secretary

Bharat Group of Institutions

❖PATRON

Dr. [illegible]

Professor & Principal (BIT)

Registration Fee

Scan the below QR Code for Registration

End date: 09-07-2023 by 12.00 PM

❖CONVENER'S

Dr. Lakshmi Alekhya K, *M.Pharm, Ph.D*

Assistant Professor

Dr. Praveen Kumar N, *M.S.(Pharm), Ph.D, PGDRA*

Assistant Professor

❖ORGANIZING COMMITTEE

Dr. Arifa Begum, *M.Pharm, Ph.D*

Professor & Principal (BSP)

Mrs. Usha rani, *M.Pharm, (Ph.D)*

Assistant Professor

Mr T. Manoj Kumar, *M.S (USA)*

Associate Professor

Mrs P. Swetha, *M.Pharm, WOS-C*

Assistant Professor

Dr.Srikanth, *M.Pharm, CCIPR*

Assistant Professor

Resource person

Dr. Srikanth

PRINCIPAL
Bharat Institute of Technology
Mangalpally (V), Ibrahimpatnam (M),
R.R. Dist - 501 510. Telangana

Scanned with OKEN Scanner

...LITY CO-ORDINATORS

Mrs. Ayesha Siddiqua, *M.Pharm*

Ms. Rachel, *M.Pharm*

Ms. [illegible]ayya, *M.A.(Music)*

Ms. [illegible] Sri Sowmya, *M.Pharm*

Ms. [illegible]harmpadi, *M.Pharm*

Ms. [illegible]y, *M.Pharm*

Mrs. [illegible]hi, *M.pharm*

Dr. Sh[illegible]ith, *M.pharm, Ph.D*

Sara Hussain, *Pharm.D*

M[illegible]

Mrs. Wake[illegible]

Ms. [illegible]

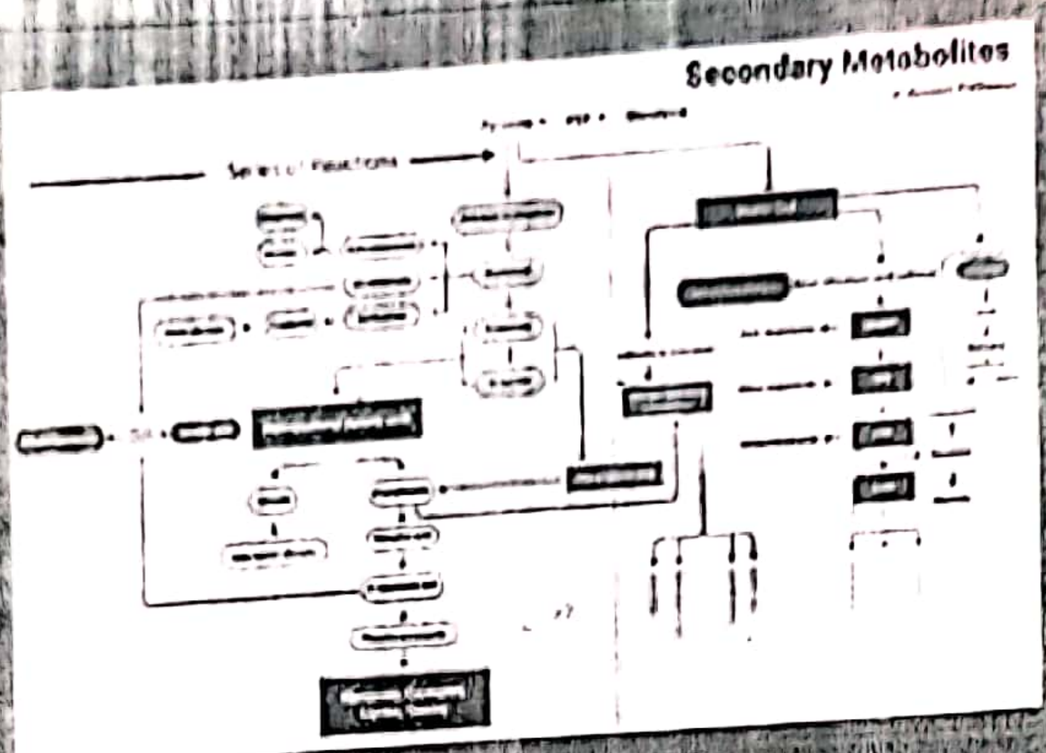

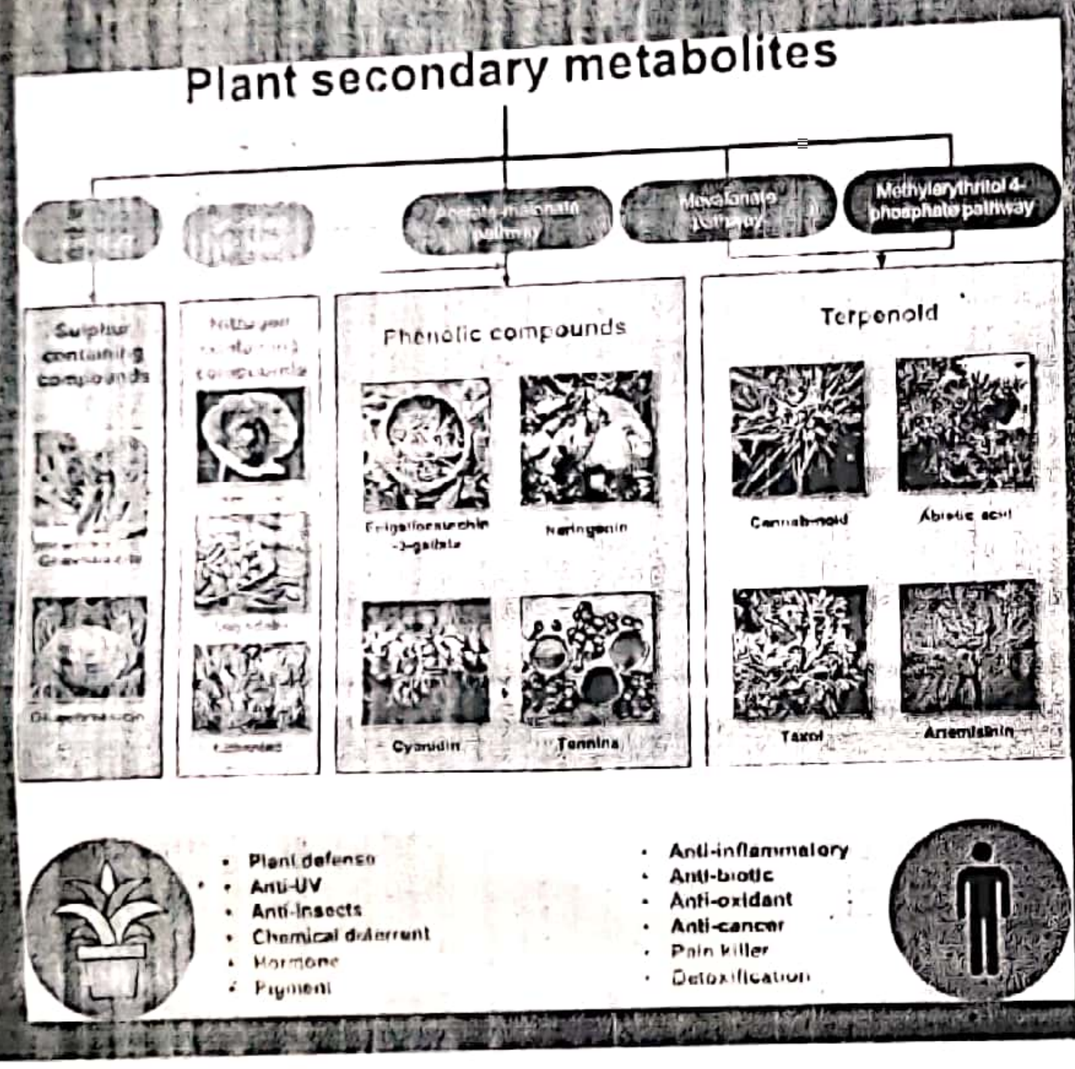

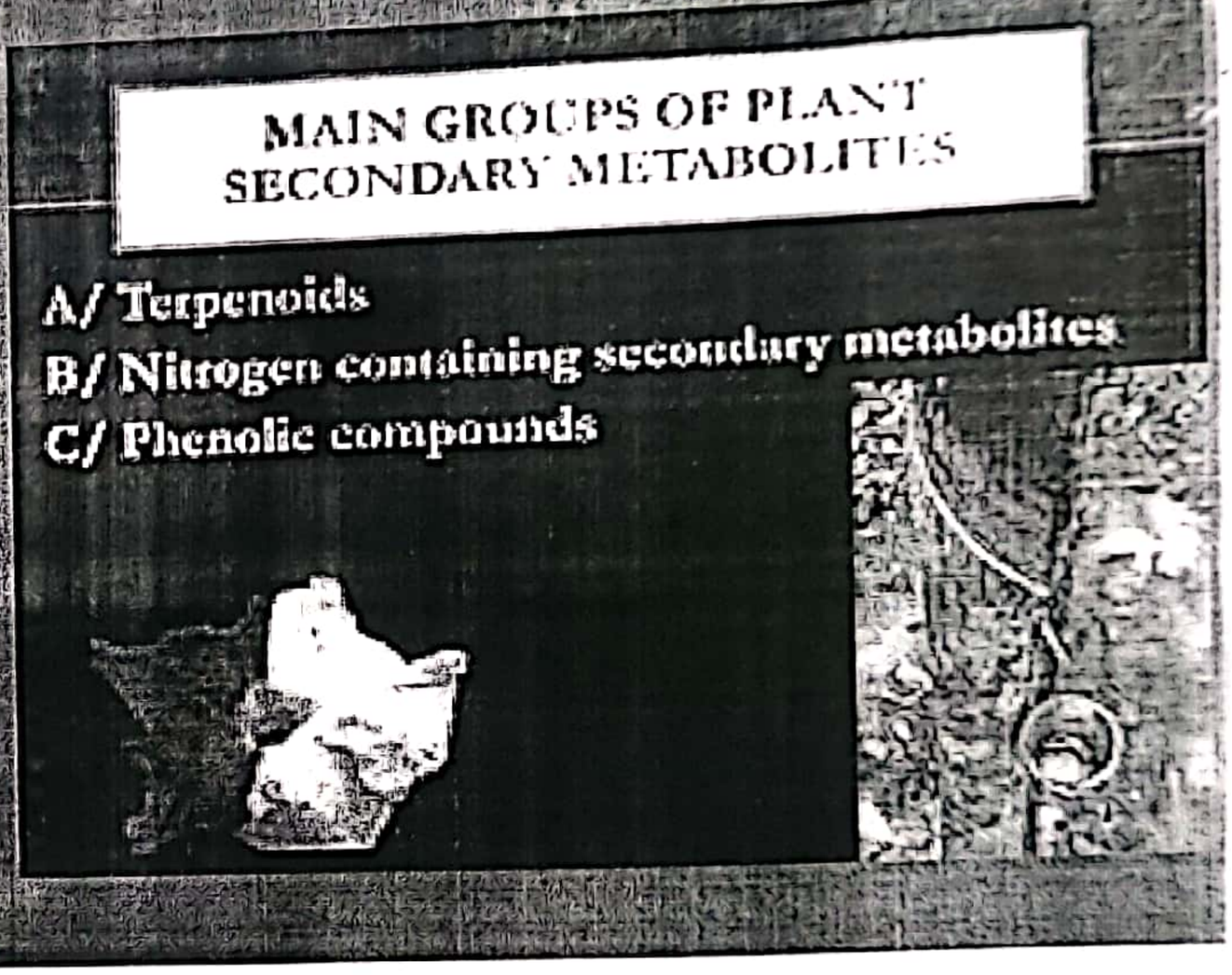

R.K.Neha
PRINCIPAL
Bharat Institute of Technology
Mangalpally (V), Ibrahimpatnam (M),
R.R. Dist. - 501 510. Tel

Scanned with OKEN Scanner



BHARAT INSTITUTE OF TECHNOLOGY

BUILD YOUR BODY

A TALK ON PHYSICAL FITNESS

OUR KEY NOTE SPEAKER
MR. SURENDAR REDDY
(PHYSICAL DIRECTOR
BIET HYDERABAD)

DATE: 14/06/2022

TIME : 2:30 PM-3:30 PM

VENUE : SEMINAR HALL

BUILD YOUR BODY AND BUILD YOUR LIFE!

R.I.C.Reddy
PRINCIPAL
Bharat Institute of Technology
Mangalpally (V), Ibrahimpatnam (M),
R.R. Dist - 501 510. Telangana

Scanned with OKEN Scanner

OUR KEYNOTE SPEAKER:

DR. SRI. T. MOHAN KRISHNA (GLOBAL SOFTWARE SKILLS TRAINING, HYDERABAD)

VISION AND MISSION

To build nation's one among the best centers of excellence engaged in providing overall pharmaceutical Education including training and research. Bharat Institute of technology (Pharmacy) for ... service of mankind.



PRINCIPAL
Bharat Institute of Technology
Mangalpally (V), Ibrahimpatnam (M),
R.R. Dist - 501 510. Telangana

BHARAT INSTITUTE OF TECHNOLOGY

Mangalpally, Ibrahimpatnam, R.R. District, PIN-501510

(Affiliated to JNTUH, Approved by AICTE and PCI, New Delhi. Accreditated by NAAC)

13/06/2022

CIRCULAR

This is to inform all the teaching and non-teaching staff that a guest lecture on **a talk on physical fitness** is to be held on 14th June 2022. Details of the class are furnished below kindly follow the schedule mentioned below. Class in charges shall make sure that students actively participate in the programme.

1. Title : A talk on physical fitness
2. Domain: Communication Skills
3. Speaker: Mr. Surendar Reddy (Physical Director BIET Hyderabad)
4. Date : 14/06/2023
5. Time : 2:30 pm-3:30 pm
6. Venue : Seminar Hall

PRINCIPAL

PRINCIPAL
Bharat Institute of Technology
Mangalpally (V), Ibrahimpatnam (M),
R.R. Dist - 501 510. Telangana.

Vision

To build nation's one among the best centers of excellence engaged in providing overall pharmaceutical Education including training and research. Bharat Institute of technology (Pharmacy) firmly believes that right knowledge and ethical responsibility drives individual commitment for the service of mankind.

Mission

M1: To bring students India's best education, as combination of teaching theory and practical application of knowledge and research in pharmaceutical sciences in order to train them to many positions of leadership and responsibility in pharmaceutical industry in academic and health care sector.

M2: To impart education, in a conductive ambience as comprehensive as possible , with the support of modern technologies and pedagogic tools and thereby develop in the students the abilities and passions to work wisely , creatively and effectively for the betterment of society.

M3: to impart a value based education, where the mind, body and the soul are holistically developed and major purpose of life is seen in the mankind and meeting the great challenges of the future

Scanned with OKEN Scanner

BHARAT INSTITUTE OF TECHNOLOGY

Approved by PCI & AICTE and affiliated to JNTUH
Mangalpally; Ibrahimpatnam, Telangana, 501510

CERTIFICATE OF PARTICIPATION

This certificate is presented to Mr./Ms Yogesh for participating in A talk on physical fitness conducted on 14/06/2023 at Bharat Institute of Technology , affiliated by JNTUH.

PRINCIPAL
Bharat Institute of Technology
Mangalpally (V), Ibrahimpatnam (M),
R.R. Dist - 501

Scanned with OKEN Scanner

BHARAT INSTITUTE OF TECHNOLOGY

Approved by PCI & AICTE and affiliated to JNTUH
Mangalpally; Ibrahimpatnam, Telangana, 501510

CERTIFICATE OF PARTICIPATION

This certificate is presented to Mr./Ms Meghana for participating in A talk on physical fitness conducted on 14/06/2023 at Bharat Institute of Technology , affiliated by JNTUH.

PRINCIPAL
Bharat Institute of Technology
Mangalpally (V), Ibrahimpatnam (M).
R.R. Dist. 501 510. Telangana



Scanned with OKEN Scanner

BHARAT INSTITUTE OF TECHNOLOGY

Approved by PCI & AICTE and affiliated to JNTUH
Mangalpally; Ibrahimpatnam, Telangana, 501510

CERTIFICATE OF PARTICIPATION

This certificate is presented to Mr./Ms ***Chivarala Poojitha*** *for participating in A talk on physical fitness conducted on 14/06/2023 at Bharat Institute of Technology , affiliated by JNTUH.*

PRINCIPAL
Bharat Institute of Technology,
Mangalpally (V), Ibrahimpatnam (M),
R.R. Dist - 501 5..

Scanned with OKEN Scanner

BHARAT INSTITUTE OF TECHNOLOGY

Mangalpally, Ibrahimpatnam, R.R. District, PIN-501510

(Affiliated to JNTUH, Approved by AICTE and PCI, New Delhi. Accreditated by NAAC)

ATTENDANCE SHEET

S.No	Name of the student	Group	Signature
1.	Sai	B.Pharmacy	Sai
2.	Pravalika	B.Pharmacy	Pravalika
3.	Nikshitha	B.Pharmacy	Nikshitha
4.	Yogesh	B.Pharmacy	Yogesh
5.	Shiva Kumar	B.Pharmacy	Shivakumar
6.	Sirisha	B.Pharmacy	Sirisha
7.	Meghana	B.Pharmacy	Meghana
8.	Bandi Avinash Goud	B.Pharmacy	Avinash
9.	Bathula Shivani	B.Pharmacy	Shivani
10.	Battula Bhanu Prakash	B.Pharmacy	Bhanu Prakash
11.	Baswapur Bhavani	B.Pharmacy	Bhavani
12.	Chiluka Mounika	B.Pharmacy	Mounika
13.	Chindam Sushma	B.Pharmacy	Sushma
14.	Chivarala Poojitha	B.Pharmacy	Poojitha
15.	Chowgani Akanksha Goud	B.Pharmacy	Akanksha Goud
16.	Dadi Sumanth	B.Pharmacy	Sumanth
17.	Devarakonda Navadeep	B.Pharmacy	D. Navadeep
18.	Dulla Spandana	B.Pharmacy	Spandana
19.	E.Laxmi Prasanna	B.Pharmacy	Prasanna
20.	Maroju Keerthi	B.Pharmacy	Keerthi
21.	Maskuri Sruthi	B.Pharmacy	Sruthi
22.	Medudula Prashanth	B.Pharmacy	Prashanth
23.	Mendu Charitha	B.Pharmacy	Charitha
24.	Mohammed Maaz Hussain	B.Pharmacy	Maaz Hussain
25.	Mohammad Umar	B.Pharmacy	Umar
26.	Mudavath Shobha	B.Pharmacy	Shobha
27.	Muppidi Shivani	B.Pharmacy	Shivani
28.	Muthi Rohith	B.Pharmacy	Rohith

PRINCIPAL
Bharat Institute of Technology
Mangalpally (V), Ibrahimpatnam (M),
Dist - 501 510, Rangareddy

BHARAT INSTITUTE OF TECHNOLOGY

Mangalpally, Ibrahimpatnam, R.R. District, PIN-501510

(Affiliated to JNTUH, Approved by AICTE and PCI, New Delhi. Accreditated by NAAC)

29.	Muthagari Akshaya	B.Pharmacy	Akshaya
30.	Nagulapally Raghavendra Rao	B.Pharmacy	Raghavendra
31.	Nakkapothu Shiva Ram	B.Pharmacy	Shiva
32.	Nalla Naveen	B.Pharmacy	Naveen
33.	Telukuntla Teja Reddy	B.Pharmacy	Teja
34.	V. Hari Kishore Reddy	B.Pharmacy	Kishore
35.	V.Ajay	B.Pharmacy	Ajay
36.	Vaddireddy Sahithya	B.Pharmacy	Sahithya
37.	Vadla Shiva Prakash	B.Pharmacy	Shiva
38.	Yanala Sushma	B.Pharmacy	Sushma
39.	Alle Vamshi Krishna	B.Pharmacy	Vamshi
40.	Ambilpur Nandini	B.Pharmacy	Nandini
41.	Anusha Nenavath	B.Pharmacy	Nenavath
42.	B.Sony	B.Pharmacy	Sony
43.	Badella Varshini	B.Pharmacy	Varshini
44.	Bairee Priyanka	B.Pharmacy	Priyanka
45.	Bakka Nissi	B.Pharmacy	Nissi

PRINCIPAL
Bharat Institute of Technology
Mangalpally (V), Ibrahimpatnam (M),
R.R. Dist - 501 510. Telangana.

Scanned with OKEN Scanner

BHARAT INSTITUTE OF TECHNOLOGY

Mangalpally, Ibrahimpatnam, R.R. District, PIN-501510

(Affiliated to JNTUH, Approved by AICTE and PCI, New Delhi. Accreditated by NAAC)

13/05/2022

CIRCULAR

This is to inform all the faculties and students that we are organizing a Seminar on Pharmacovigilance and pharma regulatory current challenges on 14 May 2022 sot all the class are furnished below kindly follow the schedule mentioned below. Class in charges shall make sure that students actively participate in the programme.

1. Title : Seminar
2. Speaker: Mrs.Purnima
3. Date : 14/05/2022
4. Time : 10:00 am-03:30 pm
5. Venue : Seminar Hall

PRINCIPAL
Bharat Institute of Technology
Mangalpally (V), Ibrahimpatnam (M),
R.R. Dist. - 501 510. Telangana.

Vision

To build nation's one among the best centers of excellence engaged in providing overall pharmaceutical Education including training and research. Bharat Institute of technology (Pharmacy) firmly believes that right knowledge and ethical responsibility drives individual commitment for the service of mankind.

Mission

M1: To bring students India's best education, as combination of teaching theory and practical application of knowledge and research in pharmaceutical sciences in order to train them to many positions of leadership and responsibility in pharmaceutical industry in academic and health care sector.

M2: To impart education, in a conductive ambience as comprehensive as possible , with the support of modern technologies and pedagogic tools and thereby develop in the students the abilities and passions to work wisely , creatively and effectively for the betterment of society.

M3: to impart a value based education, where the mind, body and the soul are holistically developed and major purpose of life is seen in the mankind and meeting the great challenges of the future.

Scanned with OKEN Scanner

BHARAT INSTITUTIONS

Approved by AICTE, Pharmacy Council of India and Affil
JNTUH Mangalpally (Village), Ibrahimpatnam (Mandal),
District-501510 **Accreditated by NAAC**

SEMINAR
ON
PHARMACOVIGILANCE AND PHARMA REGULATORY CURRENT CHALLENGES
MAY 14 2K22

DEPARTMENT OF PHARMACY

Under the aegis of IQAC

By

Bharat Institute of Technology

❖ **CHIEF PATRON**

Sri Ch. Venu Gopal Reddy
Chairman and Secretary
Bharat Group of
Institutions

❖ **PATRON**

Dr. Anuvrat Sharma, *M.Pharm, Ph.D*

Registration
End date: 09-09-2023 by 12.00 PM

❖ **CONVENER'S**

Dr. Lakshmi Alekhya K, *M.Pharm, Ph.D*
Assistant Professor

Dr. Kalyani, *M.S (Pharm), Ph.D, PGDIPR*
Assistant Professor

❖ **ORGANIZING COMMITTEE**

Dr. Arifa Begum, *M.Pharm, Ph.D*
Professor & Principal (BSP)

Mrs Buleah, M.Pharm, (Ph.D)
Assistant Professor

Dr.Sridevi, *M.S (USA) Associate Professor*

Mrs P. Swetha, *M.Pharm,WOS-C*
Assistant Professor

Mrs.Usharnai, *M.Pharm, CCIPR*
Assistant Professor

❖ ***RESOURCE PERSON***

❖ ***Mrs.Purnima (welding pharma)***

Bharat Institutions
Mangalpally (V), Ibrahimpatnam (M),
R.R. Dist - 501 510. Telangana.

Scanned with OKEN Scanner

FACULTY CO-ORDINATORS

Dr. Namratha Sunkara, *M.Pharm, Ph.D*
Dr. Reddy Nazemoon, *M.Pharm, Ph.D*
Dr. J. Bhaskar, *M.Pharm, Ph.D*
Dr. Nikhat Farhana, *M.Pharm, Ph.D*
Dr. Asra Jabeen, *M.Pharm, Ph.D* Dr.
Shanti Lysetty, *M.Pharm, Ph.D* Dr.
Swathi, *Pharm.D*
Dr. Nahid, *Pharm.D*
Ms. Twila Pushpa, *M.Pharm*
Mrs. Azka Fathima, *M.Pharm*
Mrs. Kabitha Banik, *M.Pharm*
Mrs. Ayesha Siddiqua, *M.Pharm*
Ms. Rachel, *M.Pharm*
Mrs. Kavya *M.A (Literature)*
Ms. Teja Sri Sowmya Kari, *M.Pharm*
Mrs. Mohammadi Amjad, *M.Pharm*
Ms. Glory, *M.Pharm*
Mr. Ramakrishna, *M.Pharm*
Mrs.Sanchari, *M.Pharm*
Dr.Shibnath, *M.Pharm, Ph.D*
Dr.Sridevi, *M.Pharm, Ph.D*



PRINCIPAL
Bharat Institute of Technology
Mangalpally (V), Ibrahimpatnam (M),
R.R. Dist - 501 510. Telangana.

BHARAT INSTITUTE OF TECHNOLOGY

Mangalpally, Ibrahimpatnam, R.R. District, PIN-501510

(Affiliated to JNTUH, Approved by AICTE and PCI, New Delhi. Accreditated by NAAC)

16/04/2022

CIRCULAR

This is to inform all the teaching and non-teaching staff that we are going to conduct Awareness program on GPAT and PGECET on 18th April 2022. Details of the programme are furnished below kindly follow the schedule mentioned below. Class in charges of shall make sure that students actively participate in the programme

1.	Title	:	Awareness program on GPAT and POECET
2.	Domain	:	Awareness program on GPAT and POECET
3.	Speaker	:	Dr. Arifa Begum
4.	Date	:	18/04/2022
5.	Time	:	10:00 AM-12:00 PM
6.	Venue	:	Seminar Hall

PRINCIPAL

PRINCIPAL
Bharat Institute of Technology
Mangalpally (V), Ibrahimpatnam (M)

PRINCIPAL
Bharat Institute of Technology
Mangalpally (V), Ibrahimpatnam (M),
R.R. Dist - 501 510, Telangana.

Vision

To build nation's one among the best centers of excellence engaged in providing overall pharmaceutical Education including training and research. Bharat Institute of technology (Pharmacy) firmly believes that right knowledge and ethical responsibility drives individual commitment for the service of mankind.

Mission

M1: To bring students India's best education, as combination of teaching theory and practical application of knowledge and research in pharmaceutical sciences in order to train them to many positions of leadership and responsibility in pharmaceutical industry in academic and health care sector.

M2: To impart education, in a conductive ambience as comprehensive as possible , with the support of modern technologies and pedagogic tools and thereby develop in the students the abilities and passions to work wisely , creatively and effectively for the betterment of society.

M3: to impart a value based education, where the mind, body and the soul are holistically developed and major purpose of life is seen in the mankind and meeting the great challenges of the future.

Scanned with OKEN Scanner

BHARAT INSTITUTE OF TECHNOLOGY

Mangalpally, Ibrahimpatnam, R.R. District, PIN-501510

(Affiliated to JNTUH, Approved by AICTE and PCI, New Delhi. Accreditated by NAAC)

ATTENDANCE SHEET – AWARENESS PROGRAM ON GPAT & PGECET

S.No	Name of the student	Roll Number	Signature
1.	DUVASI RAKESH	18171R0020	Rakesh
2.	EEDULA CHANDANA	18171R0021	Chandana
3.	GAJJALLA AKHILA	18171R0022	G.Akhila
4.	GORIGE RAMESH	18171R0023	
5.	HAJERA NADIA	18171R0024	Nadia
6.	JADHAV SHRUTI UMESH	18171R0025	
7.	KONKAYALA ABHILASH REDDY	18171R0026	
8.	KAGULA ASHOK	18171R0027	
9.	KANDAGATLA NAVEEN CHANDRA	18171R0028	
10.	KOMITTY SHETTY SRAVAN KUMAR	18171R0029	
11.	KALAM THRIVENI	18171R0030	Thriveni
12.	VARAGANTI SAIPRASANNA	18171R0058	
13.	SHREEYA SALUNKE	18171R0059	
14.	SIRIGIRI BHARGAVI	18171R0060	
15.	SURIGALA SHIVA KUMAR	18171R0061	
16.	SURIGI PAVAN KALYAN	18171R0062	
17.	THRIPURAM AJANTHA REDDY	18171R0063	
18.	TAMMINENI MALLIKHARJUNA REDDY	18171R0064	
19.	THAMMALI SIDDHARTHA	18171R0065	
20.	UMMELVAR PRATHIBHA	18171R0066	
21.	VARIKUPPALA SWATI	18171R0067	
22.	V.SHANKAR	18171R0068	
23.	VADTYA ARUN	18171R0069	
24.	VEMANI SHIRISHA	18171R0070	
25.	VEMULA SPANDANA	18171R0071	
26.	SUNIL WAGHMARE	18171R0072	
27.	YARAMALA SRINIVAS REDDY	18171R0073	

PRINCIPAL
Bharat Institute of Technology
Mangalpally (V), Ibrahimpatnam (M).
R.R. Dist - 501 510. Telangana.

Scanned with OKEN Scanner

BHARAT INSTITUTE OF TECHNOLOGY

Mangalpally, Ibrahimpatnam, R.R. District, PIN-501510

(Affiliated to JNTUH, Approved by AICTE and PCI, New Delhi. Accreditated by NAAC)

ATTENDANCE SHEET – AWARENESS PROGRAM ON GPAT & PGECET

S.No	Name of the student	Roll Number	Signature
28.	YAMJALA RAVALI	18171R0074	
29.	GUJJALWAR PRAVEEN	18171R0075	
30.	MUZAMMIL MEHDI	18171R0076	
31.	AMBATI HARIKA	18171R0001	
32.	ARDHA JASHWANTH REDDY	18171R0002	
33.	AKKI REDDY KALYANI	18171R0003	
34.	AMULA SWETHA	18171R0004	
35.	ARULMOLI JANANI	18171R0005	
36.	AYESHA JABEEN	18171R0006	
37.	BAIKADI SHIVA PRASAD	18171R0007	
38.	BALRAM SHIVANI	18171R0008	
39.	BHUMIKA TIWARI	18171R0009	
40.	BOLGUM GOPI KRISHNA GOUD	18171R0010	
41.	BUSSULAKARMA ANUSHA KUMARI	18171R0011	
42.	C ADITYA	18171R0012	
43.	CHAPURI NIKHITA	18171R0013	
44.	CHILIVERI PRATHIBA VARSHINI	18171R0014	
45.	DARGI ANAND	18171R0015	
46.	DACHEPALLY DEEKSHITHA	18171R0016	
47.	DAPAVATH AMAR SINGH	18171R0017	
48.	DASARI DEVENDHAR	18171R0018	
49.	DASARI PAVAN KALYAN GOUD	18171R0019	
50.	KAYITI MANASA	18171R0031	
51.	KETHAVATH MANJULA	18171R0032	
52.	KUNAL BIYANI	18171R0033	
53.	MARRI ABHISHIEK	18171R0034	
54.	M.SUNIL KUMAR	18171R0035	

PRINCIPAL
Bharat Institute of Technology
Ibrahimpatnam (M).
Mangalpally (V), Ibrahimpatnam
R.R. Dist. - 501 510. Telangana

Scanned with OKEN Scanner

BHARAT INSTITUTE OF TECHNOLOGY

Mangalpally, Ibrahimpatnam, R.R. District, PIN-501510

(Affiliated to JNTUH, Approved by AICTE and PCI, New Delhi. Accreditated by NAAC)

ATTENDANCE SHEET – AWARENESS PROGRAM ON GPAT & PGECET

S.No	Name of the student	Roll Number	Signature
55.	MADDU DIVYA	18171R0036	Divya
56.	MANAL REECHA	18171R0037	Reecha
57.	MANDA BHARATH	18171R0038	
58.	MOHAMMED IRSHAD	18171R0039	Irshad
59.	MOHAMMED WAJEED	18171R0040	Wajeed
60.	MEREDDY VAMSHIDHAR REDDY	18171R0041	Wajeed
61.	MERGI ANIL JOSHI	18171R0042	Anil Joshi
62.	K.ASHOK	18171R0027	Ashok

PRINCIPAL
Bharat Institute of Technology
Mangalpally (V), Ibrahimpatnam (M)
R.R. Dist - 501 510, Telangana.

Scanned with OKEN Scanner

BHARAT INSTITUTE OF TECHNOLOGY

Mangalpally, Ibrahimpatnam, R.R. District, PIN-501510

(Affiliated to JNTUH, Approved by AICTE and PCI, New Delhi, Accreditated by NAAC)

10/03/2022

CIRCULAR

This is to inform all the faculties and students that we are organizing a Webinar on career opportunities in pharmacy on 11 /03 /2022 so to all the students that all the class are furnished below kindly follow the schedule mentioned below. Class in charges shall make sure that students actively participate in the programme.

1. Title : Webinar
2. Speaker: Mrs.Sravan Bandi
3. Date : 11/03/2022
4. Time : 10:00 am-01:30 pm
5. Venue : Seminar Hall

PRINCIPAL

PRINCIPAL
Bharat Institute of Technology
Mangalpally (V), Ibrahimpatnam (M),
R.R. Dist - 501 510. Telangana.

Vision

To build nation's one among the best centers of excellence engaged in providing overall pharmaceutical Education including training and research. Bharat Institute of technology (Pharmacy) firmly believes that right knowledge and ethical responsibility drives individual commitment for the service of mankind.

Mission

M1: To bring students India's best education, as combination of teaching theory and practical application of knowledge and research in pharmaceutical sciences in order to train them to many positions of leadership and responsibility in pharmaceutical industry in academic and health care sector.

M2: To impart education, in a conductive ambience as comprehensive as possible , with the support of modern technologies and pedagogic tools and thereby develop in the students the abilities and passions to work wisely , creatively and effectively for the betterment of society.

M3: to impart a value based education, where the mind, body and the soul are holistically developed and major purpose of life is seen in the mankind and meeting the great challenges of the future.

Scanned with OKEN Scanner

BHARAT INSTITUTIONS

Approved by AICTE, Pharmacy Council of India and Affiliated to JNTUH
Mangalpally (Village), Ibrahimpatnam (Mandal), R.R District-501510
Accreditated by NAAC

WEBINAR

ON

CAREEROPPURTUNITIES IN PHARMACY (ONLINE)

MARCH 11 2K22

DEPARTMENT OF PHARMACY

Under the aegis of IQAC

By

Bharat Institute of Technology

&

Bharat School of Pharmacy

Certificate will be provided

❖ **CHIEF PATRON**

Sri Ch. Venu Gopal Reddy
Chairman and Secretary
Bharat Group of Institutions

❖ **PATRON**

Dr. Anuvrat Sharma, *M.Pharm, Ph.D*
Professor & Principal (BIT)

Registration - Free

Scan the below QR Code for Registration
End date: 09-09-2023 by 12.00 PM

❖ **CONVENER'S**

Mrs.Azka fathima *M.Pharm,*
Assistant Professor
Dr.Shibnath, *M.S (Pharm), Ph.D, PGDIPR*
Assistant Professor

❖ **ORGANIZING COMMITTEE**

Dr. Arifa Begum, *M.Pharm, Ph.D*
Professor & Principal (BSP)
Mrs Usharani, M.Pharm, (Ph.D)
Assistant Professor
Mrs P. Swetha, *M.Pharm,WOS-C*
Assistant Professor

Resource person
Mrs.Sravan Bandi

R.K.Nel

Bharat Institute of Techn...
Mangalpally (V), Ibrahimpatnam (M...
R.R. Dist - 501 510. Telangana.

Scanned with OKEN Scanner

CULTY CO-ORDINATORS

Namratha Sunkara, *M.Pharm, Ph.D*
Reddy Nazemoon, *M.Pharm, Ph.D*
Bhaskar, *M.Pharm, Ph.D*
Nikhat Farhana, *M.Pharm, Ph.D*
Asra Jabeen, *M.Pharm, Ph.D* Dr.
hanti Lysetty, *M.Pharm, Ph.D*
r. Nahid, *Pharm.D*
Dr. Safa Hussain, *Pharm.D*
Ms. Twila Pushpa, *M.Pharm*
Mrs. Azka Fathima, *M.Pharm*
Mrs. Kabitha Banik, *M.Pharm*
Mrs. Ayesha Siddiqua, *M.Pharm*
Ms. Rachel, *M.Pharm*
Mrs. Kavya *M. A (Literature)*
Ms. Teja Sri Sowmya Kari, *M.Pharm*
Mrs. Mohammadi Amjad, *M.Pharm*
Ms. Glory, *M.Pharm*
Mr. Ramakrishna, M.pharm
Mrs.Sanchari, *M.Pharm*
Mrs.Jyothi, M.pharm
Dr.Shibnath, M.pharm, Ph.D

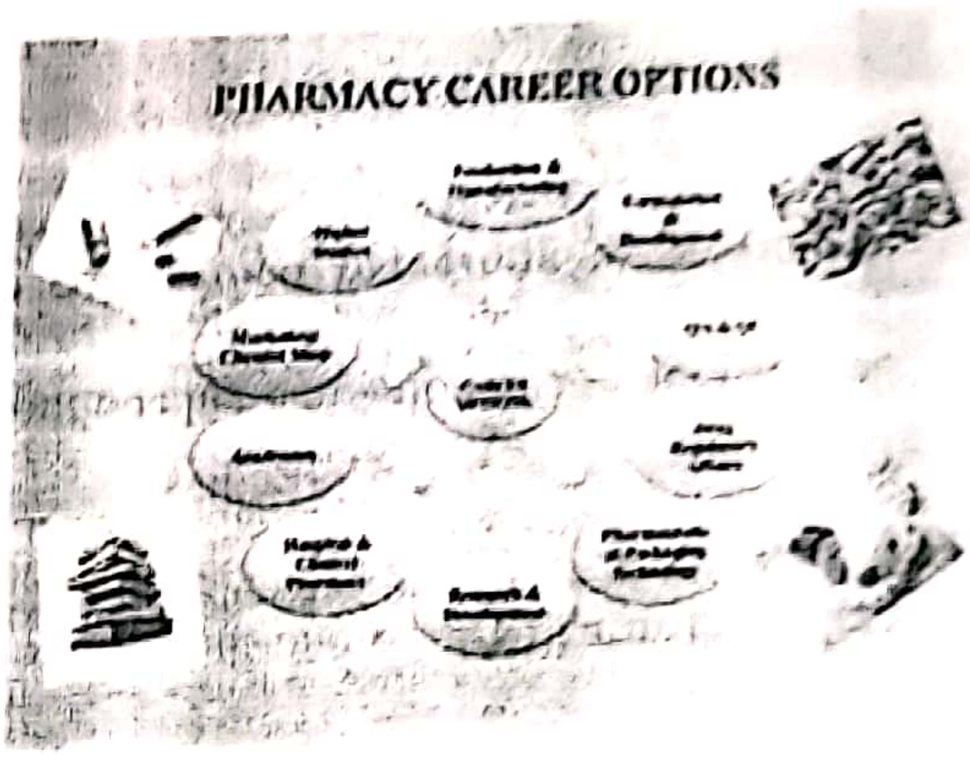



PRINCIPAL
Bharat Institute of Technology
...ceholly (V), Ibrahimpatnam (M).
... Dist - 501 510. Telangana.

Scanned with OKEN Scanner

"One Day Workshop on Recent Trends in Clinical Data Management"

Organized by

Bharat Institute of Technology
Mangalpally, Ranga Reddy, Telangana
Approved by PCI, AICTE and Affiliated to JNTU-H

In Association with

TAS

Telangana Academy of Sciences

Tarnaka, Hyderabad, Telangana- 500017

March 26th 2022

PRINCIPAL
Bharat Institute of Technology
Mangalpally (V), Ibrahimpatnam (M),
R.R. Dist - 501 510, Telangana.

Scanned with OKEN Scanner

SCHEDULE

Welcome address	**9.30 AM - 9.40 AM**	**Principal**
Inaugural address by Chief Patron & Patron	**9.40 AM- 9.50 AM**	**Shri. Ch. Venugopal reddy, Chairman, Bharat Institute of Technology &**
Introduction of speaker	**9.50 AM – 10.00AM**	
Morning Session Handed over to guest speaker	**10.00AM To 12.15 PM**	
Concluding remarks for morning session (discussion)	**12.15 AM To 12.30P M**	
Lunch (12.30-1.30 PM)		
Afternoon session for practical workshop program	**1.30 PM To 2.40P M**	
Evaluation Test	**2.40 To 3.10 PM**	
Prize Distribution	**3.30 To 3.45 PM**	
Vote of thanks	**3.45 To 4 PM**	

CONVENOR: **DR BHIMA SRIDEVI**
Department of Pharmaceutical Chemistry
Bharat Institute of Technology
Email. ID:sridevibhima@bitpharmacy.org

CO-CONVENOR: **DR ARIFA BEGUM SK**
Department of Pharmaceutical Chemistry
Bharat Institute of Technology
Email. ID: arifabegum@bitpharmacy.org

PRINCIPAL
Bharat Institute of Technology
Mangalpally (V), Ibrahimpatnam (M).
R.R. Dist - 501 510. Telangana.

Scanned with OKEN Scanner

BHARAT INSTITUTE OF TECHINOLOGY- PHARMACY

25/01/2022

...THE COLLEGE

...Institute of Technology was ... the ... society ... imparting quality ... to students ... responsible pharma... ... to be needs of ... society. The college is situated in ... lap area of ... kms from the heart of the ... the whole ambience breeds ... the overall growth of both the ... and results. Bharat Institute ... technocrats (BIT) ... to ... the ... passionate pharma professionals. ... institution is progressing under the ... leadership of Sri. CH. VENUGOPAL ... Chairman and ... Bharat Educational ... Dedicated ... passionate ... ... in a holistic and ... environment.

Vision

To build the nation's one among the best ... of excellence ... in providing overall Pharmaceutical education including training and research Bharat Institute of technology (pharmacy) firmly believes that right knowledge and ethical responsibility drives individual commitment for the service of mankind

Mission

M1: To bring to students India's best education, as a combination of teaching theory and practical application of knowledge, and research in pharmaceutical sciences in order to train them to many positions of leadership and responsibility in the pharmaceutical ... and health care sector.

M2: To impart education, in a conductive ambience, as comprehensive as possible, with the support of modern technologies and pedagogic tools, and thereby develop in students the abilities and passions to work wisely creatively and effectively for the betterment of the society M3: To impart a Value Based education, where the mind, body and the soul are holistically developed, and major purpose of life is seen by mankind and meeting the great

Organizing committee

Chief patron

SRI CH.VENUGOPAL REDDY GARU

Chairman and secretary

Bharat Institutions

Speakers

Mrs. Mallika Anaram

Dr. Marina Dsouza

Ex Minister

IIT Professor

Convener
Dr. BhimaSridevi,
Asst professor, BIT

Co-Convener
Dr ArifaBegum SK
Associate Professor, BIT

Faculty coordinators

All Teaching and non-Teaching

Contact

Dr BhimaSridevi- 9182706411

Dr ArifaBegum SK- 8555045478

Trophy for winner on the evaluation test and Certificates for participation

R.K-Nel

BHARAT INSTITUTE OF TECHNOLOGY- PHARMACY

Workshop on Recent Trends in Data Management

25/03/2022

in a holistic and an ambient environment

Vision

To build the nation's one among the best [illegible] providing overall Pharmaceutical education including training and research. Bharat Institute of technology strongly believes that [illegible] responsibility drives [illegible] commitment for the service of mankind

Mission

M1: To bring to students India's best education as a combination of teaching [illegible] application of [illegible] sciences in order to train [illegible] positions of leadership and [illegible] the pharmaceutical [illegible] sector.

M2: To impart education, in a conductive ambience, as comprehensive as possible, [illegible] modern technologies and pedagogic tools, and thereby develop in students the abilities and passions to work wisely creatively and effectively for betterment of the society M3: To impart a Value Based education, where the mind, body and the soul are holistically developed, and major purpose of life is seen by mankind and meeting the great

Organizing committee

Patron

SRI CHVENUGOPAL REDDY GARU

Chairman and secretary

Bharat Institutions

Speakers

Mrs. Mallika Aroora

Dr. Marina Dsouza

Dr Mutahar

IIFT Professor

Convener

Dr. BhimaSridevi

Asst professor, BIT

Co-Convener

Dr ArifaBegum SK

Associate Professor, BIT

Faculty coordinators

All Teaching and non-Teaching

[illegible]

Dr. BhimaSridevi, [illegible]

Dr ArifaBegum SK- 8555045478

Trophy for winner in the evaluative test and Certificates for participation

PRINCIPAL
Bharat Institute of Technology
Mangalpally (V), Ibrahimpatnam (M),
R.R. Dist - 501 510. Telangana.

Scanned with OKEN Scanner

BHARAT INSTITUTE OF TECHNOLOGY
(Approved by AICTE & PCI, New Delhi and Affiliated to JNTU, Hyderabad)
Sponsored by : CHINTA REDDY MADHUSUDHAN REDDY EDUCATIONAL SOCIETY
Mangalpally (Village), Ibrahimpatnam (Mandal), Ranga Reddy District - 501 510.
Ph : 08414-252265, Fax : 08414-252645, E-mail : bitpharm@yahoo.com

Ref.:

Utilization certificate

This is to certify that **Bharat Institute of Technology in Association with Telangana Academy of Sciences, Hyderabad** organized **"One day Workshop on Recent Trends in Clinical Data Management"** as per the assurance of the financial assistance from TAS confirming with an email of cosponsor ship dated 16th February 2022. Assured amount has been utilized for the conducting of the event on March 25th 2022, expenditure incurred in organizing the program with original bills has been attached for your kind reference and perusal.

Signature of Convener
Date:-

Signature of the Head of the Institution
Date:-

PRINCIPAL
Bharat Institute of Technology
Mangalpally (V), Ibrahimpatnam (M)
R.R. Dist. Pin: 501510

PRINCIPAL
Bharat Institute of Technology
Mangalpally (V), Ibrahimpatnam (M)
R.R. Dist - 501 510. Telangana.

Scanned with OKEN Scanner

BHARAT INSTITUTE OF TECHNOLOGY

(Approved by AICTE & PCI, New Delhi and Affiliated to JNTU, Hyderabad)
Sponsored by : CHINTA REDDY MADHUSUDHAN REDDY EDUCATIONAL SOCIETY
Mangalpally (Village), Ibrahimpatnam (Mandal), Ranga Reddy District - 501 510.
Ph : 08414-252265, Fax : 08414-252645, E-mail : bitpharm@yahoo.com

Ref.:

9th April 2022,
Hyderabad

To
The Regional Coordinator,

Rangareddy Dist. Regional Centre,

Telangana Academy of Sciences,

Hyderabad.

Subject: Regarding Approval of financial assistance for expenses incurred for organizing the workshop.

I Dr.Bhima Sridevi, working as Asst. Professor at Bharat Institute of Technology, Ibrahimpatnam. It is our immense pleasure that our college has been granted sponsorship for the conduction of Workshop from TELANGANA ACADEMY OF SCIENCES. As per the discussions, Bharat Institute of Technology in Association with Telangana Academy of Sciences, Hyderabad has organized One day Workshop on Recent Trends in Clinical Data Management dated on March 25th, 2022. Expenses incurred on workshop were done towards:

1. Guest Speakers honorarium-10,000 /-
2. Banner, Certificates expenditure at Radha Hitech print solutions- 1740/-
3. Mementos for speakers and winners-500/-
4. Photos and documentation-500/-
5. Stationery purchases-1930/-
6. Publicity - 500/-

Please note all the expenditure along with supporting documents was submitted. I request you sir please transfer the amount of Rs.15,000/- to the college bank account. **Account no: 62101095523**

IfS code: SBIN0021069.

Thanking you Sir

PRINCIPAL
Bharat Institute of Technology
Mangalpally (V), Ibrahimpatnam (M),
R.R. Dist - 501 510. Telangana.

PRINCIPAL
Bharat Institute of Technology
Mangalpally (V), Ibrahimpatnam (M)
R.R. Dist. Pin: 501510

Yours Sincerely

Dr.Bhima Sridevi

BHARAT INSTITUTE OF TECHNOLOGY

BHARAT INSTITUTE OF TECHNOLOGY

Mangalpally, Ibrahimpatnam, R.R. District, PIN-501510

(Affiliated to JNTUH, Approved by AICTE and PCI, New Delhi. Accreditated by NAAC)

07/02/2022

CIRCULAR

This is to inform all the faculties and students that we are organizing a Conference on Advances in pharmaceutical & health sciences to be held on 07th Feburary to 10th Feburary. Details of the class are furnished below kindly follow the schedule mentioned below. Class in charges shall make sure that students actively participate in the programme.

1. Title : Conference
2. Speaker: Mrs.Mallika
3. Date : 07/02/2022
4. Time : 10:00 am-01:30 pm
5. Venue : Seminar Hall

R.K.Nel

PRINCIPAL

PRINCIPAL
Bharat Institute of Technology
Mangalpally (V), Ibrahimpatnam (M),
R.R. Dist - 501 510. Telangana.

Vision

To build nation's one among the best centers of excellence engaged in providing overall pharmaceutical Education including training and research. Bharat Institute of technology (Pharmacy) firmly believes that right knowledge and ethical responsibility drives individual commitment for the service of mankind.

Mission

M1: To bring students India's best education, as combination of teaching theory and practical application of knowledge and research in pharmaceutical sciences in order to train them to many positions of leadership and responsibility in pharmaceutical industry in academic and health care sector.

M2: To impart education, in a conductive ambience as comprehensive as possible , with the support of modern technologies and pedagogic tools and thereby develop in the students the abilities and passions to work wisely , creatively and effectively for the betterment of society.

M3: to impart a value based education, where the mind, body and the soul are holistically developed and major purpose of life is seen in the mankind and meeting the great challenges of the future.

R.K.Nel

PRINCIPAL
Bharat Institute of Technology
Mangalpally (V), Ibrahimpatnam (M),
R.R. Dist - 501 510. Telangana.

Scanned with OKEN Scanner

BHARAT INSTITUTIONS

Approved by AICTE, Pharmacy Council of India and Affiliated to JNTUH
Mangalpally (Village), Ibrahimpatnam (Mandal), R.R District-501510
Accreditated by NAAC

CONFERENCE
ON
ADVANCES IN PHARMACEUTICAL AND HEALTH SCIENCES
FEBRUARY 7-10 2K22

DEPARTMENT OF PHARMACY

Under the aegis of IQAC
By
Bharat Institute of Technology

Certificate will be provided

❖ **CHIEF PATRON**

Sri Ch. Venu Gopal Reddy
Chairman and Secretary
Bharat Group of Institutions

❖ **PATRON**

Dr. Anuvrat Sharma, *M.Pharm, Ph.D*
Professor & Principal (BIT)

Registration - Free

Scan the below QR Code for
Registration
End date: 09-09-2023 by 12.00 PM

❖ **CONVENER'S**

Dr. Lakshmi Alekhya K, *M.Pharm, Ph.D*
Assistant Professor

Dr. Srikanth, *M.S (Pharm), Ph.D, PGDIPR*
Assistant Professor

❖ **ORGANIZING COMMITTEE**

Dr. Arifa Begum, *M.Pharm, Ph.D*
Professor & Principal

Dr. Kalyani M.Pharm, (Ph.D)
Assistant Professor

Dr. Shibnath
Associate Professor

Mrs P. Swetha, *M.Pharm, WOS-C*
Assistant Professor

Mrs. Jyothi *Assistant Professor*

❖ ***RESOURCE PERSON***

Mrs. Mallika (clinical data manager)

R.R. Dist - 501 510. Telangana.

R.K.Nek

FACULTY CO-ORDINATORS

Dr. Namratha Sunkara, *M.Pharm, Ph.D*
Dr. Reddy Nazemoon, *M.Pharm, Ph.D*
Dr. J. Bhaskar, *M.Pharm, Ph.D*
Dr. Nikhat Farhana, *M.Pharm, Ph.D*
Dr. Asra Jabeen, *M.Pharm, Ph.D*
Dr. Nahid, *Pharm.D*
Ms. Twila Pushpa, *M.Pharm*
Mrs. Azka Fathima, *M.Pharm*
Mrs. Kabitha Banik, *M.Pharm*
Mrs. Ayesha Siddiqua, *M.Pharm*
Ms. Rachel, *M.Pharm*
Mrs. Kavya *M.A (Literature)*
Mrs. Mohammadi Amjad, *M.Pharm*
Mr. Ramakrishna, *M.Pharm*
Dr. Shital, Mpharm.Phd
Dr. Sri Devi Mpharm .Phd
Mrs Usha rani ,Mpharm
Mrs . Sanchari Mpharm
Mrs. Buleah ,Mpharm



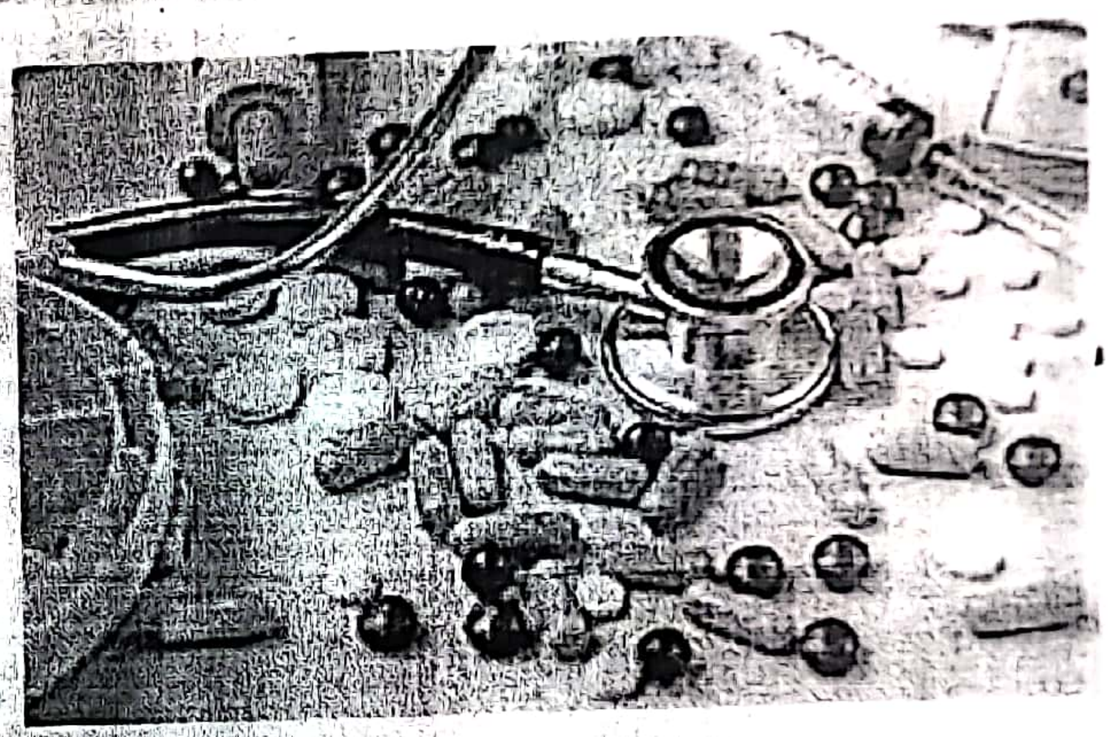

PRINCIPAL
Bharat Institute of Technology
Mangalpally (V), Ibrahimpatnam (M).
R.R. Dist - 501 510. Telangana.

BHARAT INSTITUTE OF TECHNOLOGY

Mangalpally, Ibrahimpatnam, R.R. District, PIN-501510

(Affiliated to JNTUH, Approved by AICTE and PCI, New Delhi. Accreditated by NAAC)

22/01/2022

CIRCULAR

This is to inform all the faculties and students that we are conducting conference on Artifical intelligence application in pharma industry. Details of the class are furnished below kindly follow the schedule mentioned below. Class in charges shall make sure that students actively participate in the programme.

1. Title : Conference
2. Speaker: Mrs.Mallika
3. Date : 23/01/2022
4. Time : 10:30 pm-03:30 pm
5. Venue : Seminar Hall

PRINCIPAL
Bharat Institute of Technology
Mangalpally (V), Ibrahimpatnam (M).
R.R. Dist - 501 510. Telangana.

Vision

To build nation's one among the best centers of excellence engaged in providing overall pharmaceutical Education including training and research. Bharat Institute of technology (Pharmacy) firmly believes that right knowledge and ethical responsibility drives individual commitment for the service of mankind.

Mission

M1: To bring students India's best education, as combination of teaching theory and practical application of knowledge and research in pharmaceutical sciences in order to train them to many positions of leadership and responsibility in pharmaceutical industry in academic and health care sector.

M2: To impart education, in a conductive ambience as comprehensive as possible , with the support of modern technologies and pedagogic tools and thereby develop in the students the abilities and passions to work wisely , creatively and effectively for the betterment of society.

M3: to impart a value based education, where the mind, body and the soul are holistically developed and major purpose of life is seen in the mankind and meeting the great challenges of the future.

BHARAT INSTITUTIONS

Approved by AICTE, Pharmacy Council of India and Af filiated to JNTUH
Mangalpally (Village), Ibrahimpatnam (Mandal), R.R District-501510
Accreditated by NAAC

CONFERENCE
ON
ARTIFICIAL INTELLIGENCE APPLICATION IN PHARMA INDUSTRY

JANUARY 23 2K22

Hosted by

DEPARTMENT OF PHARMACY

Under the aegis of IQAC

By

Bharat Institute of Technology

Certificate will be provided

❖ **CHIEF PATRON**

Sri Ch. Venu Gopal Reddy
Chairman and Secretary
Bharat Group of Institutions

❖ **PATRON**

Dr. Anuvrat Sharma, *M.Pharm, Ph.D*
Professor & Principal (BIT)

Registration - Free

Scan the below QR Code for Registration
End date: 09-09-2023 by 12.00 PM

❖ **CONVENER'S**

Dr. Lakshmi Alekhya K, *M.Pharm, Ph.D*
Assistant Professor
Dr. Srikanth, *M.S (Pharm), Ph.D, PGDIPR*
Assistant Professor

❖ **ORGANIZING COMMITTEE**

Dr. Arifa Begum, *M.Pharm, Ph.D*
Professor & Principal
Dr.Kalyani M.Pharm, (Ph.D)
Assistant Professor
Dr. Shibnath
Associate Professor
Mrs P. Swetha, *M.Pharm,WOS-C*
Mrs. Jyothi *Assistant Professor*

❖ ***RESOURCE PERSON***

Mrs.Mallika (clinical data manager)

Edit with WPS Office

PRINCIPAL
Bharat Institute of Technology
Mangalpally (V), Ibrahimpatnam (M),
R.R. Dist - 501 510. Telangana.

Scanned with OKEN Scanner

LTY CO-ORDINATORS

- hratha Sunkara, *M.Pharm, Ph.D*
- eddy Nazemoon, *M.Pharm, Ph.D*
- J. Bhaskar, *M.Pharm, Ph.D*
- r. Nikhat Farhana, *M.Pharm, Ph.D*
- r. Asra Jabeen, *M.Pharm, Ph.D*
- r. Nahid, *Pharm.*
- Ms. Twila Pushpa, *M.Pharm* Mrs. Azka Fathima, *M.Pharm* Mrs. Kabitha Banik, *M.Pharm*
- Mrs. Ayesha Siddiqua, *M.Pharm*
- Ms. Rachel, *M.Pharm*
- Mrs. Kavya *M.A (Literature)*
- Mrs. Mohammadi Amjad, *M.Pharm* Mr. Ramakrishna, *M.Pharm*
- Dr. Shital, Mpharm.Phd
- Dr. Sri Devi Mpharm .Phd
- Mrs Usha rani ,Mpharm
- Mrs . Sanchari Mpharm
- Mrs. Buleah ,Mpharm

Edit with WPS Office

PRINCIPAL
Bharat Institute of Technology
Ibrahimpatnam

Artifical intelligence application in pharma industry

	ROLL NO	NAME	SIGNATURE
1	18171R0025	Jadhav Shruthi	
2	18171R0026	Konkayala Abhilash Reddy	
3	18171R0029	Komittyshetty Sravan Kumar	
4	18171R0030	Kalam Thriveni	
5	18171R0031	Kayiti Manasa	
6	18171R0032	Kethavath Manjula	
7	18171R0033	Kunal Diyani	
8	18171R0034	Marri Abhishiek	
9	18171R0035	M Sunil Kumar	
10	18171R0036	Maddu Divya	
11	18171R0037	Manal Reecha	
12	18171R0038	Manda Bharath	
13	18171R0040	Mohammad Wajeed	
14	18171R0041	Mereddy Vamshidhar Reddy	
15	18171R0042	Mergi Anil Joshi	
16	18171R0043	Moreddy Shiva Kumar	
17	18171R0044	Motam Santhosh	
18	18171R0045	Mudavath Pooja	
19	18171R0046	Mummadi Swathi	
20	18171R0047	Nadeem	
21	18171R0048	Pandiri Pavithra	
22	18171R0049	Pampari.Jagannath	
23	18171R0050	Pandi Jhansi	
24	18171R0051	Pasham Mahesh Reddy	
25	18171R0052	P Naga Maha Laxmi Prasanna	
26	18171R0053	Rangineni. Sanath Kumar	
27	18171R0054	Railla Swathi	
28	19171R0021	Chilukuri Sathwika	
29	19171R0022	Chityala Shivani	
30	19171R0023	D.Sreeja	
31	19171R0024	Dayala Oum Sripriya	
32	19171R0025	Devasoth Rajamouli	
33	19171R0026	D Akhila	
34	19171R0027	Elsavath Mounika	
35	19171R0028	Ettamoni Priyanka	

PRINCIPAL
Bharat Institute of Technology
Mangalpally (V), Ibrahimpatnam (M).
R.R. Dist - 501 510. Telangana.

Scanned with OKEN Scanner

36	19171R0029	Golla Nagesh	
37	19171R0030	Gaddam Vigneshwar	
38	19171R0031	Ganji Srikanth	
39	19171R0032	Gannu Anvitha	
40	19171R0033	Gayakawada Yamini	
41	19171R0034	Gudupally Deepika	
42	19171R0035	Gunaganti Indu Priya	
43	19171R0036	Gunti Rahul	
44	19171R0037	Jangala Mahesh	
45	19171R0038	Juluri Yashashwini	
46	19171R0039	K.Vikaram	
47	19171R0040	Kakarajala Ujwala	
48	19171R0041	Kambhapati Sai Rupini	
49	19171R0042	Karrola Yogitha	
50	19171R0043	Kashamalla Prasanna Laxmi	
51	19171R0044	Katikala Cion Kumari	
52	19171R0046	Kokkonda Sai Prasanna	
53	19171R0047	Konda Sai Kiran	
54	19171R0048	Kothapalli Karthik	
55	19171R0049	Ladhiperla Nikshitha	
56	19171R0050	Lakki Reddy Srivalli	
57	19171R0051	M.Likhita	
58	19171R0052	Madha Nageshwari	
59	19171R0053	Mahenderkar Reshab	
60	19171R0054	Makam Shailaja	
61	19171R0055	Maruwada Kavyasree	
62	19171R0056	M Nagesh	
63	19171R0057	Moreddy Prathyusha	
64	19171R0058	Mudavath Kavitha	
65	19171R0059	Mudavath Paramesh	
66	19171R0060	M Jayasri	
67	19171R0061	Nagaram Teja Chary	
68	19171R0063	Nemani Keerthi	
69	19171R0064	P.Vamshidhar Reddy	
70	19171R0065	Pathlavath Rakesh	

	19171R0066	Thalla Akhila	
	19171R0067	Perumalla Shireesha	
	19171R0068	Polagoni Meghana	
	19171R0069	Poloju Pravalika	
	19171R0070	Rachakonda Binduja	
76	19171R0071	Ramavath Vennela	
77	19171R0072	S.Mohan	
78	19171R0073	Sama Sai Krishna Reddy	
79	19171R0074	Samreen	
80	19171R0075	Sara Vaishnavi	
81	19171R0076	Shaik Rehma	
82	19171R0077	Shaistha Muskaan	
83	19171R0078	Sreebhadri Manjunath	
84	19171R0079	Surarapu Leela Vara Prasad	
85	19171R0080	Survi Durga	
86	19171R0081	T.Deepak Singh	
87	19171R0082	T.Naveenkumar	
88	19171R0083	Thota Soumya Rani	
89	19171R0084	U Mohanraj	
90	19171R0086	Vinjamuri Keerthi	
91	19171R0087	J Indrasena Reddy	
92	19171R0088	Gaddam Mythili Reddy	
93	20171R0024	Chivarala Poojitha	
94	20171R0025	Chowgani Akanksha Goud	
95	20171R0026	Dadi Sumanth	
96	20171R0027	Devarakonda Navadeep	
97	20171R0028	Dulla Spandana	
98	20171R0029	E.Laxmi Prasanna	
99	20171R0030	Erati Shireesha	
100	20171R0031	Eslavath Dinesh	
101	20171R0032	Eslavath Prameela	
102	20171R0033	G. manisha	
103	20171R0034	Gaddam Nikhitha	
104	20171R0035	Gandeti Praneeth Goud	
105	20171R0036	Gunaganti Devender	

PRINCIPAL
Bharat Institute of Technology
...alpally (V), Ibrahimpatnam ...
Dist - 501 510. Te...

Scanned with OKEN Scanner

106	20171R0037	Gundagani Kruti	
107	20171R0038	Houjakari Aparna	
108	20171R0039	J Naresh	
109	20171R0040	Joku Narsimha	
110	20171R0041	K. Kavya	
111	20171R0042	K. Venkatesh Reddy	
112	20171R0043	K Krishnaveni	
113	20171R0044	K Ram	
114	20171R0045	Kalluri Gayathiri Devi	
115	20171R0046	Kolanu Gowtham	
116	20171R0047	Komera Nikitha	
117	20171R0048	Kondam Yashvanth Reddy	
118	20171R0049	Kotha Radika	
119	20171R0050	Krishna Murty Nadimi	
120	19171T0008	Kamisetti Gagan Deep	
121	19171T0009	Kasani Samhitha	
122	19171T0010	Kibriya Kulsum	
123	19171T0011	Madugula Akshitha	
124	19171T0012	Madupathi Manasa	
125	19171T0013	Mekala Swathi Kiran	
126	19171T0014	Mogutal Sandhya Rani	
127	19171T0015	Mohd Saleem	
128	19171T0016	Nallipogu Sai Tulasi	
129	19171T0017	Nerella Manoj	
130	19171T0018	Pailla Sampath Reddy	
131	19171T0019	Patnam Shetty Sowmya	
132	19171T0020	Polamuri Havila	
133	19171T0021	P. N. Sai Krishna Sharma	
134	19171T0022	Sabhavath Dhania	
135	19171T0023	Sulthan Chakravarhi	
136	19171T0024	Sura Sindhuja	
137	19171T0025	Thota Nitha	
138	19171T0026	Aneesh Bagelikar	
139	20171T0004	Badugu Keerthi	
140	20171T0005	Bairi Rohith	

	21171T0006	Blissy Jasper Mogalatharthi	B. Jasper
	20171T0007	Chinthamippa La Krishika	Krishika
	20171T0009	Faheeha Fatima	Faheeha
	20171T0010	K Akash	Akash
145	21171T0019	V Harini	Harini
146	21171T0020	V Gayatri Ankitha	Ankitha
147	21171T0021	Y Kavya Sri	Kavya
148	21171T0022	A Swathi	Swathi
149	21171T0023	B Nikitha	Nikitha
150	22171R0005	BAIRI HARIKA	Harika

PRINCIPAL
Bharat Institute of Technology
Mangalpally (V), Ibrahimpatnam (M),
R.R. Dist - 501 510. Telangana.

Scanned with OKEN Scanner

BHARAT INSTITUTE OF TECHNOLOGY

Mangalpally, Ibrahimpatnam, R.R. District, PIN-501510

(Affiliated to JNTUH, Approved by AICTE and PCI, New Delhi. Accreditated by NAAC)

03.12.2021

CIRCULAR

This is to inform all the teaching and non-teaching staff that we are going to conduct Medical coding and billing training program on 07th December 2021. Details of the programme are furnished below kindly follow the schedule mentioned below. Class in charges of shall make sure that students actively participate in the programme.

1.	Title	:	Medical Coding and billing training program
2.	Domain	:	Career development program
3.	Speaker	:	Dr.Sudhaker Bangera, IIT Kharagpur
4.	Date	:	07.12.2021
5.	Time	:	02:00 PM-05:00 PM
6.	Venue	:	Seminar Hall

PRINCIPAL

PRINCIPAL
Bharat Institute of Technology
Mangalpally (V), Ibrahimpatnam (M)
R.R. Dist. Pin: 501510

Vision

To build nation's one among the best centers of excellence engaged in providing overall pharmaceutical Education including training and research. Bharat Institute of technology (Pharmacy) firmly believes that right knowledge and ethical responsibility drives individual commitment for the service of mankind.

Mission

M1: To bring students India's best education, as combination of teaching theory and practical application of knowledge and research in pharmaceutical sciences in order to train them to many positions of leadership and responsibility in pharmaceutical industry in academic and health care sector.

M2: To impart education, in a conductive ambience as comprehensive as possible , with the support of modern technologies and pedagogic tools and thereby develop in the students the abilities and passions to work wisely , creatively and effectively for the betterment of society.

M3: to impart a value based education, where the mind, body and the soul are holistically developed and major purpose of life is seen in the mankind and meeting the great challenges of the future.

Scanned with OKEN Scanner

BHARAT INSTITUTE OF TECHNOLOGY

MEDICAL CODING AND BILLING TRAINING PROGRAM

KEY NOTE SPEAKER :

Dr.Sudhaker Bangera, IIT Kharagpur

Date:7-12-2021
BIT Pharmacy seminar hall
from 2:00-5:00 PM

Information and communication technology (ICT) is an element of many industries, allowing companies to use different tools to complete everyday tasks MEDICAL CODING AND BILLING IS one such domain to explore by students this program provides basic understanding about the domain required at the student level

REGISTRATIONS OPEN

R.I.C. Nellore

PRINCIPAL
Bharat Institute of Technology
[illegible] (V), Ibrahimpatnam [illegible]
R.R. Dist. [illegible]

Scanned with OKEN Scanner

OUR VISION AND MISSION

To build nation's one among the best centers of excellence engaged in providing overall Pharmaceutical Education including training and research. Bharat Institute of technology (Pharmacy) firmly believes that right knowledge and ethical responsibility drives individual commitment for the service of mankind.



PRINCIPAL
Bharat Institute of Technology
Mangalpally (V), Ibrahimpatnam (M),
R.R. Dist - 501 510. Telangana.

Scanned with OKEN Scanner

BHARAT INSTITUTE OF TECHNOLOGY

Approved by PCI & AICTE and affiliated to JNTUH
Mangalpally; Ibrahimpatnam, Telangana, 501510

CERTIFICATE OF PARTICIPATION

This certificate is presented to Mr./Ms **MOHAMMED IRSHAD**
for participating in **Medical Coding and billing training program**
on 07.12.2021
at Bharat Institute of Technology , affiliated by JNTUH.



Scanned with OKEN Scanner

BHARAT INSTITUTE OF TECHNOLOGY

Approved by PCI & AICTE and affiliated to JNTUH
Mangalpally; Ibrahimpatnam, Telangana, 501510

CERTIFICATE OF PARTICIPATION

This certificate is presented to Mr./Ms **MOHAMMED WAJEED**
for participating in **Medical Coding and billing training program**
on 07.12.2021
at Bharat Institute of Technology , affiliated by JNTUH.



Scanned with OKEN Scanner

BHARAT INSTITUTE OF TECHNOLOGY

Approved by PCI & AICTE and affiliated to JNTUH
Mangalpally; Ibrahimpatnam, Telangana, 501510

CERTIFICATE OF PARTICIPATION

This certificate is presented to Mr./Ms **MEREDDY VAMSHIDHAR REDDY**
for participating in **Medical Coding and billing training program**
on 07.12.2021
at Bharat Institute of Technology , affiliated by JNTUH.

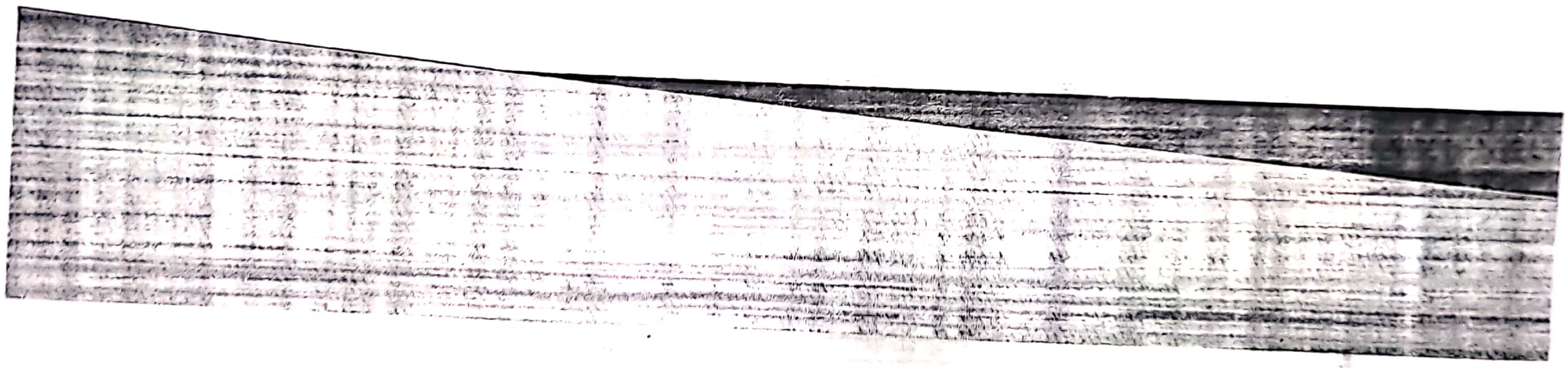

BHARAT INSTITUTE OF TECHNOLOGY

Approved by PCI & AICTE and affiliated to JNTUH
Mangalpally; Ibrahimpatnam, Telangana, 501510

CERTIFICATE OF PARTICIPATION

This certificate is presented to Mr./Ms **MERGI ANIL JOSHI**
for participating in **Medical Coding and billing training program**
on 07.12.2021
at Bharat Institute of Technology , affiliated by JNTUH.

PRINCIPAL
Bharat Institute of Technology
Mangalpally (V), Ibrahimpatnam (M),
R.R. Dist. 501 510, Telangana

Scanned with OKEN Scanner

BHARAT INSTITUTE OF TECHNOLOGY

Approved by PCI & AICTE and affiliated to JNTUH
Mangalpally; Ibrahimpatnam, Telangana, 501510

CERTIFICATE OF PARTICIPATION

This certificate is presented to Mr./Ms **MOREDDY SHIVA KUMAR**
for participating in **Medical Coding and billing training program**
on **07.12.2021**
at Bharat Institute of Technology , affiliated by JNTUH.



Scanned with OKEN Scanner

BHARAT INSTITUTE OF TECHNOLOGY

Mangalpally, Ibrahimpatnam, R.R. District, PIN-501510

(Affiliated to JNTUH, Approved by AICTE and PCI, New Delhi. Accreditated by NAAC)

ATTENDANCE SHEET – MEDICAL CODING AND BILLIG			
S.No	Name of the student	Roll Number	Signature
1.	MOHAMMED IRSHAD	18171R0039	Irshad
2.	MOHAMMED WAJEED	18171R0040	wajeed
3.	MEREDDY VAMSHIDHAR REDDY	18171R0041	Vamshidhar
4.	MERGI ANIL JOSHI	18171R0042	Anil Joshi
5.	MOREDDY SHIVA KUMAR	18171R0043	Shivakumar
6.	MOTAM SANTHOSH	18171R0044	Santhosh
7.	MUDAVATH POOJA	18171R0045	Pooja
8.	MUMMADI SWATHI	18171R0046	Swathi
9.	NADEEM	18171R0047	Nadeem
10.	PANDIRI PAVITRA	18171R0048	Pavitra
11.	PAMPARI JAGANNATH	18171R0049	Jagannath
12.	PANDI JHANSI	18171R0050	Jhansi
13.	PASHAM MAHESH REDDY	18171R0051	Mahesh Reddy
14.	PENTAPATI NAGA MAHALAXMI PRASANNA	18171R0052	Mahalaxmi Prasanna
15.	RANGINENI SANATH KUMAR	18171R0053	Sanathkumar
16.	RAILLA SWATHI	18171R0054	Swathi
17.	RAPELLY RAJESHWARI	18171R0055	Rajeshwari
18.	RIZWANA BEGUM	18171R0056	Rizwana Begum
19.	K.ASHOK	18171R0027	Ashok
20.	MOHAMMED IRSHAD	18171R0039	Mohammed Irshad
21.	T. Ajantha Reddy	18171R0063	Ajantha Reddy
22.	V. Swati	18171R0067	Swati
23.	V. Sankar	18171R0068	Praveen
24.	G. Praveen	18171R0075	
25.	Muzammil Mehdi	18171R0076	

PRINCIPAL
Bharat Institute of Technology
Mangalpally (V), Ibrahimpatnam (M),
R.R. Distt. 501 510. Telangana.

R.K.Net

Scanned with OKEN Scanner

BHARAT INSTITUTE OF TECHNOLOGY

Mangalpally, Ibrahimpatnam, R.R. District, PIN-501510

(Affiliated to JNTUH, Approved by AICTE and PCI, New Delhi, Accreditated by NAAC)

ATTENDANCE SHEET – MEDICAL CODING AND BILLIG

S.No	Name of the student	Roll Number	Signature
26.	Adla Sai	19171R0001	Adla Sai
27.	A Jayasri	19171R0002	A Jayasri
28.	Akkaladevi Varshitha	19171R0003	Varshitha
29.	Alldi Sai Charan	19171R0004	Alldi Sai Charan
30.	B.M.Jothsnavi	19171R0005	Jothsnavi

PRINCIPAL
Bharat Institute of Technology
Mangalpally (V), Ibrahimpatnam (M),
R.R. Dist - 501 510. Telangana

Scanned with OKEN Scanner

ZONAL

ZONAL CHAMPIONSHIP

Training Partner with E-Cell Khargpur

+91 7290065797 (Gwela Jha) +91 7290079904 (Vibha Jaiha)

CLINICAL RESEARCH TRAINING

5 Days Program

DATES: 6th Dec-10th Dec-2021

Number of Students registered:46

Trainer: Dr. Sudhkar Bangera

Venu: Bharat Institute Of Techonology

Scanned with OKEN Scanner

makeintern .com

ZONAL CHAMPIONSHIP.COM

Zonal Center Invitation

E-Cell IIT Kharagpur

Makeintern brings Zonal Championship
Competition Program

Invitation letter
Makeintern sends invitation letter

Colleges confirms
College select dates and topic for training

Registrations
Minimum strength should be 30+

Advertisement
College and event promotion in near by vicinity

Confirmation
Confirmation letter send for Zonal enrollment

Complete the Training
All Students will be Getting Certificate of participation coordination & merit Level

5 merit student selection
Merit students will represent college Finale @Kshitij IIT Kharagpur

Final round & Prize distribution
In Finale Round Top 3 colleges will Rewarded by 50,000/- Prize Money

04-12

Scanned with OKEN Scanner

Mohipuri Technologies (P) Ltd.
411 RajenderaArihant Tower, B1 Community Centre, Janakpuri East,
New Delhi 110058 Tel: 011-45544188

Scanned with OKEN Scanner

ZONAL CHAMPIONSHIP.COM

makeintern.com

E-Cell (IIT Kharagpur Event)

Certificate of Merit

This is to certify that

Mr./Ms. Aayushi Jaiswal

Participated in National Workshop cum Training on Clinical Research
Conducted by Bharat Institute of Technology, Telangana in collaboration with
Zonal Championship and E-Cell IIT Kharagpur Event from 6th to 10th December 2021.

Dr. Arifa Begum SK
Academic Incharge
Bharat Institute of Technology, Telangana

Hardeep Singh Puri
Director
Makeintern.com

Scanned with OKEN Scanner

2021

Certificate

Serial No : FDFJQM4H

Learntoupgrade

makejintern.com

CERTIFICATE OF PARTICIPATION

This is to certify that

Nakkal Varsha

has completed 15 days Internship certification program on

Clincial Research

Organised by Learntoupgrade recognized by DBT & NSDC

Issued On: 21st December 2021

WLC

WELFARE CHAMPIONSHIP CON

www.learntoupgrade.com

Hardeep Singh Puri
Director
Learntoupgrade

Scanned with OKEN Scanner

CIRCULAR

This is to inform all students, teaching and non teaching staff that the Guest lecture on "Basics of Nutrition: Role in Health management" is going to be held on Thursday, Nov 25, 2021.

Key points: Introduction and Significance.

Title : Basics of Nutrition: Role in Health management
Speaker : Mr. Avinash Koona, Nutritional expert, ICMR-NIN, NHI (USA).
Address : Hyderabad.
Date : 25/11/2021
Time : 11:00 AM - 12:00 AM
Mode : Online

Vision

To build the nations one among the best centers of excellence engaged in providing overall pharmaceutical education including training and research. Bharat Institute of Technology (Pharmacy) firmly believes that right knowledge and ethical responsibility drives individual's commitment for the service of mankind.

Mission

M1: To bring to students India's best education, as a combination of teaching theory and practical application of knowledge and research in pharmaceutical sciences in order to train them to many positions of leadership and responsibility in the pharmaceutical industry, academics and health care sector.

M2: To impart education, in a conducive ambience, as comprehensive as possible, with the support of modern technologies and pedagogic tools, and thereby develop in students the abilities and passion to work wisely, creatively and effectively for the betterment of the society.

M3: To impart a value based education, where the mind, body and the soul are holistically developed, major purpose of life is seen by mankind and meeting the great challenges of the future.

PRINCIPAL
Bharat Institute of Technology
Mangalpally (V), Ibrahimpatnam (M),
R.R. Dist - 501 510. Telangana.

Scanned with OKEN Scanner

CIRCULAR

This is to inform all students, teaching and non teaching staff that the Guest lecture on "Targeted Protein Degradation" is going to be held on Wednesday, Nov. 24, 2021.

Targeted degradation of proteins in the cell has the potential to be useful in treating diseases as a research tool. A class of protein degraders that has attracted significant research interest because of its ability to degrade a variety of proteins is known as proteolysis-targeting chimerns, or PROTACs. These molecules typically consist of two ligands. One ligand binds the targeted protein, and the other ligand binds an enzyme that adds the protein ubiquitin to the target protein as a signal to the cell that the protein is slated for degradation. The PROTAC brings the target protein and the enzyme close enough for the enzyme to do its job.

Key points: Introduction, Mechanism and Significance.

Title : Targeted Protein Degradation

Speaker : Dr. Jitendra Gour Ph.D, Scientist.

Address : The Wistar Institute Cancer Center, Philadelphia, Pennsylvania, US

Date : Wednesday, Nov. 24, 2021

Time : 10:00 AM - 11:00 AM

Mode : Online

Vision

To build the nations one among the best centers of excellence engaged in providing overall pharmaceutical education including training and research. Bharat Institute of Technology (Pharmacy) firmly believes that right knowledge and ethical responsibility drives individual's commitment for the service of mankind.

Mission

M1: To bring to students India's best education, as a combination of teaching theory and practical application of knowledge and research in pharmaceutical sciences in order to train them to many positions of leadership and responsibility in the pharmaceutical industry, academics and health care sector.

PRINCIPAL
Bharat Institute of Technology
Mangalpally (V), Ibrahimpatnam (M)
R.R. Dist - 501 510. Telangana.

Scanned with OKEN Scanner

BHARAT INSTITUTE OF TECHNOLOGY

Mangalpally, Ibrahimpatnam, R.R. District, PIN-501510

(Affiliated to JNTUH, Approved by AICTE and PCI, New Delhi. Accreditated by NAAC)

08/11/2021

CIRCULAR

This is to inform all the teaching and non-teaching staff that we are going to conduct an awareness Program on startups on 10th November 2021. Details of the programme are furnished below kindly follow the schedule mentioned below. Class In charges of shall make sure that students actively participate in the programme.

1.	Title	:	Awareness Program on startups
2.	Domain	:	Career Development Skills
3.	Organizing committee	:	Mrs Usha
4.	Date	:	10/11/2021
5.	Time	:	02:00 PM-05:00 PM
6.	Venue	:	Seminar Hall

PRINCIPAL

PRINCIPAL
Bharat Institute of Technology
Mangalpally (V), Ibrahimpatnam (M)
R.R. Dist. Pin: 501510

Vision

To build nation's one among the best centers of excellence engaged in providing overall pharmaceutical Education including training and research. Bharat Institute of technology (Pharmacy) firmly believes that right knowledge and ethical responsibility drives individual commitment for the service of mankind.

Mission

M1: To bring students India's best education, as combination of teaching theory and practical application of knowledge and research in pharmaceutical sciences in order to train them to many positions of leadership and responsibility in pharmaceutical industry in academic and health care sector.

M2: To impart education, in a conductive ambience as comprehensive as possible , with the support of modern technologies and pedagogic tools and thereby develop in the students the abilities and passions to work wisely , creatively and effectively for the betterment of society.

M3: to impart a value based education, where the mind, body and the soul are holistically developed and major purpose of life is seen in the mankind and meeting the great challenges of the future.

PRINCIPAL
Bharat Institute of Technology
Mangalpally (V), Ibrahimpatnam (M)
R.R. Dist - 501 510. Telangana

Scanned with OKEN Scanner

BHARAT INSTITUTE OF TECHNOLOGY

Mangalpally, Ibrahimpatnam, R.R. District, PIN-501510

(Affiliated to JNTUH, Approved by AICTE and PCI, New Delhi. Accreditated by NAAC)

ATTENDANCE SHEET – AWARENESS PROGRAM ON START UPS

S.No	Name of the student	Roll Number	Signature
1.	S RANJITH REDDY	18171R0057	
2.	VARAGANTI SAIPRASANNA	18171R0058	
3.	SHREEYA SALUNKE	18171R0059	
4.	SIRIGIRI BHARGAVI	18171R0060	
5.	SURIGALA SHIVA KUMAR	18171R0061	
6.	SURIGI PAVAN KALYAN	18171R0062	
7.	THRIPURAM AJANTHA REDDY	18171R0063	
8.	TAMMINENI MALLIKHARJUNA REDDY	18171R0064	
9.	THAMMALI SIDDHARTHA	18171R0065	
10.	UMMELVAR PRATHIBHA	18171R0066	
11.	VARIKUPPALA SWATI	18171R0067	
12.	V.SHANKAR	18171R0068	
13.	VADTYA ARUN	18171R0069	
14.	VEMANI SHIRISHA	18171R0070	
15.	VEMULA SPANDANA	18171R0071	
16.	SUNIL WAGHMARE	18171R0072	
17.	YARAMALA SRINIVAS REDDY	18171R0073	
18.	YAMJALA RAVALI	18171R0074	
19.	GUJJALWAR PRAVEEN	18171R0075	
20.	MUZAMMIL MEHDI	18171R0076	
21.	AMBATI HARIKA	18171R0001	
22.	ARDHA JASHWANTH REDDY	18171R0002	
23.	AKKI REDDY KALYANI	18171R0003	
24.	AMULA SWETHA	18171R0004	
25.	ARULMOLI JANANI	18171R0005	
26.	AYESHA JABEEN	18171R0006	

PRINCIPAL
Bharat Institute of Technology
Mangalpally (V), Ibrahimpatnam (M)
R.R. Dist., Telangana.

R.K.Net

Scanned with OKEN Scanner

BHARAT INSTITUTE OF TECHNOLOGY

Mangalpally, Ibrahimpatnam, R.R. District, PIN-501510

(Affiliated to JNTUH, Approved by AICTE and PCI, New Delhi. Accreditated by NAAC)

ATTENDANCE SHEET – AWARENESS PROGRAM ON START UPS

S.No	Name of the student	Roll Number	Signature
27.	BAIKADI SHIVA PRASAD	18171R0007	Shiva
28.	BALRAM SHIVANI	18171R0008	Shivani
29.	BHUMIKA TIWARI	18171R0009	Tiwari
30.	BOLGUM GOPI KRISHNA GOUD	18171R0010	Gopi
31.	BUSSULAKARMA ANUSHA KUMARI	18171R0011	Krishna
32.	C ADITYA	18171R0012	
33.	CHAPURI NIKHITA	18171R0013	Nikhitha
34.	CHILIVERI PRATHIBA VARSHINI	18171R0014	Varshini
35.	DARGI ANAND	18171R0015	Anand
36.	DACHEPALLY DEEKSHITHA	18171R0016	Deekshitha
37.	DAPAVATH AMAR SINGH	18171R0017	Singh
38.	DASARI DEVENDHAR	[illegible]	Devendhar
39	DASARI PAVAN KALYAN GOUD	[illegible]	Pavan
[illegible]	[illegible]	[illegible]	[illegible]
[illegible]	EDDULA CHANDANA	[illegible]	Chandana
[illegible]	GAJJALLA AKHILA	18171R0022	Akhila
43.	GORIGE RAMESH	18171R0023	Ramesh
44.	HAJERA NADIA	18171R0024	Hajera
45.	JADHAV SHRUTI UMESH	18171R0025	Shruti
46.	KONKAYALA ABHILASH REDDY	[illegible]	
47.	KAGULA ASHOK	18171R0027	Ashok
[illegible]	KANDAGATLA NAVEEN CHANDRA	18171R0028	Chandra Naveen
49.	KOMITTY SHETTY SRAVAN KUMAR	18171R0029	Sravan
50.	KALAM TRIVENI	18171R0030	Satya
[illegible]	SAYEELA BALA	[illegible]	
[illegible]	KOTAVATH RAHUL		

PRINCIPAL
Bharat Institute of Technology
Mangalpally (V), Ibrahimpatnam (M).
R.R. Dist - 501 510. Telangana.

Q.I.C. Net

BHARAT INSTITUTE OF TECHNOLOGY

Mangalpally, Ibrahimpatnam, R.R. District, PIN-501510

(Affiliated to JNTUH, Approved by AICTE and PCI, New Delhi. Accreditated by NAAC)

ATTENDANCE SHEET – AWARENESS PROGRAM ON START UPS

S.No	Name of the student	Roll Number	Signature
53.	KUNAL BIYANI	18171R0033	
54.	MARRI ABHISHIEK	18171R0034	
55.	M.SUNIL KUMAR	18171R0035	
56.	MADDU DIVYA	18171R0036	
57.	MANAL REECHA	18171R0037	
58.	MANDA BHARATH	18171R0038	
59.	MOHAMMED IRSHAD	18171R0039	
60.	MOHAMMED WAJEED	18171R0040	
61.	MEREDDY VAMSHIDHAR REDDY	18171R0041	

PRINCIPAL
Bharat Institute of Technology
Mangalpally (V), Ibrahimpatnam (M),
R.R. Dist - 501 510. Telangana.

Scanned with OKEN Scanner

CIRCULAR

This is to inform all students, teaching and non teaching staff that the invited lecture on "Aura: A manifestation of Personality" is going to be held on Wednesday, Nov 03, 2021

Key points: Introduction, Principles, Role in Health and Personality development

Title : Aura: A Manifestation of Personality

Speaker : Dr. Gatadi Srikanth Ph.D

Date : 03/11/2021

Time : 10:00 AM - 11:00 AM

Venue : Room 305



Vision

To build the nations one among the best centers of excellence engaged in providing overall pharmaceutical education including training and research. Bharat Institute of Technology (Pharmacy) firmly believes that right knowledge and ethical responsibility drives individual's commitment for the service of mankind.

Mission

M1: To bring to students India's best education, as a combination of teaching theory and practical application of knowledge and research in pharmaceutical sciences in order to train them to many positions of leadership and responsibility in the pharmaceutical industry, academics and health care sector.

M2: To impart education, in a conducive ambience, as comprehensive as possible, with the support of modern technologies and pedagogic tools, and thereby develop in students the abilities and passion to work wisely, creatively and effectively for the betterment of the society.

M3: To impart a value based education, where the mind, body and the soul are holistically developed, major purpose of life is seen by mankind and meeting the great challenges of the future.

PRINCIPAL
Bharat Institute of Technology
Mangalpally (V), Ibrahimpatnam (M)
R.R. Dist - 501 510. Telangana

Scanned with OKEN Scanner

CIRCULAR

This is to inform all students, teaching and non teaching staff that the invited lecture on "Hypnotism and Myths : A key to build Confidence" is going to be held on Wednesday, October 27, 2021.

Key points: Introduction, Principles of Hypnotism, Myths, Role in building confidence and Personality development.

Title	:	Hypnotism and Myths : A key to build Confidence
Speaker	:	Dr. Gatadi Srikanth Ph.D
Date	:	27/10/2021
Time	:	10:10 AM - 11:00 AM
Venue	:	Room 305



Vision

To build the nations one among the best centers of excellence engaged in providing overall pharmaceutical education including training and research. Bharat Institute of Technology (Pharmacy) firmly believes that right knowledge and ethical responsibility drives individual's commitment for the service of mankind.

Bharat Institute of Technology
Mangalpally (V), Ibrahimpatnam (M)
R.R. Dist - 501 510. Telangana

Scanned with OKEN Scanner

BHARAT INSTITUTE OF TECHNOLOGY

Mangalpally, Ibrahimpatnam, R.R. District, PIN-501510

(Affiliated to JNTUH, Approved by AICTE and PCI, New Delhi. Accreditated by NAAC)

25.10.2021

CIRCULAR

This is to inform all the teaching and non-teaching staff that we are going to conduct guest lecture on Quality by design (QBD) dated 27th October 2021. Details of the programme are furnished below kindly follow the schedule mentioned below. Class in charges shall make sure that students actively participate in the programme.

1. Title : Guest lecture on Quality By Design (QBD)
2. Domain: Career development program
3. Speaker: Dr. Srikanth
4. Date : 27/10/2021
5. Time : 10:00 am-11:30 pm
6. Venue : Seminar Hall

PRINCIPAL

PRINCIPAL
Bharat Institute of Technology
Mangalpally (V), Ibrahimpatnam (M)
R.R. Dist. Pin: 501510

Vision

To build nation's one among the best centers of excellence engaged in providing overall pharmaceutical Education including training and research. Bharat Institute of technology (Pharmacy) firmly believes that right knowledge and ethical responsibility drives individual commitment for the service of mankind.

Mission

M1: To bring students India's best education, as combination of teaching theory and practical application of knowledge and research in pharmaceutical sciences in order to train them to many positions of leadership and responsibility in pharmaceutical industry in academic and health care sector.

M2: To impart education, in a conductive ambience as comprehensive as possible , with the support of modern technologies and pedagogic tools and thereby develop in the students the abilities and passions to work wisely , creatively and effectively for the betterment of society.

M3: to impart a value based education, where the mind, body and the soul are holistically developed and major purpose of life is seen in the mankind and meeting the great challenges of the future.

PRINCIPAL
Bharat Institute of Technology
Mangalpally (V), Ibrahimpatnam
Dist - 501 510. T

Scanned with OKEN Scanner

BHARAT INSTITUTE OF TECHNOLOGY

GUEST LECTURE ON QUALITY BY DESIGN (QBD)

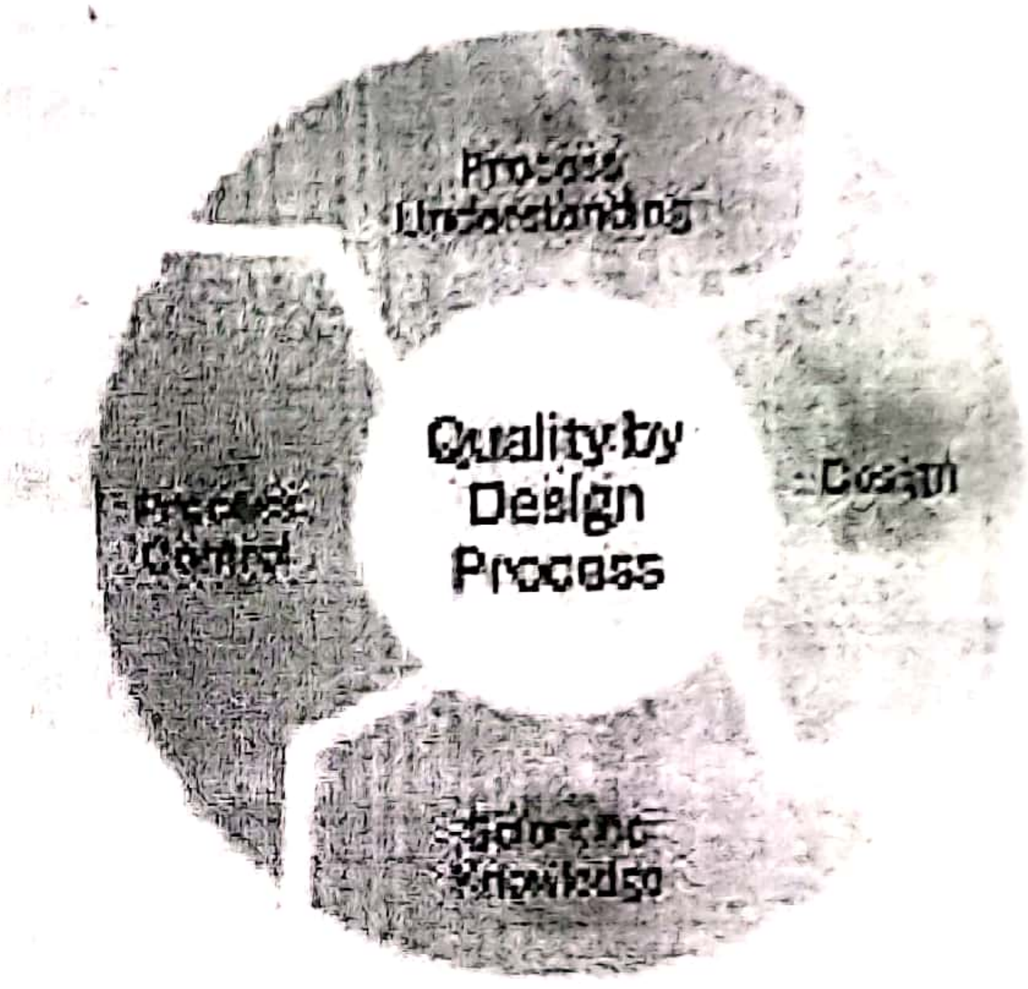

Q.I.C.Net

PRINCIPAL
Bharat Institute of Technology
Mangalpally (V), Ibrahimpatnam (M),
R.R. Dist - 501 510. Telangana.

Scanned with OKEN Scanner

DATE: 27/10/21
VENUE: BIT PHARMACY SEMINAR HALL
KEY NOTE SPEAKER- Dr. SRIKANTH
TIME-10:00 AM-12:00 PM

Vision

To build nation's one among the best centers of excellence engaged in providing overall pharmaceutical Education including training and research. Bharat Institute of technology (Pharmacy) firmly believes that right knowledge and ethical responsibility drives individual commitment for the service of mankind.

PRINCIPAL
Bharat Institute of Technology
Mangalpally (V), Ibrahimpatnam (M).
R.R. Dist - 501 510. Telangana.

Scanned with OKEN Scanner

BHARAT INSTITUTE OF TECHNOLOGY

Approved by PCI & AICTE and affiliated to JNTUH
Mangalpally; Ibrahimpatnam, Telangana, 501510

CERTIFICATE OF PARTICIPATION

This certificate is presented to Mr./Ms S RANJITH REDDY
for participating in Guest lecture on Quality By Design (QBD)
on 27/10/2021
at Bharat Institute of Technology , affiliated by JNTUH.

PRINCIPAL
Bharat Institute of Technology
Mangalpally (V), Ibrahimpatnam (M),
R.R. Dist., 501 510 Telangana

Scanned with OKEN Scanner

BHARAT INSTITUTE OF TECHNOLOGY

Approved by PCI & AICTE and affiliated to JNTUH
Mangalpally; Ibrahimpatnam, Telangana, 501510

CERTIFICATE OF PARTICIPATION

This certificate is presented to Mr./Ms **VARAGANTI SAIPRASANNA**
for participating in **Guest lecture on Quality By Design (QBD)**
on 27/10/2021
at Bharat Institute of Technology , affiliated by JNTUH.

PRINCIPAL
Bharat Institute of Technology
Mangalpally (V), Ibrahimpatnam (M)
R.R. Dist. - 501 510. Telangana.

Scanned with OKEN Scanner

BHARAT INSTITUTE OF TECHNOLOGY

Approved by PCI & AICTE and affiliated to JNTUH
Mangalpally, Ibrahimpatnam, Telangana, 501510

CERTIFICATE OF PARTICIPATION

This certificate is presented to Mr./Ms SIRIGIRI BHARGAVI
for participating in Guest lecture on Quality By Design (QBD)
on 27/10/2021
at Bharat Institute of Technology , affiliated by JNTUH.

PRINCIPAL
Bharat Institute of Technology
Mangalpally (V), Ibrahimpatnam
P.O. Dist. 501 510

Scanned with OKEN Scanner

BHARAT INSTITUTE OF TECHNOLOGY

Approved by PCI & AICTE and affiliated to JNTUH
Mangalpally; Ibrahimpatnam, Telangana, 501510

CERTIFICATE OF PARTICIPATION

This certificate is presented to Mr./Ms SURIGALA SHIVA KUMAR
for participating in Guest lecture on 'Quality By Design (QBD)
on 27/10/2021
at Bharat Institute of Technology , affiliated by JNTUH.

PRINCIPAL
Bharat Institute of Technology
Mangalpally (V), Ibrahimpatnam (M),
R.R. Dist - 501 510. Telangana.



Scanned with OKEN Scanner

BHARAT INSTITUTE OF TECHNOLOGY

Approved by PCI & AICTE and affiliated to JNTUH
Mangalpally; Ibrahimpatnam, Telangana, 501510

CERTIFICATE OF PARTICIPATION

This certificate is presented to Mr./Ms **VEMANI SHIRISHA**
for participating in **Guest lecture on Quality By Design (QBD)**
on 27/10/2021
at Bharat Institute of Technology , affiliated by JNTUH.

PRINCIPAL
Bharat Institute of Technology
Mangalpally (V), Ibrahimpatnam (M),
R.R. Dist - 501 510. Telangana.



Scanned with OKEN Scanner

BHARAT INSTITUTE OF TECHNOLOGY

Mangalpally, Ibrahimpatnam, R.R. District, PIN-501510
(Affiliated to JNTUH, Approved by AICTE and PCI, New Delhi. Accreditated by NAAC)

ATTENDANCE SHEET – GUEST LECTURE ON QBD

S.No	Name of the student	Roll Number	Signature
1.	S RANJITH REDDY	18171R0057	
2.	VARAGANTI SAIPRASANNA	18171R0058	
3.	SHREEYA SALUNKE	18171R0059	
4.	SIRIGIRI BHARGAVI	18171R0060	
5.	SURIGALA SHIVA KUMAR	18171R0061	
6.	SURIGI PAVAN KALYAN	18171R0062	
7.	THRIPURAM AJANTHA REDDY	18171R0063	
8.	TAMMINENI MALLIKHARJUNA REDDY	18171R0064	
9.	THAMMALI SIDDHARTHA	18171R0065	
10.	UMMELVAR PRATHIBHA	18171R0066	
11.	VARIKUPPALA SWATI	18171R0067	
12.	V.SHANKAR	18171R0068	
13.	VADTYA ARUN	18171R0069	
14.	VEMANI SHIRISHA	18171R0070	
15.	VEMULA SPANDANA	18171R0071	
16.	SUNIL WAGHMARE	18171R0072	
17.	YARAMALA SRINIVAS REDDY	18171R0073	
18.	YAMJALA RAVALI	18171R0074	
19.	GUJJALWAR PRAVEEN	18171R0075	
20.	MUZAMMIL MEHDI	18171R0076	
21.	AMBATI HARIKA	18171R0001	
22.	ARDHA JASHWANTH REDDY	18171R0002	
23.	AKKI REDDY KALYANI	18171R0003	
24.	AMULA SWETHA	18171R0004	
25.	ARULMOLI JANANI	18171R0005	
26.	AYESHA JABEEN	18171R0006	

PRINCIPAL
Bharat Institute of Technology
Mangalpally (V), Ibrahimpatnam (M),
R.R. Dist - 501 510. Telangana

Scanned with OKEN Scanner

BHARAT INSTITUTE OF TECHNOLOGY

Mangalpally, Ibrahimpatnam, R.R. District, PIN-501510

(Affiliated to JNTUH, Approved by AICTE and PCI, New Delhi. Accreditated by NAAC)

ATTENDANCE SHEET – GUEST LECTURE ON QBD

S.No	Name of the student	Roll Number	Signature
27.	BAIKADI SHIVA PRASAD	18171R0007	
28.	BALRAM SHIVANI	18171R0008	
29.	BHUMIKA TIWARI	18171R0009	
30.	BOLGUM GOPI KRISHNA GOUD	18171R0010	
31.	BUSSULAKARMA ANUSHA KUMARI	18171R0011	
32.	C ADITYA	18171R0012	
33.	CHAPURI NIKHITA	18171R0013	
34.	CHILIVERI PRATHIBA VARSHINI	18171R0014	
35.	DARGI ANAND	18171R0015	
36.	DACHEPALLY DEEKSHITHA	18171R0016	
37.	DAPAVATH AMAR SINGH	18171R0017	
38.	DASARI DEVENDHAR	18171R0018	
39.	DASARI PAVAN KALYAN GOUD	18171R0019	
40.	DUVASI RAKESH	18171R0020	
41.	EEDULA CHANDANA	18171R0021	
42.	GAJJALLA AKHILA	18171R0022	
43.	GORIGE RAMESH	18171R0023	
44.	HAJERA NADIA	18171R0024	
45.	JADHAV SHRUTI UMESH	18171R0025	
46.	KONKAYALA ABHILASH REDDY	18171R0026	
47.	KAGULA ASHOK	18171R0027	
48.	KANDAGATLA NAVEEN CHANDRA	18171R0028	
49.	KOMITTY SHETTY SRAVAN KUMAR	18171R0029	
50.	KALAM THRIVENI	18171R0030	
51.	KAYITI MANASA	18171R0031	
52.	KETHAVATH MANJULA	18171R0032	

PRINCIPAL
Bharat Institute of Technology
Mangalpally (V), Ibrahimpatnam (M),
R.R. Dist. 501 510. Telangana.

Scanned with OKEN Scanner

BHARAT INSTITUTE OF TECHNOLOGY

Mangalpally, Ibrahimpatnam, R.R. District, PIN-501510

(Affiliated to JNTUH, Approved by AICTE and PCI, New Delhi. Accreditated by NAAC)

06.10.2021

CIRCULAR

This is to inform all the teaching and non-teaching staff that we are going to conduct awareness program on E-Presentations on 8th October 2021. Details of the programme are furnished below kindly follow the schedule mentioned below. Class in charges shall make sure that students actively participate in the programme.

1.	Title	:	Awareness program on E-presentations
2.	Domain	:	Career development program
3.	Speaker	:	Mrs. Sanchari Goswamy
4.	Date	:	08/10/2021
5.	Time	:	10:00 AM-12:00 PM
6.	Venue	:	Seminar Hall

PRINCIPAL

PRINCIPAL
Bharat Institute of Technology
Mangalpally (V), Ibrahimpatnam (M)
R.R. Dist. Pin: 501510

Vision

To build nation's one among the best centers of excellence engaged in providing overall pharmaceutical Education including training and research. Bharat Institute of technology (Pharmacy) firmly believes that right knowledge and ethical responsibility drives individual commitment for the service of mankind.

Mission

M1: To bring students India's best education, as combination of teaching theory and practical application of knowledge and research in pharmaceutical sciences in order to train them to many positions of leadership and responsibility in pharmaceutical industry in academic and health care sector.

M2: To impart education, in a conductive ambience as comprehensive as possible , with the support of modern technologies and pedagogic tools and thereby develop in the students the abilities and passions to work wisely , creatively and effectively for the betterment of society.

M3: to impart a value based education, where the mind, body and the soul are holistically developed and major purpose of life is seen in the mankind and meeting the great challenges of the future.

Scanned with OKEN Scanner



BHARAT INSTITUTIONS

AWARENESS PROGRAM ON E-PRESENTATIONS

PRINCIPAL
Bharat Institute of Technology
Mangalpally (V), Ibrahimpatnam (M),
R.R. Dist - 501 510. Telangana.

Scanned with OKEN Scanner

Title : Awareness program on E-presentations

Domain: Career development skills

Speaker: Mrs. Sanchari Goswami

Date : 08/10/2021

Time : 10:00 AM-2:00 PM

Venue : Seminar Hall



OUR VISION AND MISSION

To build nation's one among the best centers of excellence engaged in providing overall pharmaceutical

Education including training and research. Bharat Institute of technology (Pharmacy) firmly believes that right knowledge and ethical responsibility drives individual commitment for the service of mankind.

Q.K.VCL

PRINCIPAL
Bharat Institute of Technology
Mangalpally (V), Ibrahimpatnam (M),
R.R. Dist - 501 510. Telangana.

Scanned with OKEN Scanner

BHARAT INSTITUTE OF TECHNOLOGY

Approved by PCI & AICTE and affiliated to JNTUH
Mangalpally; Ibrahimpatnam, Telangana, 501510

CERTIFICATE OF PARTICIPATION

This certificate is presented to Mr./Ms **AMULA SWETHA**
for participating in **Awareness program on E-presentations**
on 08/10/2021
at Bharat Institute of Technology , affiliated by JNTUH.

PRINCIPAL
Bharat Institute of Technology
Mangalpally

Scanned with OKEN Scanner

BHARAT INSTITUTE OF TECHNOLOGY

Approved by PCI & AICTE and affiliated to JNTUH
Mangalpally; Ibrahimpatnam, Telangana, 501510

CERTIFICATE OF PARTICIPATION

This certificate is presented to Mr./Ms **ARULMOLI JANANI**
for participating in **Awareness program on E-presentations**
on 08/10/2021
at Bharat Institute of Technology , affiliated by JNTUH.



BHARAT INSTITUTE OF TECHINOLOGY

Approved by PCI & AICTE and affiliated to JNTUH
Mangalpally, Ibrahimpatnam, Telangana, 501510

CERTIFICATE OF PARTICIPATION

This certificate is presented to Mr./Ms **BHUMIKA TIWARI**
for participating in **Awareness program on E-presentations**
on 08/10/2021
at Bharat Institute of Technology , affiliated by JNTUH.

PRINCIPAL
Bharat Institute of Technology
Mangalpally (V), Ibrahimpatnam (M),
R.R. Dist - 501 510, Telangana

Scanned with OKEN Scanner

BHARAT INSTITUTE OF TECHNOLOGY

Approved by PCI & AICTE and affiliated to JNTUH
Mangalpally; Ibrahimpatnam, Telangana, 501510

CERTIFICATE OF PARTICIPATION

This certificate is presented to Mr./Ms ALUGUBELLI UPENDHAR REDDY
for participating in Awareness program on E-presentations
on 08/10/2021
at Bharat Institute of Technology , affiliated by JNTUH.

PRINCIPAL
Bharat Institute of Technology
Mangalpally (V), Ibrahimpatnam (M)
R.R. Dist - 501 510 Telangana

Scanned with OKEN Scanner

BHARAT INSTITUTE OF TECHNOLOGY

Mangalpally, Ibrahimpatnam, R.R. District, PIN-501510

(Affiliated to JNTUH, Approved by AICTE and PCI, New Delhi, Accreditated by NAAC)

ATTENDANCE SHEET - AWARENESS PROGRAM ON E-PRESENTATIONS

S.No	Name of the student	Roll Number	Signature
1.	AKKI REDDY KALYANI	18171R0003	
2.	AMULA SWETHA	18171R0004	
3.	ARULMOLI JANANI	18171R0005	
4.	AYESHA JABEEN	18171R0006	
5.	BAIKADI SHIVA PRASAD	18171R0007	
6.	BALRAM SHIVANI	18171R0008	
7.	BHUMIKA TIWARI	18171R0009	
8.	BOLGUM GOPI KRISHNA GOUD	18171R0010	
9.	BUSSULAKARMA ANUSHA KUMARI	18171R0011	
10.	C ADITYA	18171R0012	
11.	Anne Rohan Poormender	18171T0001	
12.	Ainala Kavya	18171T0002	
13.	Alfiya Shaik Shabbir	18171T0003	
14.	Alugubelli Upendhar Reddy	18171T0004	
15.	Aiyagari Naga Krishna Mallika	18171T0005	
16.	Attaluri Manisha	18171T0006	
17.	Baikan Kavya	18171T0007	
18.	Bayaram Shravya	18171T0008	
19.	Bharmavath Sirisha	18171T0009	
20.	Chikkela Naveena	18171T0010	
21.	GORIGE RAMESH	18171R0023	
22.	HAJERA NADIA	18171R0024	
23.	JADHAV SHRUTI UMESH	18171R0025	
24.	KONKAYALA ABHILASH REDDY	18171R0026	
25.	KAGULA ASHOK	18171R0027	
26.	KANDAGATLA NAVEEN CHANDRA	18171R0028	

PRINCIPAL
Bharat Institute of Technology
Mangalpally (V), Ibrahimpatnam (M),
R.R. Dist - 501 510, Telangana.

BHARAT INSTITUTE OF TECHNOLOGY

Mangalpally, Ibrahimpatnam, R.R. District, PIN-501510

(Affiliated to JNTUH, Approved by AICTE and PCI, New Delhi. Accreditated by NAAC)

ATTENDANCE SHEET – AWARENESS PROGRAM ON E-PRESENTATIONS

S.No	Name of the student	Roll Number	Signature
27.	KOMITTY SHETTY SRAVAN KUMAR	18171R0029	
28.	KALAM THRIVENI	18171R0030	
29.	KAYITI MANASA	18171R0031	
30.	KETHAVATH MANJULA	18171R0032	
31.	KUNAL BIYANI	18171R0033	
32.	MARRI ABHISHEK	18171R0034	
33.	M.SUNIL KUMAR	18171R0035	
34.	MADDU DIVYA	18171R0036	
35.	MANAL REECHA	18171R0037	
36.	MANDA BHARATH	18171R0038	
37.	MOHAMMED IRSHAD	18171R0039	
38.	MOHAMMED WAJEED	18171R0040	
39.	MEREDDY VAMSHIDHAR REDDY	18171R0041	
40.	MERGI ANIL JOSHI	18171R0042	
41.	MOREDDY SHIVA KUMAR	18171R0043	
42.	MOTAM SANTHOSH	18171R0044	
43.	MUDAVATH POOJA	18171R0045	
44.	MUMMADI SWATHI	18171R0046	
45.	RAPELLY RAJESHWARI	18171R0055	
46.	RIZWANA BEGUM	18171R0056	

PRINCIPAL
Bharat Institute of Technology
Mangalpally (V), Ibrahimpatnam (M)
R.R. Dist - 501 510. Telangana

Scanned with OKEN Scanner

BHARAT INSTITUTE OF TECHNOLOGY

(Accredited by NAAC, Approved by PCI & AICTE, Affiliated to JNTUH)

Mangalpally (V), Ibrahimpatnam (M), R.R. Dist - 501 510, Hyderabad, Telangana.

BHARAT INSTITUTIONS

Certificate of Honour

This certificate is awarded to Mr / Mrs / Dr Venkatesh Poojari

for rendering his / her valuable service as A Resource Person

in a Three Day International e-Conference on "Novel Trends in Drug Discovery - A Career Guidance" organised by Bharat Institute of Technology from 17th - 19th July 2021.

SPEAKERS :

Dr. YASHODHA KRISHNA JANAPATHI, United States International University, Africa
Dr. SIVA REDDY CHALLA, University Illinois College of Medicine Peoria, USA
Mr. VENKATESH POOJARI, Voisin Consulting Life Sciences, Bangalore, India
Mr. NIRMAL PRAFULBHAI PATEL, Zydus Research Centre, Ahmedabad, India

Convener
Dr. ARIFA BEGUM SK
Department of Chemistry

Patron
Dr. MARINA G. D'SOUZA
Dept. of Pharmacognozy

Chief Patron
Sri CH. VENUGOPAL REDDY garu
Chairman & Secretary,
BHARAT INSTITUTIONS

Scanned with OKEN Scanner

BHARAT INSTITUTIONS

BHARAT INSTITUTE OF TECHNOLOGY

(Accredited by NAAC, Approved by PCI & AICTE, Affiliated to JNTUH)

Mangalpally (V), Ibrahimpatnam (M), R.R. Dist - 501 510, Hyderabad, Telangana.

Certificate of Honour

This certificate is awarded to Mr / Mrs / Dr Yashodha Krishna Janapathi *for rendering his / her valuable service as* A Resource Person *in a Three Day International e-Conference on "Novel Trends in Drug Discovery - A Career Guidance" organised by Bharat Institute of Technology from 17th - 19th July 2021.*

SPEAKERS :

Dr. YASHODHA KRISHNA JANAPATHI, United States International University, Africa
Dr. SIVA REDDY CHALLA, University Illinois College of Medicine Peoria, USA
Mr. VENKATESH POOJARI, Voisin Consulting Life Sciences, Bangalore, India
Mr. NIRMAL PRAFULBHAI PATEL, Zydus Research Centre, Ahmedabad, India

Convener
Dr. ARIFA BEGUM SK
Department of Chemistry

Patron
Dr. MARINA G. D'SOUZA
Dept. of Pharmacognozy

Chief Patron
Sri CH. VENUGOPAL REDDY garu
Chairman & Secretary,
BHARAT INSTITUTIONS

Scanned with OKEN Scanner

BHARAT INSTITUTE OF TECHNOLOGY

(Accredited by NAAC, Approved by PCI & AICTE, Affiliated to JNTUH)

Mangalpally (V), Ibrahimpatnam (M), R.R. Dist - 501 510, Hyderabad, Telangana.

BHARAT INSTITUTIONS

Certificate of Honour

This certificate is awarded to Mr / Mrs / Dr Siva Reddy Challa

for rendering his / her valuable service as A Resource Person

in a Three Day International e-Conference on "Novel Trends in Drug Discovery - A Career Guidance" organised by Bharat Institute of Technology from 17th - 19th July 2021.

SPEAKERS :

Dr. YASHODHA KRISHNA JANAPATHI, United States International University, Africa
Dr. SIVA REDDY CHALLA, University Illinois College of Medicine Peoria, USA
Mr. VENKATESH POOJARI, Voisin Consulting Life Sciences, Bangalore, India
Mr. NIRMAL PRAFULBHAI PATEL, Zydus Research Centre, Ahmedabad, India

Convener
Dr. ARIFA BEGUM SK
Department of Chemistry

Patron
Dr. MARINA G. D'SOUZA
Dept. of Pharmacognozy

Chief Patron
Sri CH. VENUGOPAL REDDY garu
Chairman & Secretary,
BHARAT INSTITUTIONS

Scanned with OKEN Scanner

BHARAT INSTITUTIONS

BHARAT INSTITUTE OF TECHNOLOGY

(Accredited by NAAC, Approved by PCI & AICTE, Affiliated to JNTUH)

Mangalpally (V), Ibrahimpatnam (M), R.R. Dist - 501 510, Hyderabad, Telangana.

Certificate of Honour

This certificate is awarded to Mr / Mrs / Dr Nirmal Prafulbhai Patel

for rendering his / her valuable service as A Resource Person

in a Three Day International e-Conference on "Novel Trends in Drug Discovery - A Career Guidance" organised by Bharat Institute of Technology from 17th - 19th July 2021.

SPEAKERS :

Dr. YASHODHA KRISHNA JANAPATHI, United States International University, Africa
Dr. SIVA REDDY CHALLA, University Illinois College of Medicine Peoria, USA
Mr. VENKATESH POOJARI, Voisin Consulting Life Sciences, Bangalore, India
Mr. NIRMAL PRAFULBHAI PATEL, Zydus Research Centre, Ahmedabad, India

Convener
Dr. ARIFA BEGUM SK
Department of Chemistry

Patron
Dr. MARINA G. D'SOUZA
Dept. of Pharmacognozy

Chief Patron
Sri CH. VENUGOPAL REDDY garu
Chairman & Secretary,
BHARAT INSTITUTIONS

Scanned with OKEN Scanner

BHARAT INSTITUTIONS

BHARAT INSTITUTE OF TECHNOLOGY

(Accredited by NAAC, Approved by PCI & AICTE, Affiliated to JNTUH)

Mangalpally (V), Ibrahimpatnam (M), R.R. Dist - 501 510, Hyderabad, Telangana.

Certificate of Honour

This certificate is awarded to Mr / Mrs / Dr P. Twila Pushpa

for rendering his / her valuable service as Co-Coordinator

in a Three Day International e-Conference on "Novel Trends in Drug Discovery A Career Guidance" organised by Bharat Institute of Technology from 17th - 19 July 2021.

SPEAKERS :

Dr. YASHODHA KRISHNA JANAPATHI, United States International University, Africa
Dr. SIVA REDDY CHALLA, University Illinois College of Medicine Peoria, USA
Mr. VENKATESH POOJARI, Voisin Consulting Life Sciences, Bangalore, India
Mr. NIRMAL PRAFULBHAI PATEL, Zydus Research Centre, Ahmedabad, India

Convener
Dr. ARIFA BEGUM SK
Department of Chemistry

Patron
Dr. MARINA G. D'SOUZA
Dept. of Pharmacognozy

Chief Patron
Sri CH. VENUGOPAL REDDY garu
Chairman & Secretary,
BHARAT INSTITUTIONS

Scanned with OKEN Scanner

BHARAT INSTITUTIONS

BHARAT INSTITUTE OF TECHNOLOGY

(Accredited by NAAC, Approved by PCI & AICTE, Affiliated to JNTUH)

Mangalpally (V), Ibrahimpatnam (M), R.R. Dist - 501 510, Hyderabad, Telangana.

Certificate of Honour

This certificate is awarded to Mr / Mrs / Dr Venkatesh Poojari

for rendering his / her valuable service as A Resource Person

in a Three Day International e-Conference on "Novel Trends in Drug Discovery - A Career Guidance" organised by Bharat Institute of Technology from 17th - 19th July 2021.

SPEAKERS :

Dr. YASHODHA KRISHNA JANAPATHI, United States International University, Africa
Dr. SIVA REDDY CHALLA, University Illinois College of Medicine Peoria, USA
Mr. VENKATESH POOJARI, Volsin Consulting Life Sciences, Bangalore, India
Mr. NIRMAL PRAFULBHAI PATEL, Zydus Research Centre, Ahmedabad, India

Convener
Dr. ARIFA BEGUM SK
Department of Chemistry

Patron
Dr. MARINA G. D'SOUZA
Dept. of Pharmacognozy

Chief Patron
Sri CH. VENUGOPAL REDDY garu
Chairman & Secretary,
BHARAT INSTITUTIONS

Scanned with OKEN Scanner

BHARAT INSTITUTE OF TECHNOLOGY

(Accredited by NAAC, Approved by PCI & AICTE, Affiliated to JNTUH)

Mangalpally (V), Ibrahimpatnam (M), R.R. Dist - 501 510, Hyderabad, Telangana.

BHARAT INSTITUTIONS

Certificate of Honour

This certificate is awarded to Mr / Mrs / Dr Swathi Boddupally

for rendering his / her valuable service as Co-Chairperson

in a Three Day International e-Conference on "Novel Trends in Drug Discovery - A Career Guidance" organised by Bharat Institute of Technology from 17th - 19th July 2021.

SPEAKERS :

Dr. YASHODHA KRISHNA JANAPATHI, United States International University, Africa
Dr. SIVA REDDY CHALLA, University Illinois College of Medicine Peoria, USA
Mr. VENKATESH POOJARI, Voisin Consulting Life Sciences, Bangalore, India
Mr. NIRMAL PRAFULBHAI PATEL, Zydus Research Centre, Ahmedabad, India

Convener
Dr. ARIFA BEGUM SK
Dept. of Chemistry

Patron
Dr. MARINA G. D'SOUZA
Dept. of Pharmacognozy

Chief Patron
Sri CH. VENUGOPAL REDDY garu
Chairman & Secretary,

Scanned with OKEN Scanner

BHARAT INSTITUTIONS

BHARAT INSTITUTE OF TECHNOLOGY

(Accredited by NAAC. Approved by PCI & AICTE. Affiliated to JNTUH)

Mangalpally (V), Ibrahimpatnam (M), R.R. Dist - 501 510, Hyderabad, Telangana.

Certificate of Honour

This certificate is awarded to Mr / Mrs / Dr Nirmal Prafulbhai Patel *for rendering his / her valuable service as* A Resource Person *in a Three Day International e-Conference on "Novel Trends in Drug Discovery - A Career Guidance" organised by Bharat Institute of Technology from 17th - 19th July 2021.*

SPEAKERS :

Dr. YASHODHA KRISHNA JANAPATHI, United States International University, Africa
Dr. SIVA REDDY CHALLA, University Illinois College of Medicine Peoria, USA
Mr. VENKATESH POOJARI, Voisin Consulting Life Sciences, Bangalore, India
Mr. NIRMAL PRAFULBHAI PATEL, Zydus Research Centre, Ahmedabad, India

Convener
Dr. ARIFA BEGUM SK
Department of Chemistry

Patron
Dr. MARINA G. D'SOUZA
Dept. of Pharmacognozy

Chief Patron
Sri CH. VENUGOPAL REDDY garu
Chairman & Secretary,
BHARAT INSTITUTIONS

Scanned with OKEN Scanner

BHARAT INSTITUTIONS

BHARAT INSTITUTE OF TECHNOLOGY

(Accredited by NAAC, Approved by PCI & AICTE, Affiliated to JNTUH)

Mangalpally (V), Ibrahimpatnam (M), R.R. Dist - 501 510, Hyderabad, Telangana.

Certificate of Participation

This certificate is awarded to **Bhima Sridevi** for his/her e-poster presentation as a **Bhima Sridevi,Asst professor/A.Venkateswarlu,scientist** for the topic entitled *A novel approach for the stereo selective synthesis of oxabicycles via prins cyclisation* in a Three Day International e-Conference on "Novel Trends in Drug Discovery - A Career Guidance" organised by Bharat Institute of Technology from 17th - 19th July 2021.

SPEAKERS :

Dr. YASHODHA KRISHNA JANAPATHI, United States International University, Africa
Dr. SIVA REDDY CHALLA, University Illinois College of Medicine Peoria, USA
Mr. VENKATESH POOJARI, Voisin Consulting Life Sciences, Bangalore, India
Mr. NIRMAL PRAFULBHAI PATEL, Zydus Research Centre, Ahmedabad, India

Convener
Dr. ARIFA BEGUM SK
Department of Chemistry

Patron
Dr. MARINA G. D'SOUZA
Dept. of Pharmacognozy

Chief Patron
Sri CH. VENUGOPAL REDDY garu
Chairman & Secretary

Made for free with Certify'em

Scanned with OKEN Scanner

BHARAT INSTITUTIONS

BHARAT INSTITUTE OF TECHNOLOGY

(Accredited by NAAC, Approved by PCI & AICTE, Affiliated to JNTUH)
Mangalpally (V), Ibrahimpatnam (M), R.R. Dist - 501 510, Hyderabad, Telangana.

Certificate of Participation

This certificate is awarded to **Bhima Sridevi** for his/her e-poster presentation as a Bhima Sridevi,Asst professor/A.Venkateswarlu,scientist for the topic entitled *A novel approach for the stereo selective synthesis of oxabicycles via prins cyclisation* in a Three Day International e-Conference on "Novel Trends in Drug Discovery - A Career Guidance" organised by Bharat Institute of Technology from 17th - 19th July 2021.

SPEAKERS :

Dr. YASHODHA KRISHNA JANAPATHI, United States International University, Africa
Dr. SIVA REDDY CHALLA, University Illinois College of Medicine Peoria, USA
Mr. VENKATESH POOJARI, Volsin Consulting Life Sciences, Bangalore, India
Mr. NIRMAL PRAFULBHAI PATEL, Zydus Research Centre, Ahmedabad, India

Convener
Dr. ARIFA BEGUM SK
Department of Chemistry

Patron
Dr. MARINA G. D'SOUZA
Dept. of Pharmacognozy

Chief Patron
Sri CH. VENUGOPAL REDDY garu
Chairman & Secretary

Made for free with Certify'e

Scanned with OKEN Scanner

BHARAT INSTITUTIONS

BHARAT INSTITUTE OF TECHNOLOGY

(Accredited by NAAC, Approved by PCI & AICTE, Affiliated to JNTUH)

Mangalpally (V), Ibrahimpatnam (M), R.R. Dist - 501 510, Hyderabad, Telangana.

Certificate of Honour

This certificate is presented to Mr/Mrs/Dr. P. Twila Pushpa.

for rendering his/her valuable service as a Co. Cordinator

in the National Level Webinar entitled "Stereo Isomerism is said to be a Teenager Acceptance" organized by Bharat Institute of Technology on 9th July 2021.

Convenor
Dr. MRINMAY DAS
Associate Professor,
BIT

Speaker
Dr. SUMANTA MONDAL
Professor, Institute of Pharmacy, GITAM,
Vizag

Chief Patron
Sri CH. VENUGOPAL REDDY garu
Chairman & Secretary,
BHARAT INSTITUTIONS

Scanned with OKEN Scanner

BHARAT INSTITUTE OF TECHNOLOGY

(Accredited by NAAC, Approved by PCI & AICTE, Affiliated to JNTUH)

Mangalpally (V), Ibrahimpatnam (M), R.R. Dist - 501 510, Hyderabad, Telangana.

BHARAT INSTITUTIONS

Certificate of Honour

This certificate is presented to Mr/Mrs/Dr. P. Twila Pushpa.

for rendering his / her valuable service as a Co. Cordinator

in the National Level Webinar entitled "Stereo Isomerism is said to be a Teenagers Acceptance" organized by Bharat Institute of Technology on 9th July 2021.

Convenor
Dr. MRINMAY DAS
Associate Professor,
BIT

Speaker
Dr. SUMANTA MONDAL
Professor, Institute of Pharmacy, GITAM,
Vizag

Chief Patron
Sri CH. VENUGOPAL REDDY garu
Chairman & Secretary,
BHARAT INSTITUTIONS

Scanned with OKEN Scanner

BHARAT INSTITUTE OF TECHNOLOGY

(Accredited by NAAC, Approved by PCI & AICTE, Affiliated to JNTUH)

Mangalpally (V), Ibrahimpatnam (M), R.R. Dist - 501 510, Hyderabad, Telangana.

BHARAT INSTITUTIONS

Certificate of Honour

This certificate is presented to Mr/Mrs/Dr. Swathi Boddupally

for rendering his / her valuable service as a Faculty Coordinator

in the National Level Webinar entitled "Stereo Isomerism is said to be a Teenagers Acceptance" organized by Bharat Institute of Technology on 9th July 2021.

Convenor
Dr. MRINMAY DAS
Associate Professor,
BIT

Speaker
Dr. SUMANTA MONDAL
Professor, Institute of Pharmacy, GITAM,
Vizag

Chief Patron
Sri CH. VENUGOPAL REDDY garu
Chairman & Secretary,
BHARAT INSTITUTIONS

Scanned with OKEN Scanner

BHARAT INSTITUTIONS

BHARAT INSTITUTE OF TECHNOLOGY (BIT)

Approved by AICTE, Pharmacy Council of India and Affiliated to JNTUH
Mangalpalli (Village), Ibrahimpatnam (Mandal), Ranga Reddy District – 501510 Accredited by NAAC.

Certificate of Participation

Presented to

Bhima Sridevi

For the active and valuable participation during the webinar on **"STEREO ISOMERISM IS SAID TO BE A TEENAGERS ACCEPTANCE" organized by Bharat Institute of Technology. Department of Pharmaceutical Chemistry, on 09th July,2021**

Convener
Dr. Mrinmay Das
Associate Professor, BIT

Co - Convener
Dr. Arifa Begum SK
Associate Professor,
BIT

Speaker
Dr. Sumanta Mondal
Professor
Institute of Pharmacy, GITAM
Vizag, AP, India

Made for free with Certify'em

Scanned with OKEN Scanner

BHARAT INSTITUTE OF TECHNOLOGY

Approved by A.I.C.T.E. & P.C.I. and Affiliated to J.N.T.U.H.

Mangalpally (V), Ibrahimpatnam (M), Ranga Reddy Dist - 501 510, Telangana, India

Certificate

This certificate of Appreciation is awarded to Mr./Mrs P. Twila Pushpa

Son / Daughter of P. Jacob Raju *has Participated as* Teacher coordinator

on 25.11.21 - PHARMACUT WEEK. *Topic & Secured* Cultural Activities.

Hard Work, Dedication & Achievement of the Participant will be Cherished.

Date : 25.11.21

Academic Incharge

PRINCIPAL
Bharat Institute of Technology
Mangalpally (V), Ibrahimpatnam (M)
R.R. Dist. Pin: 501510
Principal

Scanned with OKEN Scanner

NATIONAL E - FACULTY DEVELOPMENT PROGRAMME

EXPLORING THE NOVEL PHARMACEUTICAL AND BIOTECHNOLOGICAL CONCEPTS IN THE PROCESS OF DRUG DISCOVERY AND DEVELOPMENT (22.06.2021 TO 26.06.2021)

ORGANIZED BY

BHARAT INSTITUTE OF TECHNOLOGY AND INDIRA GANDHI NATIONAL TRIBAL UNIVERSITY

Sri. CH. VENUGOPAL REDDY
Hon'ble Chairman, BIT

Prof. SVKS PRAKASHARAO TRIPATHI
Hon'ble Vice Chancellor, IGNTU

Prof. BHUDHINATH TRIPATHI
Dean Science, IGNTU

Prof. KSVN Murthy
Dean Pharmacy, IGNTU

DR. PRASHANT K SINGH
Dept of Biotech, IGNTU

DR. R.S. CHATRATH
Central University of Punjab

DR. ANUPOLU M.D
AGTRAC, HYD

DR. D. SUJATHA
SPMVV, Tirupati

DR. KARTHIKEYAN
Dept of Pharmacy, IGNTU

DR. SUNITA MINZ
Dept of Pharmacy, IGNTU

DR. PUSHPA KUMARI
ATCP, Tirupati

DR. MARIA JOSEPHINE
Dept of Education, IGNTU

DR. MARINA D'SOUZA
Dept of Pharmacy, BIT

DR. SHAHEEN BEGUM
IPT SPMVV, Tirupati

DR. SHERIN ZAF
Jamia Hamdard, New

Dr. Sathesh Ampolu
MR College, AU

DR. NARENDER
Central University of Punjab

R. PURNIMA
Welding Pharma GMBH

P. VEENA
Elder brook GmbH, UK

Mrs. MANJU
San Francisco

B. KAVITHA
Jeevan Scientific HYD

CONVENER
DR. ARIFA BEGUM SK
BIT

CO-CONVENER
DR. P. SRIDEVI
IGNTU

BHAGYA MUNAGOTI
MDQM, UK
Chief Guest Valedictory

Designed by
Digitalchemy

NATIONAL e - FACULTY DEVELOPMENT PROGRAMME
ON
EXPLORING THE NOVEL PHARMACEUTICAL AND BIOTECHNOLOGICAL CONCEPTS IN THE PROCESS OF DRUG DISCOVERY AND DEVELOPMENT
(22nd JUNE 2021 TO 26th JUNE 2021)

Organized By

BHARAT INSTITUTE OF TECHNOLOGY (IQAC)

Approved by AICTE, Pharmacy Council of India and Affiliated to JNTUH
Mangalpally (Village), Ibrahimpatnam (Mandal), Ranga Reddy District – 501510
Accredited by NAAC

In Association with

DEPARTMENT OF BIOTECHNOLOGY
INDIRA GANDHI NATIONAL TRIBAL UNIVERSITY
AMARKANTHAK, MADHYA PRADESH

ABOUT BHARAT INSTITUTE OF TECHNOLOGY

Bharat Institute of Technology, Mangalpally, Ibrahimpatnam, was established in the year 1999 by Chinta Reddy Madhusudan Reddy Educational Society with the noble aim of imparting quality education to students and to aspire them to become responsible pharmacists. The main asset of Bharat Institutions is the state-of-the-art infrastructure and disciplined faculty, students, and the delivery of quality education.

VISION

To build the nation's one among the best centres of excellence engaged in providing overall pharmaceutical education including training and research. Bharat Institute of technology (pharmacy) believes that right knowledge and ethical responsibility drives individual commitment for the service of mankind.

ABOUT INDIRA GANDHI NATIONAL TRIBAL UNIVERSITY, AMARKANTAK

The Indira Gandhi National Tribal University, Amarkantak has been established by an Act of the Parliament of India. It came into existence by the Indira Gandhi National Tribal University Act, 2007 and came into action on July 2008. The jurisdiction of the University extends to the whole country, and it is fully funded by the Central Government through the University Grant Commission. The university caters to the tribals' long cherished dream of higher education.

AIMS AND OBJECTIVES

The tribal people are rich in cultural heritage and skill of art and craft, but they are still marginalized in respect to higher education as well as in other walks of life. Now in the present age of globalization the world has shrunk into a village as the society has advanced in technology. But the tribes, who are the custodians of Indian culture in real sense, are far behind in this race of advancement.

ABOUT THE FDP

Faculty Development Programmes are the key to enhance professional education and competence in faculty, enriching the faculty vitality in key domains of teaching, assessing, research, professionalism and administration to improve educational environment and academic performance of learners. In the present e-World that is ruled by technology, the FDP platforms aid in fostering the development of creativity, innovation, technical knowledge and professional competence.

OBJECTIVES OF THE FDP

- To offer learning on emerging Pharmaceutical and Biotechnological concepts in drug discovery.
- To provide a platform to expose themselves to the novel technological developments in the fields of pharmacy and biotechnology.
- To enhance knowledge on the novel teaching methodologies and improve the creative and academic skills.
- To motivate the teachers to impart the values to the current and future generation students.

ELIGIBILITY

All teachers who are the ratified for teaching in the AICTE approved colleges

REGISTRATION FEE PARTICULARS

Registration fee is Rs 250/- only. Participants can pay the registration fee through Google pay app.; while doing transaction participants should enter their full name and the screen shot should be uploaded in the registration form.

G-Pay No- 7989955015

REGISTRATION LINK: https://forms.gle/r4pS7kdbxRCcPacV7

SELECTION CRITERIA – 50 participants only

Selection will be done based on first-cum – first serve basis and confirmed candidates will be informed immediately. The maximum number of participants will be 50. A conformation email will be sent to your maid id, given in the registration form. In case candidate is not selected the amount will be refunded.



IMPORTANT DATES

Last date of registration: 14th June 2021

Confirmation email to candidates before: 21st June 2021

E - CERTIFICATE WILL BE AWARDED FOR THE PARTICIPATION AT THE END OF THE SESSION

CHIEF PATRON
Shri. CH. VENUGOPAL REDDY
Chairman and Secretary
Bharat Group of Institutions

PATRON
PROF. SHRI PRAKASHMANI TRIPATHI
Hon'ble Vice Chancellor, IGNTU

CONVENOR
DR ARIFA BEGUM SK
Department of Pharmaceutical Chemistry
Bharat Institute of Technology

CO-CONVENOR
DR P. SRIDEVI
Department of Biotechnology
Indira Gandhi National Tribal University

ORGANIZING SECRETARY
MRS P. HARITHA
Department of Pharmacology
Bharat Institute of Technology

ORGANIZING CO-ORDINATOR
DR. RAMYA SREE PAVULURI
Bharat Institute of Technology
DR PRASHANTH KUMAR SINGH
IGNTU

FACULTY CO-ORDINATORS

Dr. Ch. S Vijaya Vani	Dr.Sunita Minz
Dr. Shibnath Kamil	Dr.Karthikeyan
Dr Mrinmay Das	Dr. Shital Patel
Mrs Namratha	Mrs Sangeetha
Dr Bhanu Prakash	Mrs KabitaBamk
Dr B Swathi	Mrs R. Sandhya
Dr B.Sridevi	Dr Ascharya

Contact Us

Principal BIT	-9640909041
Principal BSP	-9640909043
Admin Contact	-9640909044

Scanned with OKEN Scanner

One week e-Faculty Development Training

Organized by

Bharat Institute of Technology

Mangalpally, Ranga Reddy, Telangana

Approved by PCI, AICTE and Affiliated to JNTU-H

In Association with

Department of Biotechnology

Indira Gandhi National Tribal University

Amarkantak, Madhya Pradesh

"Exploring the novel Pharmaceutical and Biotechnological concepts in the process of Drug Discovery and Development"

June 22nd to 26th 2021

Scanned with OKEN Scanner

Five days Online Faculty Development Program on "Exploring the novel Pharmaceutical and Biotechnological concepts in the process of Drug Discovery and Development"

Organized by

BHARAT INSTITUTE OF TECHNOLOGY

MANGALPALLY, RANGA REDDY, TELANGANA

NAAC Accredidated

Approved by PCI,AICTE and Affiliated to JNTU H

In Association with

Department of Biotechnology

Indira Gandhi National Tribal University

Amarkantak, Madhya Pradesh

GUIDELINES AND SCHEDULE

The e-FDP is conducted with an aim to facilitate the updating of technical aspects in the fields of Pharmacy and Biotechnology. All the participants are instructed to join 10 minutes early for all the sessions.

CERTIFICATION

- Certificate of On-line participation will be given to successful participants only
- (Minimum 90% attendance, Minimum 60% marks in all quizzes and Submission of the assignment)
- Attendance will be automatically tracked through Connect time
- Quizzes will be conducted (Google Forms) after every session
- Final assessment for self-explanation and for connecting with what is being discussed should be submitted on Day 5 before 2.00pm, without fail.
- All the material will be provided in the respective links after the completion of the event

Scanned with OKEN Scanner

INAUGURATION

Welcome address	**10.30 AM - 10.40 AM**	**Principal/Convenor, Dr. Arifa Begum SK**
Inaugural address by patron	**10.40 AM- 10.50 AM**	**Shri. Ch. Venugopal reddy, Chairman, Bharat Institute of Technology**
Inaugural Address	**10.50 AM – 11.00AM**	**Prof. Shri Prakashmani Tripathi, Hon'ble Vice chancellor, IGNTU**
FDP address On Biotechnological aspects	**11.00AM To 11.10 AM**	**Prof. Bhuminath Tripathi Dean, Faculty of Sciences, IGNTU**
Key note address on Pharmaceutical advances	**11.10 AM To 11.20 M**	**Prof. NHSN. Moorthy Dean, Faculty of Pharmacy, IGNTU**
Vote of thanks for Inaugural	**11.20 AM to 11.30 AM**	**Co-Convenor, Dr. P. Sridevi, IGNTU**

SCHEDULE

DATE/Moderator	10.30 Am to 11.30 Am	11.30 AM TO 1.00 PM	2 .00 PM TO 3.00 PM	3.15 To 4.15PM
22.06.2021 (Tuesday) Moderator FN- Ms Namratha AN- Dr Ramyasree	**INAUGURATION**	**Resource Person Dr SHERIN ZAFAR Dept. of CSE, Jamia Hamdard University, New Delhi zafarsherin@gmail.com Topic:** Use of Telemedicine to enhance Pharmacist Services	**Resource Person : Dr. PRASHANTH K SINGH Dept of Biotechnology, IGNTU prashant.singh@igntu.ac.in Topic:** Drug Discovery for neglected Tropical Diseases	**Resource Person Dr.Sateesh Ampolu MR College, Andhra University** satheeshampolu@gmail.com Topic: Green chemistry for sustainable development.
	10.00 AM to 11.30 AM	**11.30 AM TO 1.00 PM**	**2.00 PM TO 3.00 PM**	**3.15 PM To 4.15 PM**
23.06.2021 (Wednesday) Moderator FN-Dr Shital AN-Mrs Kabita	**Resource Person Dr. KARTIKEYAN,** Dept. of Pharmacy, IGNTU **karthikeysnchandrabose@gmail.com Topic :** Phenotypic Approaches	**Resource Person Dr. ARIFUDDIN MD** Research Consultant and Trainer GPR Chemistry Consultancy Services **arifabib@gmail.com**	**Resource Person : Dr Marina D'Souza** Professor, Bharat Institute of Technology Email: marina47@gmail.com **Topic:** Green Chemistry	**Resource Person Dr Pushpa Kumari** Krishna Teja Pharmacy College, Tirupati Email: pushpahema3@gmail.com

Scanned with OKEN Scanner

	for new Drug Discovery: An Indian Perspective	Topic: Drug Discovery and Development: Pharmaceutical Chemistry Perspective		Topic: Neuroscience
	10.00 AM to 11.15 AM	**11.30 AM TO 1.00 PM**	**2 .00 PM TO 3.00 PM**	**3.15 To 4.15PM**
24.06.2021 (Thursday)/ Moderator FN-R Sandhya AN-Dr B Swathi	**Resource Person** **Mrs. MANJU** Ayurvedic practitioner, San Francisco manju@ayurhitam.com **Topic:** Trans Dermal Delivery: Current Updates	**Resource Person** **Dr SHAHEEN BEGUM** **IPT, SPMVV, Tirupati** shaheen.pharmchem@gmail.com **Topic:** Protein- Protein docking in Drug Design	**Resource Person** **Dr. SUNITA MINZ,** **IGNTU, Amarkantak** sunita3481@gmail.com **Topic:** "Drug research and development using nano-biotechnology"	**Resource Person** **DR. MARIA JOSPHINE** **Dept of Education,** **IGNTU** maria.arokia@igntu.ac.in **Topic** Teaching Drug Discovery and Development : A Translational Research
	10.00AM to 11.15 AM	**11.30 AM TO 1.00 PM**	**2 .00 PM TO 3.00 PM**	**3.15 To 4.15PM**
25.06.2021 (Friday) Moderator FN-P Haritha AN- Ms Sangeetha	**Resource Person** **Dr R K Chaitanya** Faculty of Applied sciences Central University of Punjab Bhatinda. chaitanyark@gmail.com **Topic: The Second Wave of COVID-19:Vaccine update**	**Resource Person** **Dr D.SUJATHA** IPT, SPMVV,Tirupati drsujathasai@gmail.com **Topic: "Physiology and Biomedical applications of Zebra fish**	**Resource Person** **Dr. Naren dhaniya** Central University of Punjab Bhatinda. narender.dhania@cup.edu.in **Topic:** Understanding data-driven approach in identification of potential drug	**Resource Person** **Dr. VEENA PASUPULETI** Statistical Programmer,Elder brook solutions GmbH, London, Uk kveena01@gmail.com **Topic: Clinical research Industry process**
	10.00 AM to 11.15 AM	**11.30 AM TO 1.00 PM**	**2 .00 PM TO 4.15PM**	
26.06.2021 (Saturday) Moderator FN-Dr B.Sridevi	**Resource Person** **R Purnima** **Portfolio Manager** purnima.mikkilineni@gmail.com **Topic:** Global Pharmaceutical Business Overview and Regulatory framework	**Resource Person** **B KAVITHA** Assistant Manager Jeevan scientific Technology Ltd aruva_kavitha@yahoo.com **Topic: Bioavailability and /Bio-equivalent studies**	**VALEDICTORY**	

CONVENOR: **DR ARIFA BEGUM SK**

CO-CONVENOR DR P.SRIDEVI

Scanned with OKEN Scanner

Five days Online Faculty Development Program on "Exploring the novel Pharmaceutical and Biotechnological concepts in the process of Drug Discovery and Development"

Organized by

BHARAT INSTITUTE OF TECHNOLOGY

MANGALPALLY, RANGA REDDY, TELANGANA

NAAC Accreditated

Approved by PCI,AICTE and Affiliated to JNTU H

In Association with

Indira Gandhi National Tribal University

Amarkanthak, Madhya Pradesh

Department of Pharmaceutical Chemistry
Bharat Institute of Technology
Email. ID: arifabegum@bitpharmacy.org

Department of Biotechnology
Indira Gandhi National Tribal University
Email. ID: psridevi.igntu@gmail.com

VALEDICTORY PROGRAMME SHEET

Time	Scheduled Programme	Addressed by
3.00PM	Welcome	Mrs. P.Haritha
3.15 PM	FDP remarks by convenor	Dr. Arifa Begum SK
3.25 PM	FDP address by Co-convener	Dr. P.Sridevi
3.35 P.M	Invocation	Dr.Sunita Minz
3.45 P.M	**Feedback from Participants**	Mrs Sangeetha/Dr B Swathi Dr Bhanu Prakash/ Mrs.Kabita Banik
4.00 P.M	Address by Chief Guest	**Bhagya Munagoti Medical Device Quality Manager EUCOPE representative Quality Management Representative and PRRC at Norgine Ltd**
4.10 P.M	Address by Guest of Honor	**Prof CH S Vijaya Vani** **Bharat Institute of Technology**
4.20 P.M	Vote of thanks	Dr.Ramya Sree Pavuluri
4.30PM	**National Anthem**	P.Haritha, Dr.Ramya Sree Pavuluri

CONVENOR: **DR ARIFA BEGUM SK**
Department of Pharmaceutical Chemistry

CO-CONVENOR: **DR P.SRIDEVI**
Department of Biotechnology

Scanned with OKEN Scanner

Bharat Institute of Technology
Email. ID: arifabegum@bitpharmacy.org

National Tribal University
...@gmntu@gmail.com

Scanned with OKEN Scanner

STATEMENT FOR NATIONAL E-FDP PROGRAMME REGISTRATIONS

NAME OF THE PARTICIPANT	COLLEGE /UNIVERSITY NAME	DEPARTMENT AND DESIGNATION	NAME OF HEAD OF THE INSTITUTION	CONTACT NO	EMAIL ID	AMOUNT
Ravindra Mishra	Vivek college	Assistant professor	Dr Saurav sharma	8223958385	ravindramishra1988@gmail.com	250
Dr.T.Srinivasan	Indira Gandhi National Tribal University	Botany, Professor	Dr P. Siluvainathan	9440025015	srinivasan@igntu.ac.in	250
Dr Ashwani Mishra	Department of Pharmacy Barkatullah University	Faculty Department of Pharmacy	Prof Ragini Gothalwal	9993943444	ashwanipharma@gmail.com	250
NARENDRA KUMAR REDDY KOLLI	SRI VANI EDUCATIONAL SOCIETY GROUP OF INSTITUTIONS	PHARMACEUTICS & PRINCIPAL	Dr NARENDRA KUMAR RED	9441770990	dmkrkolli@gmail.com	250
Maneesha Kandala	Samskruti College of Pharmacy	Pharmaceutical Analysis and Assistant Professor	Dr. D. Venkata Ramana	9515265134	maneesha.kandala92@gmail.com	250
Dr Ramya Sree Pavuluri	Bharat institute of technology	Pharmacy Practice,Assistant Professor	Dr S Vijaya Vani	7989955015	ramyapharmd19@gmail.com	250
Piyush pankaj	Vivek college of technical education bijnor	Pharmacy asst professor	Dr. Saurabh sharma	8439401072	piyushv448@gmail.com	250
Dr. Pamu Sandhya	Shadan Women's College of Pharmacy, Khairatabad, Hyderabad, Telangana, India.	Department of Pharmaceutics, Head and Professor	Dr. D. Ramakrishna	9849395823	sandhyapasikanti@gmail.com	250
SWATHI BODDUPALLY	Bharat school of pharmacy	PharmD Assistant Professor	Ch Venu gopal reddy	77026 94414	swathisruz92@gmail.com	250
Namratha Sunkara	Bharat Institute Of Technology	Pharmaceutical Analysis , Assistant Professor	Dr. Vijaya vani	9951474021	namratha@bitpharmacy.org	250
Dr Bhima Sridevi	Bharat institute of Technology	Pharmacy dept and Asst Professor	Ch VenuGopal Reddy	9182770643	sridevibhima@bitpharmacy.org	250
Survi Swathi Goud	Avanthi institute of pharmaceutical sciences	Pharmaceutical chemistry, Assistant professor	Dr M Ramakrishna	9989526626	swathigoudvbs@gmail.com	250
T Sarala Devi	KVSR SIDDHARTHA COLLEGE OF PHARMACEUTICAL SCIENCES	Assistant Professor, Department of Pharmaceutical Chemistry	Dr. G Devala Rao	9849483034	saraladevitangirala@gmail.com	250
V. SHARANYA	BHARAT SCHOOL OF PHARMACY	ASSISTANT PROFESSOR PHARMACY PRACTICE	DR. ARIFA BEGUM Sk	9030461691	sranya@bharatschoolofpharmacy	250
Ravi Putta	Chaitanya deemed to be University-Pharmacy	Pharmaceutics and Assistant professor	Dr. V. MALLIKARJUN	9963221695	ravipharma2485@gmail.com	250
Govindu Sumalatha	Chaitanya Deemed to be University- Pharmacy	Pharmacognosy and Professor	Dr. V. Mallikarjun	89781 52664	sumalatha2k@gmail.com	250
M.Sangeetha	Bharat institute of technology	Pharmaceutical chemistry, Assistant Professor	Dr C H Vijaya Vani	8919886900	sangeetha@bitpharmacy.org	250
JE Rachel Nivedita	Bharat Institute of Technology	Pharmacology, Assistant Professor	CH Venugopal Ready	8801981904	rachel.nivedita@gmail.com	250
Anupama S	Bharat Institute of Technology	Assistant Professor. English Department	Dr. Vijayavani	9497573839		250
P.Twila Pushpa	Bharat institute of technology	Department of pharmacy practice and Assistant professor	Dr Arifa	9908236572	twila.palaparthi@gmail.com	250
Ovi omkar Paradkar	YBCP	Pharmaceutical Chemistry	YBCP	7038105524	pooja90gaur@gmail.com	250
Kabita Banik	Bharat Institute of Technology	Pharmaceutics, Assistant Professor	Sri. CH Venugopal Reddy	8348546777	kabita@bitpharmacy.org	250
Dr. V. Anitha Kumari	NOVA College of Pharmacy	Pharmaceutical Chemistry, Professor	Dr. V. Anitha Kumari	9492293877	anithamedchem@gmail.com	250
DR. MRINMAY DAS	BHARAT INSTITUTE OF TECHNOLOGY	Pharm. Chemistry & Associate Professor	Dr. Arifa Begum Sk	9441570421	mrin1978@gmail.com	250
P. Lavanya	Bharat Institute of Technology	Pharmacognosy, Assistant Professor	CH. Venugopal Reddy	9908023416	lavanya.purna555@gmail.com	250
Kasarla Lavanya	Bharat School of Pharmacy	Pharmaceutical Chemistry, Assistant Professor	Ch.Venugopal Reddy garu	9676619954	lavanyakasarla111@gmail.com	250
Pasupulati Haritha	Bharat Institute of Technology	Pharmacology, Assistant Professor	C.H..Venugopal Reddy garu	8074124508	haritha@bitpharmacy.org	250
Dr. Shital Patel	Bharat Institute of Technology	Asst. Professor, P.cal Analysis	Dr. Arifa Begum SK	7042131926	shitalpatel1230@gmail.com	250
R. Sandhya	BHARAT SCHOOL OF PHARMACY	Pharmaceutical microbiology	DR. ARIFA BEGUM	9032275513	Sandhyapandu84@gmail.com	250
Bathsa Liza Johnson	Bharat School of pharmacy	Assistant professor, pharmacy practice	Dr. Arifa Begum S K	9739907937	bathsaliza@gmail.com	250
Mounika Sangishetty	Barath Group of Institutions	Pharmaceutics and Teaching Assistant	DR.Vijayavani	8463961982	monicasangishetty.gem@gmail.co	250
Dr Shibnath Kamila	Bharat Institute of technology	Pharmacy practice, Associate professor	Dr. Arifa Begum SK	9618326545	shibnath007@gmail.com	250
Satyanarayan SV Padi	Care College of Pharmacy	Pharmacy Practice, HOD	Dr. Sudhir Kumar	8074114628	ssvpadi@gmail.com	250
					GRAND TOTAL	

COLLECTED BY FACULTY RAMYA SRI PAAVULURI

Scanned with OKEN Scanner

BHARAT INSTITUTE OF TECHNOLOGY
(Accredited by NAAC, Approved by PCI & AICTE, Affiliated to JNTUH)
Mangalpally (V), Ibrahimpatnam (M), R.R. Dist - 501 510, Hyderabad, TS.

इंदिरा गाँधी राष्ट्रीय जनजातीय विश्वविद्यालय, अमरकंटक
Indira Gandhi National Tribal University, Amarkantak
(A Central University established by an Act of Parliament)

Certificate of Honour

This certificate is presented to Mr / Mrs / Dr. P. Twila Pushpa

for rendering his / her valuable service as a Coordinator

during the Five Day National level e-Faculty Development Programme on "Exploring the Novel Pharmaceutical and Biotechnological concepts in the process of Drug Discovery and Development" organized by Bharat Institute of Technology in association with Indira Gandhi National Tribal University, Amarkantak from 22nd to 26th, June 2021.

Convenor
Dr. ARIFA BEGUM SK
Dept of Chemistry
BIT, Hyderabad

Co-Convenor
Dr. PARIKIPANDLA SRIDEVI
Dept of Biotechnology
IGNTU, Amarkantak

BHAGYA MUNAGOTI
MDQM,
Norgine Ltd., UK

Chief Patron
Sri CH. VENUGOPAL REDDY garu
Chairman & Secretary
Bharat Institutions

Scanned with OKEN Scanner

Organized By

Approved by AICTE, Pharmacy Council of India and Affiliated to JNTUH

Accredited by NAAC

In Association with

DEPARTMENT OF BIOTECHNOLOGY

PATRON

FACULTY COORDINATORS

Contact Us

BHARAT INSTITUTE OF TECHNOLOGY (BIT)
Approved by AICTE, Pharmacy Council of India and Affiliated to JNTUH
Mangalpalli (Village), Ibrahimpatnam (Mandal), Ranga Reddy District - 501510
Accredited by NAAC

इंदिरा गाँधी राष्ट्रीय जनजातीय विश्वविद्यालय, अमरकंटक
Indira Gandhi National Tribal University, Amarkantak
(A Central University established by an Act of Parliament)

Certificate Of Participation

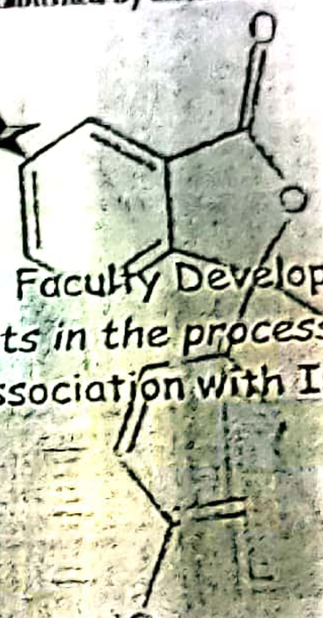

This is to certify that **Dr. Shital Patel** has participated in National level e - Faculty Development Programme on "*Exploring the novel Pharmaceutical and Biotechnological concepts in the process of Drug Discovery and Development*" organized by Bharat Institute of Technology in association with Indira Gandhi National Tribal University, Amarkantak from June 22nd to 26th 2021.

26/6/2021

Convenor
Dr. ARIFA BEGUM SK
Dept of chemistry
BIT, Hyderabad

Co-Convenor
Dr. PARIKIPANDLA SRIDEVI
Dept of Biotechnology
IGNTU, Amarkantak

BHAGYA MUNAGOTI
MDQM, Norgine Ltd
UK

Chief Patron
Sri CH. VENUGOPAL REDDY garu
Hon'ble Chairman
Bharat Group of Institutions

Made for free with Certify'em

Scanned with OKEN Scanner

BHARAT INSTITUTE OF TECHNOLOGY (BIT)
Approved by AICTE, Pharmacy Council of India and Affiliated to JNTUH
Mangalpalli (Village), Ibrahimpatnam (Mandal), Ranga Reddy District - 501510
Accredited by NAAC

इंदिरा गाँधी राष्ट्रीय जनजातीय विश्वविद्यालय, अमरकंटक
Indira Gandhi National Tribal University, Amarkantak
(A Central University established by an Act of Parliament)

Certificate Of Participation

This is to certify that **Dr. Shital Patel** has participated in National level e - Faculty Development Programme on "*Exploring the novel Pharmaceutical and Biotechnological concepts in the process of Drug Discovery and Development*" organized by Bharat Institute of Technology in association with Indira Gandhi National Tribal University,Amarkantak from June 22nd to 26th 2021.

26/6/2021

Convenor
Dr.ARIFA BEGUM SK
Dept of chemistry
BIT,Hyderabad

Co-Convenor
Dr. PARIKIPANDLA SRIDEVI
Dept of Biotechnology
IGNTU,Amarkantak

BHAGYA MUNAGOTI
MDQM, Norgine Ltd
UK

Chief Patron
Sri CH. VENUGOPAL REDDY garu
Hon'ble Chairman
Bharat Group of Institutions

Made for free with Certify'em

Scanned with OKEN Scanner

BHARAT INSTITUTE OF TECHNOLOGY
(Accredited by NAAC, Approved by PCI & AICTE, Affiliated to JNTUH)
Mangalpally (V), Ibrahimpatnam (M), R.R. Dist - 501 510, Hyderabad, TS.

BHARAT INSTITUTIONS

इंदिरा गांधी राष्ट्रीय जनजातीय विश्वविद्यालय, अमरकंटक
Indira Gandhi National Tribal University, Amarkantak
(A Central University established by an Act of Parliament)

Certificate of Honour

This certificate is presented to Mr / Mrs / Dr. Swathi Boddupally

for rendering his / her valuable service as a Key note Speaker

during the Five Day National level e-Faculty Development Programme on "Exploring the Novel Pharmaceutical and Biotechnological concepts in the process of Drug Discovery and Development" organized by Bharat Institute of Technology in association with Indira Gandhi National Tribal University, Amarkantak from 22nd to 26th, June 2021.

Convenor
Dr. ARIFA BEGUM SK
Dept of Chemistry
BIT, Hyderabad

Co-Convenor
Dr. PARIKIPANDLA SRIDEVI
Dept of Biotechnology
IGNTU, Amarkantak

BHAGYA MUNAGOTI
MDQM,
Norgine Ltd., UK

Chief Patron
Sri CH. VENUGOPAL REDDY garu
Chairman & Secretary
Bharat Institutions

Scanned with OKEN Scanner

BHARAT INSTITUTE OF TECHNOLOGY (BIT)

Approved by AICTE, Pharmacy Council of India and Affiliated to JNTUH

Mangalpalli (Village), Ibrahimpatnam (Mandal), Ranga Reddy District - 501510

Accredited by NAAC

इंदिरा गाँधी राष्ट्रीय जनजातीय विश्वविद्यालय, अमरकंटक

Indira Gandhi National Tribal University, Amarkantak

(A Central University established by an Act of Parliament)

★ Certificate Of Participation ★

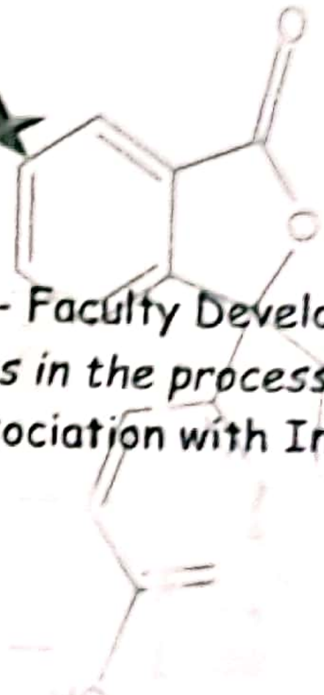

This is to certify that **Dr Bhima Sridevi** has participated in National level e - Faculty Development Programme on "*Exploring the novel Pharmaceutical and Biotechnological concepts in the process of Drug Discovery and Development*" organized by Bharat Institute of Technology in association with Indira Gandhi National Tribal University,Amarkantak from June 22nd to 26th 2021.

26/6/2021

Convenor
Dr.ARIFA BEGUM SK
Dept of chemistry
BIT,Hyderabad

Co-Convenor
Dr. PARIKIPANDLA SRIDEVI
Dept of Biotechnology
IGNTU,Amarkantak

BHAGYA MUNAGOTI
MDQM, Norgine Ltd
UK

Chief Patron
Sri CH. VENUGOPAL REDDY garu
Hon'ble Chairman
Bharat Group of Institutions

Made for free with Certify'em

Scanned with OKEN Scanner

BHARAT INSTITUTE OF TECHNOLOGY
(Accredited by NAAC, Approved by PCI & AICTE, Affiliated to JNTUH)
Mangalpally (V), Ibrahimpatnam (M), R.R. Dist - 501 510, Hyderabad, TS.

इंदिरा गांधी राष्ट्रीय जनजातीय विश्वविद्यालय, अमरकंटक
Indira Gandhi National Tribal University, Amarkantak
(A Central University established by an Act of Parliament)

Certificate of Honour

This certificate is presented to Mr / Mrs / Dr. P. Twila Pushpa

for rendering his / her valuable service as a Coordinator

during the Five Day National level e-Faculty Development Programme on "Exploring the Novel Pharmaceutical and Biotechnological concepts in the process of Drug Discovery and Development" organized by Bharat Institute of Technology in association with Indira Gandhi National Tribal University, Amarkantak from 22nd to 26th, June 2021.

Convenor	Co-Convenor		Chief Patron
ARIFA BEGUM SK	**Dr. PARIKIPANDLA SRIDEVI**	**BHAGYA MUNAGOTI**	**Sri CH. VENUGOPAL REDDY gai**
Dept of Chemistry BIT, Hyderabad	Dept of Biotechnology IGNTU, Amarkantak	MDQM, Norgine Ltd., UK	Chairman & Secretary Bharat Institutions

Scanned with OKEN Scanner

BHARAT INSTITUTIONS

BHARAT INSTITUTE OF TECHNOLOGY

(Accredited by NAAC, Approved by PCI & AICTE, Affiliated to JNTUH)

Mangalpally (V), Ibrahimpatnam (M), R.R. Dist - 501 510, Hyderabad, Telangana.

Certificate of Honour

This certificate is presented to Mr/Mrs/Dr. P. Twila pushpa

for rendering his / her valuable service as a Coordinator

in the National Level Webinar entitled "How Artificial Intelligence is Enhancing to Fight Against Covid-19" organized by Bharat Institute of Technology on 17th June 2021.

Chairperson
Dr. ARIFA BEGUM SK
Department of Chemistry

Speaker
Dr. SHERIN ZAFAR
Jamia Hamdard, New Delhi

Chief Patron
Sri CH. VENUGOPAL REDDY garu
Chairman & Secretary,
BHARAT INSTITUTIONS

Scanned with OKEN Scanner

BHARAT INSTITUTIONS

BHARAT INSTITUTE OF TECHNOLOGY

(Accredited by NAAC, Approved by PCI & AICTE, Affiliated to JNTUH)

Mangalpally (V), Ibrahimpatnam (M), R.R. Dist - 501 510, Hyderabad, Telangana.

Certificate of Honour

This certificate is presented to Mr/Mrs/Dr. SWATHI BODDUPALLY

for rendering his/her valuable service as a FACULTY COORDINATOR

in the National Level Webinar entitled "How Artificial Intelligence is Enhancing to Fight Against Covid-19" organized by Bharat Institute of Technology on 17th June 2021.

Chairperson
Dr. ARIFA BEGUM SK
Department of Chemistry

Speaker
Dr. SHERIN ZAFAR
Jamia Hamdard, New Delhi

Chief Patron
Sri CH. VENUGOPAL REDDY garu
Chairman & Secretary,
BHARAT INSTITUTIONS

Scanned with OKEN Scanner

BHARAT INSTITUTIONS

BHARAT INSTITUTE OF TECHNOLOGY

(Accredited by NAAC, Approved by PCI & AICTE, Affiliated to JNTUH)

Mangalpally (V), Ibrahimpatnam (M), R.R. Dist - 501 510, Hyderabad, Telangana.

Certificate of Honour

This certificate is awarded to Mr/Mrs/Dr SWATHI BODDUPALLY

for rendering his/her valuable service as FACULTY COORDINATOR

in E-Workshop on "Aspects of New Drug Delivery and Development" organised by Bharat Institute of Technology on 12th June 2021.

Chairperson
Dr. MARINA G. D'SOUZA
Dept. of Pharmacognozy,
BIT

Speaker
Dr. MANISH S LAVHALE
Pharmazz Inc,
Greater Noida

Chief Patron
Sri CH. VENUGOPAL REDDY garu
Chairman & Secretary,
BHARAT INSTITUTIONS

Scanned with OKEN Scanner

BHARAT INSTITUTIONS

BHARAT INSTITUTE OF TECHNOLOGY

(Accredited by NAAC, Approved by PCI & AICTE, Affiliated to JNTUH)

Mangalpally (V), Ibrahimpatnam (M), R.R. Dist - 501 510, Hyderabad, Telangana.

Certificate of Honour

This certificate is awarded to Mr/Mrs/Dr P. JWALA PUSHPA

for rendering his/her valuable service as COORDINATOR

in E-Workshop on "Aspects of New Drug Delivery and Development" organised by Bharat Institute of Technology on 12th June 2021.

Chairperson
Dr. MARINA G. D'SOUZA
Dept. of Pharmacognozy,
BIT

Speaker
Dr. MANISH S LAVHALE
Pharmazz Inc,
Greater Noida

Chief Patron
Sri CH. VENUGOPAL REDDY garu
Chairman & Secretary,
BHARAT INSTITUTIONS

Scanned with OKEN Scanner

BHARAT INSTITUTE OF TECHNOLOGY (BIT)

E- REVELATII

PHARMA TECH FEST-2021

ORAL PRESENTATIONS
E- POSTERS
ELOCUTION
PHARMA VID
PHARMA SKETCH
QUIZ
SCIENTIFIC MODEL
CULTURAL EVENTS

DATE - June 10th & 11th

E- CERTIFICATES AND
ONLINE CASH PRIZES

Scanned with OKEN Scanner

E-REVELATII

PHARMA TECH FEST-2021

June 10th & 11th

Organized by

BHARAT INSTITUTE OF TECHNOLOGY

Approved by AICTE, Pharmacy Council of India and Affiliated to JNTUH.
Sponsored by: CHINTA REDDY MADHUSUDHAN REDDY EDUCATIONAL SOCIETY
Mangalpally (Village), Ibrahimpatnam (Mandal), Ranga Reddy District - 501510
Accreditated by NAAC

ABOUT THE COLLEGE

Bharat Institute of Technology was established in the year 1999 by the Chinta Reddy Madusudhan Reddy Educational Society with the noble aim of imparting quality pharmacy education to students aspiring to become responsible pharmacists and to cater to the needs of pharmacy profession. The college is situated in a sprawling 120 acre of campus situated 24 km from the heart of the city. The focus of the architecture of the gigantic pharmacy building is to provide the bright ambience needed for the overall growth of both the students and faculty. Bharat Institute of Technologies (BIT) mission is to impart the higher education to both urban and rural students in the field of pharmacy and to conduct advanced research programmes in fostering close partnership with R&D institutions and industries. Nurturing young minds into passionate pharma professionals. Institution is progressing under the leadership of Sri CH. VENUGOPAL REDDY garu, Chairman and Secretary, Bharat Group of Institutions, a dedicated, quality maintaining and passionate educationalist. Personal care to each student for the betterment of their bright future. The institution provides a joyful learning experience in a holistic and an ambient environment.

VISION

To build the nation's one among the best centres of excellence engaged in providing overall pharmaceutical education including training and research. Bharat Institute of technology (pharmacy) firmly believes that right knowledge and ethical responsibility drives individual commitment for the service of mankind.

MISSION

M1: To bring to students India's best education, as a combination of teaching theory and practical application of knowledge, and research in pharmaceutical sciences to train them to many positions of leadership and responsibility in the pharmaceutical industry, in academic and health care sector.

M2: To impart education, in a conductive ambience, as comprehensive as possible, with the support of modern technologies and pedagogic tools, and thereby develop in students the abilities and passions to work wisely, creatively, and effectively for the betterment of the society.

M3: To impart a Value Based education, where the mind, body and the soul are holistically developed, and major purpose of life is seen by mankind and meeting the great challenges of the future.

Scanned with OKEN Scanner

ABOUT THE TECH- FEST

Fests are one of the key platforms for the students to show case their hidden talents. Today's world is an e- world where technology is ruling. Technical fests will give students an opportunity to showcase your technical skills in an environment of competition with colleges. Our *E-REVELATII* provide students a platform to demonstrate their creativity, innovation, and technical knowledge.

OBJECTIVES OF THE TECH-FEST

1.To enhance technical knowledge of pharma students.

2.To impart competitive spirit in students

3.To provide a big e-platform for exposure of students during this pandemic.

PARTICIPANT'S ELIGIBILITY

The students of B.Pharm., M.Pharm., Pharm.D., Pharm.D(PB) Researchers and faculty can participate in this tech-fest.

TECHNICAL PLATFORM

ORAL PRESENTATION

The research scholars and students can submit papers for oral presentation session, where best papers will be awarded. **Presentation format:** The ppt should be in 5 to 6 slides with a brief overview of the paper.

Guidelines for ABSTRACT submission

1. Title of the paper {capital letters, times new roman, font12,bold}
2.Name and Affiliation of the author(s) along with e-mail ID of the presenting author (normal, times new roman, Font 12)
3.Text should not be more than 100 words. submit the abstract at

Registration link:
https://forms.gle/9tdocUVHdgCaqpwW9
Faculty Co-ordinator:
Marina D' Souza
Department of Pharmacognosy
Student co-ordinators:
Meghana
Shehnaaz
Amrutha varshini

E-P0STER PRESENTATION

The research scholars and students can submit papers for E-poster session, where best papers will be awarded. **Presentation format:** The e-poster should be in 4:3-dimension slide with a brief overview of the paper. Guidelines for ABSTRACT submission

1. Title of the paper {capital letters, times new roman, font12,bold}
2.Name and Affiliation of the author(s) along with e-mail ID of the presenting author (normal, times new roman. Font 12)
3. Text should not be more than 250 words. submit the abstract at

Registration link:
https://forms.gle/G9HeMBvdtQiaeC4W8
Faculty Co-ordinator:
Ms. P. Twila Pushpa
Department of Pharmacy Practice
Student co-ordinators:
Mamatha
Veronica

QUIZ COMPETITION

Registration link:
https://forms.gle/mP7iJsghAczyCTLu9
Faculty Co – Ordinator:
Kabita Banik
Department of Pharmaceutics
Student co-ordinators:
Naveena
Pravallika

ELOCUTION COMPETITION

The topic will be given 5 min before the session.

Registration link:
https://forms.gle/Bd64yLdb1E5a9zR16
Faculty Co – Ordinator:
Dr.Ch. Ascharya
Department of Pharmacy Practice
Student co-ordinators:
Aishwarya Thakur
Rubina

Scanned with OKEN Scanner

PHARMA VID

Participants can make an animation video, short film relating to current pandemic or any topic of their interest in pharmacy field are welcomed to participate. The best one will be awarded.

Registration link:
https://forms.gle/PC1wGsvKPZnSHHv76
Faculty Co-ordinator:
Dr. Swathi Boddupally
Department of pharmacy practice
Student co-ordinators:
Tejaswini
Sree

PHARMA SKETCH

Students with good drawing skills are encouraged to participate along with their sketches.
THEME: Pharmacist-know yourself
Registration link:
https://forms.gle/QsXiWJdrCouUVbhG8
Faculty Co-ordinator:
Namratha Sunkara
Department of Pharmaceutical Analysis
Student co-ordinators:
Rajeshwari
Laxman

SCIENTIFIC MODEL

Registration link:
https://forms.gle/E34YVzPAdfSY5jgC7
Faculty Co-ordinator:
Mounika Sangishetty
Department of Pharmaceutics
Student co-ordinators:
K .Madan
Manju

CULTURAL EVENTS

Registration link:
https://forms.gle/YBecSLr1Xz3tjjvY6
Faculty Co – Ordinator:
Dr.M. Sindhu
Department of Pharmacy Practice
Student co-ordinators:
Tejaswini
Chandrashekar
Sowmya

E – CERTIFICATE FOR PARTICIPATION AND CASH PRIZES FOR WINNERS WILL BE AWARDED IN RESPECTIVE EVENTS

CONTACT US: 9866368216

ORGANIZING COMMITTEE

Chief Patron
Sri CH. VENUGOPAL REDDY garu
Chairman and Secretary
Bharat Group of Institutions

Chief Co-ordinator
Dr. Arifa Begum SK
Department of Chemistry

Co-ordinator
Mrs. Haritha Pasupulati
Department of Pharmacology

Organizing Co-ordinator
Dr. Ramya Sree Pavuluri
Department of pharmacy practice

Faculty co-ordinators
Mrs.R. Sandhya
Department of pharmacy practice.

Mrs. S. Namratha
Department of Pharmaceutical Analysis

LAST DATE FOR REGISTRATION 5TH JUNE 2021

Scanned with OKEN Scanner

BHARAT INSTITUTIONS

BHARAT INSTITUTE OF TECHNOLOGY

(Accredited by NAAC, Approved by PCI & AICTE, Affiliated to JNTUH)

Mangalpally (V), Ibrahimpatnam (M), R.R. Dist - 501 510, Hyderabad, Telangana.

Certificate of Excellence

This certificate is awarded to Mr / Mrs / Dr P. Twila Pushpa

for rendering his / her valuable service as Coordinator

in Pharma Tech Fest "E-REVELATTI" organized by Bharat Institute of Technology on 19th and 20th June 2021.

Convener
Dr. ARIFA BEGUM SK
Department of Chemistry, BIT

Patron
Dr. MARINA G. D'SOUZA
Dept. of Pharmacognozy, BIT

Chief Patron
Sri CH. VENUGOPAL REDDY garu
Chairman & Secretary,
BHARAT INSTITUTIONS

Scanned with OKEN Scanner

BHARAT INSTITUTIONS

BHARAT INSTITUTE OF TECHNOLOGY

(Accredited by NAAC, Approved by PCI & AICTE, Affiliated to JNTUH)

Mangalpally (V), Ibrahimpatnam (M), R.R. Dist - 501 510, Hyderabad, Telangana.

Certificate of Honour

This certificate is awarded to Mr / Mrs / Dr P. TWILA PUSHPA

for rendering his / her valuable service as Coordinator

in E-Symposium on "Risk and Benefits of COVID-19 Vaccines" organised by Bharat Institute of Technology on 5th June 2021.

Patron
Dr. MARINA G. D'SOUZA
Chairperson,
Dept. of Pharmacognozy, BIT

Speaker
Dr. MIRZA R BAIG
Dept. of Clinical Pharmacy
Dubai Pharmacy College for Girls

Chief Patron
Sri CH. VENUGOPAL REDDY garu
Chairman & Secretary,
BHARAT INSTITUTIONS

Scanned with OKEN Scanner

BHARAT INSTITUTIONS

BHARAT INSTITUTE OF TECHNOLOGY

(Accredited by NAAC, Approved by PCI & AICTE, Affiliated to JNTUH)

Mangalpally (V), Ibrahimpatnam (M), R.R. Dist - 501 510, Hyderabad, Telangana.

Certificate of Honour

This certificate is awarded to Mr / Mrs / Dr Swathi Boddupally

for rendering his / her valuable service as Faculty Coordinator

in E-Symposium on "Risk and Benefits of COVID-19 Vaccines" organised by Bharat Institute of Technology on 5th June 2021.

Patron
Dr. MARINA G. D'SOUZA
Chairperson,
Dept. of Pharmacognozy, BIT

Speaker
Dr. MIRZA R BAIG
Dept. of Clinical Pharmacy
Dubai Pharmacy College for Girls

Chief Patron
Sri CH. VENUGOPAL REDDY garu
Chairman & Secretary,
BHARAT INSTITUTIONS

Scanned with OKEN Scanner

BHARAT INSTITUTIONS

BHARAT INSTITUTE OF TECHNOLOGY

(Accredited by NAAC, Approved by PCI & AICTE, Affiliated to JNTUH)

Mangalpally (V), Ibrahimpatnam (M), R.R. Dist - 501 510, Hyderabad, Telangana.

Certificate of Honour

This certificate is awarded to Mr/Mrs/Dr P. Twinkle Pushpa

for rendering his/her valuable service as Coordinator

n E-Symposium on "Risk and Benefits of COVID-19 Vaccines" organised by Bharat Institute of Technology on 5th June 2021.

Patron
Dr. MARINA G. D'SOUZA
Chairperson,
Dept. of Pharmacognozy, BIT

Speaker
Dr. MIRZA R BAIG
Dept. of Clinical Pharmacy
Dubai Pharmacy College for Girls

Chief Patron
Sri CH. VENUGOPAL REDDY garu
Chairman & Secretary,
BHARAT INSTITUTIONS

Scanned with OKEN Scanner

BHARAT INSTITUTE OF TECHNOLOGY

Mangalpally, Ibrahimpatnam, R.R. District, PIN-501510

(Affiliated to JNTUH, Approved by AICTE and PCI, New Delhi. Accreditated by NAAC)

09.06.2020

CIRCULAR

This is to inform all the teaching and non-teaching staff that we are going to conduct awareness program on E-Presentations on 10th June 2020. Details of the programme are furnished below kindly follow the schedule mentioned below. Class in charges of shall make sure that students actively participate in the programme.

1.	Title	:	Awareness program on E-presentations
2.	Domain	:	Career development program
3.	Speaker	:	Mrs. Sanchari Goswamy
4.	Date	:	10/06/2020
5.	Time	:	10:00 AM-12:00 PM
6.	Venue	:	Seminar Hall

PRINCIPAL

PRINCIPAL
Bharat Institute of Technology
Mangalpally (V), Ibrahimpatnam (M)
R.R. Dist. Pin: 501510

Vision

To build nation's one among the best centers of excellence engaged in providing overall pharmaceutical Education including training and research. Bharat Institute of technology (Pharmacy) firmly believes that right knowledge and ethical responsibility drives individual commitment for the service of mankind.

Mission

M1: To bring students India's best education, as combination of teaching theory and practical application of knowledge and research in pharmaceutical sciences in order to train them to many positions of leadership and responsibility in pharmaceutical industry in academic and health care sector.

M2: To impart education, in a conductive ambience as comprehensive as possible, with the support of modern technologies and pedagogic tools and thereby develop in the students the abilities and passions to work wisely, creatively and effectively for the betterment of society.

M3: to impart a value-based education, where the mind, body and the soul are holistically developed and major purpose of life is seen in the mankind and meeting the great challenges of the future.

Scanned with OKEN Scanner



BHARAT INSTITUTIONS

AWARENESS PROGRAM ONE-PRESENTATIONS

PRINCIPAL
Bharat Institute of Technology
Mangalpally (V), Ibrahimpatnam (M),
R.R. Dist - 501 510. Telangana.

Scanned with OKEN Scanner

Title : Awareness program on E-presentationsDomain: Career development skills

Speaker: Mrs. Sanchari GoswamiDate : 10/06/2020

Time : 10:00 AM-2:00 PM

Venue : Seminar Hall



OUR VISION AND MISSION

To build nation's one among the best centers of excellence engaged in providing overall pharmaceutical

Education including training and research. Bharat Institute of technology (Pharmacy) firmly believes that right knowledge and ethical responsibility drives individual commitment for the service of mankind.

PRINCIPAL
Bharat Institute of Technology
Mangalpally (V), Ibrahimpatnam (M),
R.R. Dist - 501 510, Telangana

Scanned with OKEN Scanner

BHARAT INSTITUTE OF TECHNOLOGY

Mangalpally, Ibrahimpatnam, R.R. District, PIN-501510

(Affiliated to JNTUH, Approved by AICTE and PCI, New Delhi. Accreditated by NAAC)

ATTENDANCE SHEET – AWARENESS PROGRAM ON E-PRESENTATIONS			
S. No	Name of the student	Roll Number	Signature
1.	AKKI REDDY KALYANI	18171R0003	Kalyani
2.	AMULA SWETHA	18171R0004	Swetha
3.	ARULMOLI JANANI	18171R0005	
4.	AYESHA JABEEN	18171R0006	Jabeen
5.	BAIKADI SHIVA PRASAD	18171R0007	Shiva
6.	BALRAM SHIVANI	18171R0008	Shivani
7.	BHUMIKA TIWARI	18171R0009	Tiwari
8.	BOLGUM GOPI KRISHNA GOUD	18171R0010	
9.	BUSSULAKARMA ANUSHA KUMARI	18171R0011	
10.	C ADITYA	18171R0012	Caditya
11.	Anne Rohan Poornender	18171T0001	
12.	Ainala Kavya	18171T0002	Kavya
13.	Alfiya Shaik Shabbir	18171T0003	Shaloshi
14.	Alugubelli Upendhar Reddy	18171T0004	Upendhar
15.	Aiyagari Naga Krishna Mallika	18171T0005	Mallika
16.	Attaluri Manisha	18171T0006	Manisha
17.	Baikan Kavya	18171T0007	Kavya
18.	Bayaram Shravya	18171T0008	
19.	Bharmavath Sirisha	18171T0009	Sirisha
20.	Chikkela Naveena	18171T0010	
21.	GORIGE RAMESH	18171R0023	Ramesh
22.	HAJERA NADIA	18171R0024	Nadia
23.	JADHAV SHRUTI UMESH	18171R0025	Shruthi
24.	KONKAYALA ABHILASH REDDY	18171R0026	Abhi
25.	KAGULA ASHOK	18171R0027	Ashok
26.	KANDAGATLA NAVEEN CHANDRA	18171R0028	Naveen

PRINCIPAL
Bharat Institute of Technology
Mangalpally (V), Ibrahimpatnam (M),
R.R. Dist - 501 510. Telangana.

Scanned with OKEN Scanner

BHARAT INSTITUTE OF TECHNOLOGY

Mangalpally, Ibrahimpatnam, R.R. District, PIN-501510

(Affiliated to JNTUH, Approved by AICTE and PCI, New Delhi. Accreditated by NAAC)

	KOMITTY SHETTY SRAVAN KUMAR	18171R0029	Sravankumar
28.	KALAM THRIVENI	18171R0030	Triveni
29.	KAYITI MANASA	18171R0031	Manasa
30.	KETHAVATH MANJULA	18171R0032	Manjula
31.	KUNAL BIYANI	18171R0033	
32.	MARRI ABHISHIEK	18171R0034	
33.	M.SUNIL KUMAR	18171R0035	
34.	MADDU DIVYA	18171R0036	Divya
35.	MANAL REECHA	18171R0037	Reecha
36.	MANDA BHARATH	18171R0038	Bharath
37.	MOHAMMED IRSHAD	18171R0039	
38.	MOHAMMED WAJEED	18171R0040	Wajeed.
39.	MEREDDY VAMSHIDHAR REDDY	18171R0041	
40.	MERGI ANIL JOSHI	18171R0042	
41.	MOREDDY SHIVA KUMAR	18171R0043	
42.	MOTAM SANTHOSH	18171R0044	Santhosh.
43.	MUDAVATH POOJA	18171R0045	
44.	MUMMADI SWATHI	18171R0046	Swathi.
45.	RAPELLY RAJESHWARI	18171R0055	
46.	RIZWANA BEGUM	18171R0056	

PRINCIPAL

Bharat Institute of Technology

Mangalpally (V), Ibrahimpatnam (M),

R.R. Dist - 501 510. Telangana.

Scanned with OKEN Scanner

BHARAT INSTITUTE OF TECHNOLOGY

Mangalpally, Ibrahimpatnam, R.R. District, PIN-501510

(Affiliated to JNTUH, Approved by AICTE and PCI, New Delhi. Accreditated by NAAC)

22/06/2021

CIRCULAR

This is to inform all the teaching and non-teaching staff that we are going to conduct an awareness Program on e-Magazines and publications on 25th June 2021. Details of the programme are furnished below kindly follow the schedule mentioned below. Class in charges of shall make sure that students actively participate in the programme.

1.	Title	:	Awareness Program on e-Magazines and publications
2.	Domain	:	Career Development Skills
3.	Speaker	:	Dr.P.Ramyasree
4.	Date	:	25.06.2021
5.	Time	:	02:00 PM-05:00 PM
6.	Venue	:	Seminar Hall

PRINCIPAL

PRINCIPAL
Bharat Institute of Technology
Mangalpally (V), Ibrahimpatnam (M)
R.R. Dist. Pin-501510

Vision

To build nation's one among the best centers of excellence engaged in providing overall pharmaceutical Education including training and research. Bharat Institute of technology (Pharmacy) firmly believes that right knowledge and ethical responsibility drives individual commitment for the service of mankind.

Mission

M1: To bring students India's best education, as combination of teaching theory and practical application of knowledge and research in pharmaceutical sciences in order to train them to many positions of leadership and responsibility in pharmaceutical industry in academic and health care sector.

M2: To impart education, in a conductive ambience as comprehensive as possible , with the support of modern technologies and pedagogic tools and thereby develop in the students the abilities and passions to work wisely , creatively and effectively for the betterment of society.

M3: to impart a value based education, where the mind, body and the soul are holistically developed and major purpose of life is seen in the mankind and meeting the great challenges of the future.

PRINCIPAL
Bharat Institute of Technology
Mangalpally (V), Ibrahimpatnam (M).
R.R. Dist - 501 510. Telangana.

Scanned with OKEN Scanner



AWARENESS PROGRAM ON E-MAGAZINES

Speaker: Dr. P. Ramyasree

Date : 25.06.2021

Time: 02:00 -05:00 PM

Venue : Seminar Hall

BHARAT INSTITUTE OF TECHNOLOGY

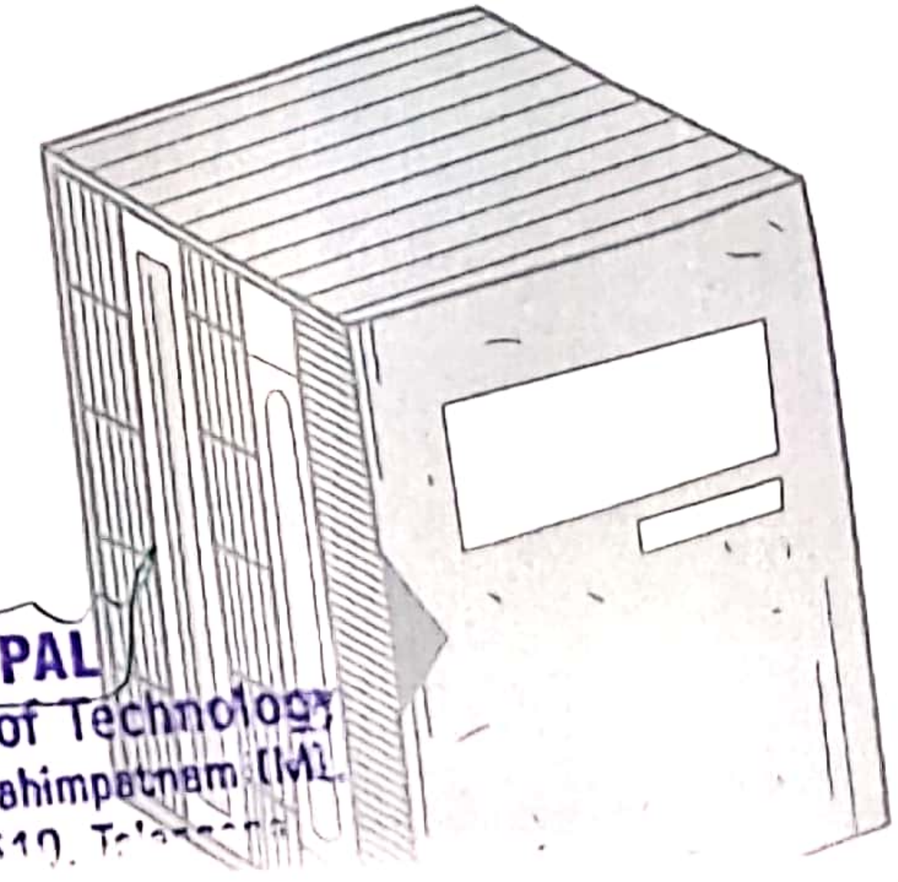

PRINCIPAL
Bharat Institute of Technology
Mangalpally (V), Ibrahimpatnam (M),
R.R. Dist. - 501 510, Telangana



About Our vision

To build nation's one among the best centers of excellence engaged in providing overall pharmaceutical Education including training and research. Bharat Institute of technology (Pharmacy) firmly believes that right knowledge and ethical responsibility drives individual commitment for the service of mankind.

PRINCIPAL
Bharat Institute of Technology
Mangalpally (V), Ibrahimpatnam (M).
R.R. Dist - 501 510. Telangana.

Scanned with OKEN Scanner

BHARAT INSTITUTE OF TECHNOLOGY

Mangalpally, Ibrahimpatnam, R.R. District, PIN-501510

(Affiliated to JNTUH, Approved by AICTE and PCI, New Delhi. Accreditated by NAAC)

ATTENDANCE SHEET – AWARENESS PROGRAM ON E-MAGAZINES			
S.No	**Name of the student**	**Roll Number**	**Signature**
1.	CHIRAMCHETTI SATHWIKA	18171T0011	Sathwika
2.	ANNE ROHAN POORNENDER	18171T0001	Poorna
3.	AINALA KAVYA	18171T0002	Kavya
4.	ALFIYA SHAIK SHABBIR	18171T0003	Shaik
5.	ALUGUBELLI UPENDHAR REDDY	18171T0004	Upendhar
6.	AIYAGARI NAGA KRISHNA MALLIKA	18171T0005	Naga
7.	ATTALURI MANISHA	18171T0006	Manisha
8.	BAIKAN KAVYA	18171T0007	Kavya
9.	BAYARAM SHRAVYA	18171T0008	Shravya
10.	BHARMAVATH SIRISHA	18171T0009	Sirisha
11.	CHIKKELA NAVEENA	18171T0010	Naveena
12.	Damera Kalyani	18171T0012	Kalyani
13.	Dara Sravan Kumar	18171T0013	Sravan
14.	Dupati Manasa	18171T0014	
15.	Fatima Syeda Atiya	18171T0015	Syeda
16.	Goshika Vaishnavi	18171T0016	
17.	S RANJITH REDDY	18171R0057	
18.	VARAGANTI SAIPRASANNA	18171R0058	Saiprasanna
19.	SHREEYA SALUNKE	18171R0059	Salunke
20.	SIRIGIRI BHARGAVI	18171R0060	Bhargavi
21.	SURIGALA SHIVA KUMAR	18171R0061	Shivakumar
22.	SURIGI PAVAN KALYAN	18171R0062	Pavan
23.	THRIPURAM AJANTHA REDDY	18171R0063	Ajantha
24.	TAMMINENI MALLIKHARJUNA REDDY	18171R0064	
25.	THAMMALI SIDDHARTHA	18171R0065	Siddhartha
26.	UMMELVAR PRATHIBHA	18171R0066	Prathibha
27.	VARIKUPPALA SWATI	18171R0067	Swathi

PRINCIPAL
Bharat Institute of Technology
Mangalpally (V), Ibrahimpatnam (M),

Scanned with OKEN Scanner

BHARAT INSTITUTE OF TECHNOLOGY

Mangalpally, Ibrahimpatnam, R.R. District, PIN-501510

(Affiliated to JNTUH, Approved by AICTE and PCI, New Delhi. Accreditated by NAAC)

28.	V.SHANKAR	18171R0068	
29.	VADTYA ARUN	18171R0069	
30.	VEMANI SHIRISHA	18171R0070	
31.	VEMULA SPANDANA	18171R0071	
32.	SUNIL WAGHMARE	18171R0072	
33.	YARAMALA SRINIVAS REDDY	18171R0073	
34.	YAMJALA RAVALI	18171R0074	
35.	GUJJALWAR PRAVEEN	18171R0075	
36.	MUZAMMIL MEHDI	18171R0076	
37.	AMBATI HARIKA	18171R0001	
38.	ARDHA JASHWANTH REDDY	18171R0002	
39.	AKKI REDDY KALYANI	18171R0003	
40.	AMULA SWETHA	18171R0004	
41.	ARULMOLI JANANI	18171R0005	
42.	AYESHA JABEEN	18171R0006	
43.	BAIKADI SHIVA PRASAD	18171R0007	
44.	BALRAM SHIVANI	18171R0008	
45.	BHUMIKA TIWARI	18171R0009	
46.	BOLGUM GOPI KRISHNA GOUD	18171R0010	
47.	BUSSULAKARMA ANUSHA KUMARI	18171R0011	
48.	C ADITYA	18171R0012	
49.	CHAPURI NIKHITA	18171R0013	
50.	CHILIVERI PRATHIBA VARSHINI	18171R0014	
51.	DARGI ANAND	18171R0015	
52.	DACHEPALLY DEEKSHITHA	18171R0016	
53.	DAPAVATH AMAR SINGH	18171R0017	
54.	DASARI DEVENDHAR	18171R0018	
55.	DASARI PAVAN KALYAN GOUD	18171R0019	
56.	DUVASI RAKESH	18171R0020	

PRINCIPAL
Bharat Institute of Technology
Mangalpally (V), Ibrahimpatnam (M),

Scanned with OKEN Scanner

BHARAT INSTITUTE OF TECHNOLOGY

Mangalpally, Ibrahimpatnam, R.R. District, PIN-501510

(Affiliated to JNTUH, Approved by AICTE and PCI, New Delhi. Accreditated by NAAC)

	EEDULA CHANDANA	18171R0021	Chandana
58.	GAJJALLA AKHILA	18171R0022	Akhila
59.	GORIGE RAMESH	18171R0023	Ramesh
60.	HAJERA NADIA	18171R0024	Nadia
61.	JADHAV SHRUTI UMESH	18171R0025	Shruti Umesh
62.	KONKAYALA ABHILASH REDDY	18171R0026	Abhilash Reddy

A.I.C. Mukherjee

PRINCIPAL
Bharat Institute of Technology
Mangalpally (V), Ibrahimpatnam (M),
R.R. Dist - 501 510. Telangana.

Scanned with OKEN Scanner

BHARAT INSTITUTE OF TECHNOLOGY

Approved by PCI & AICTE and affiliated to JNTUH
Mangalpally; Ibrahimpatnam, Telangana, 501510

CERTIFICATE OF PARTICIPATION

This certificate is presented to Mr./Ms ***CHIRAMCHETTI SATHWIKA***
for participating in ***Awareness Program on e-Magazines and publications***
conducted *on* ***25.06.2021***
at Bharat Institute of Technology , affiliated by JNTUH.

PRINCIPAL
Bharat Institute of Technology
Mangalpally (V), Ibrahimpatnam (M),
R.R. Dist - 501 510. Telangana.

Scanned with OKEN Scanner

CERTIFICATE OF PARTICIPATION

This certificate is presented to Mr./Ms ***ANNE ROHAN POORNENDER***
for participating in ***Awareness Program on e-Magazines and publications***
conducted *on* ***25.06.2021***
at Bharat Institute of Technology , affiliated by JNTUH.

PRINCIPAL
Bharat Institute of Technology
Mangalpally (V), Ibrahimpatnam (M),
R.R. Dist - 501 510. Telangana.

Scanned with OKEN Scanner

BHARAT INSTITUTE OF TECHNOLOGY

Approved by PCI & AICTE and affiliated to JNTUH
Mangalpally; Ibrahimpatnam, Telangana, 501510

CERTIFICATE OF PARTICIPATION

This certificate is presented to Mr./Ms ***ALFIYA SHAIK SHABBIR***
for participating in ***Awareness Program on e-Magazines and publications***
conducted *on* ***25.06.2021***
at Bharat Institute of Technology , affiliated by JNTUH.

PRINCIPAL
Bharat Institute of Technology
Mangalpally (V), Ibrahimpatnam (M),
R.R. Dist - 501 510. Telangana.

Scanned with OKEN Scanner

BHARAT INSTITUTE OF TECHNOLOGY

Approved by PCI & AICTE and affiliated to JNTUH
Mangalpally; Ibrahimpatnam, Telangana, 501510

CERTIFICATE OF PARTICIPATION

This certificate is presented to Mr./Ms ***ATTALURI MANISHA***
for participating in ***Awareness Program on e-Magazines and publications***
conducted *on* ***25.06.2021***
at Bharat Institute of Technology , affiliated by JNTUH.

PRINCIPAL
Bharat Institute of Technology
Mangalpally (V), Ibrahimpatnam (M),
R.R. Dist - 501 510. Telangana.

Scanned with OKEN Scanner

INSTITUTE OF TECHNOLOGY
Approved by PCI & AICTE and affiliated to JNTUH
Mangalpally; Ibrahimpatnam, Telangana, 501510

CERTIFICATE OF PARTICIPATION

This certificate is presented to Mr./Ms ***CHIKKELA NAVEENA***
for participating in ***Awareness Program on e-Magazines and publications***
conducted on 25.06.2021
at Bharat Institute of Technology , affiliated by JNTUH.

PRINCIPAL
Bharat Institute of Technology
Mangalpally (V), Ibrahimpatnam (M),
R.R. Dist - 501 510. Telangana.

Scanned with OKEN Scanner

BHARAT INSTITUTE OF TECHNOLOGY

Mangalpally, Ibrahimpatnam, R.R. District, PIN-501510

(Affiliated to JNTUH, Approved by AICTE and PCI, New Delhi. Accreditated by NAAC)

17/03/2021

CIRCULAR

This is to inform all the teaching and non-teaching staff that we are going to conduct awareness program on review publications on 18th March 2021. Details of the programme are furnished below kindly follow the schedule mentioned below. Class in charges of shall make sure that students actively participate in the programme.

1. Title : Awareness program on review publications
2. Domain : Career development program
3. Speaker : Dr. Kalyani
4. Date : 18/03/2021
5. Time : 10:00 AM-12:00 PM
6. Venue : Seminar Hall

PRINCIPAL

PRINCIPAL
Bharat Institute of Technology
Mangalpally (V), Ibrahimpatnam (M)
R.R. Dist. Pin: 501510

Vision

To build nation's one among the best centers of excellence engaged in providing overall pharmaceutical Education including training and research. Bharat Institute of technology (Pharmacy) firmly believes that right knowledge and ethical responsibility drives individual commitment for the service of mankind.

Mission

M1: To bring students India's best education, as combination of teaching theory and practical application of knowledge and research in pharmaceutical sciences in order to train them to many positions of leadership and responsibility in pharmaceutical industry in academic and health care sector.

M2: To impart education, in a conductive ambience as comprehensive as possible , with the support of modern technologies and pedagogic tools and thereby develop in the students the abilities and passions to work wisely , creatively and effectively for the betterment of society.

M3: to impart a value based education, where the mind, body and the soul are holistically developed and major purpose of life is seen in the mankind and meeting the great challenges of the future.

Scanned with OKEN Scanner

AWARENESS PROGRAM ON REVIEW PUBLICATIONS

BHARAT INSTITUTE OFTECHNOLOGY



OURKEYNOTESPEAKER
DR.KALYANI
ASSTPROFF.BIET
HYDERABAD(

DATE :18/03/2021

TIME :10:00AM-12:00PM

VENUE:SEMINARHALL

PRINCIPAL
Bharat Institute of Technology
Mangalpally (V), Ibrahimpatnam (M),

Scanned with OKEN Scanner

ABOUTOUR MISSIONANDVISION

Tobuildnation'soneamongthebestcentersof excellence engaged in providing overall pharmaceutical Education including training and research. BharatInstituteoftechnology(Pharmacy) firmly believes that right knowledge and ethical responsibility drives individual commitment for the service of mankind.

ENROLLMENTSAREOPEN

PRINCIPAL
Bharat Institute of Technology
Mangalpally (V), Ibrahimpatnam (M)...

Scanned with OKEN Scanner

BHARAT INSTITUTE OF TECHNOLOGY

Mangalpally, Ibrahimpatnam, R.R. District, PIN-501510

(Affiliated to JNTUH, Approved by AICTE and PCI, New Delhi. Accreditated by NAAC)

ATTENDANCE SHEET – AWARENESS PROGRAM ON REVIEW PUBLICATIONS			
S.No	**Name of the student**	**Roll Number**	**Signature**
1.	S RANJITH REDDY	18171R0057	
2.	VARAGANTI SAIPRASANNA	18171R0058	
3.	SHREEYA SALUNKE	18171R0059	
4.	SIRIGIRI BHARGAVI	18171R0060	
5.	SURIGALA SHIVA KUMAR	18171R0061	
6.	SURIGI PAVAN KALYAN	18171R0062	
7.	THRIPURAM AJANTHA REDDY	18171R0063	
8.	TAMMINENI MALLIKHARJUNA REDDY	18171R0064	
9.	THAMMALI SIDDHARTHA	18171R0065	
10.	UMMELVAR PRATHIBHA	18171R0066	
11.	VARIKUPPALA SWATI	18171R0067	
12.	V.SHANKAR	18171R0068	
13.	VADTYA ARUN	18171R0069	
14.	VEMANI SHIRISHA	18171R0070	
15.	VEMULA SPANDANA	18171R0071	
16.	SUNIL WAGHMARE	18171R0072	
17.	YARAMALA SRINIVAS REDDY	18171R0073	
18.	YAMJALA RAVALI	18171R0074	
19.	GUJJALWAR PRAVEEN	18171R0075	
20.	MUZAMMIL MEHDI	18171R0076	
21.	AMBATI HARIKA	18171R0001	
22.	ARDHA JASHWANTH REDDY	18171R0002	
23.	AKKI REDDY KALYANI	18171R0003	
24.	AMULA SWETHA	18171R0004	
25.	ARULMOLI JANANI	18171R0005	
26.	AYESHA JABEEN	18171R0006	
27.	BAIKADI SHIVA PRASAD	18171R0007	

PRINCIPAL
Bharat Institute of Technology
Mangalpally (V), Ibrahim

Scanned with OKEN Scanner

BHARAT INSTITUTE OF TECHNOLOGY

Mangalpally, Ibrahimpatnam, R.R. District, PIN-501510

(Affiliated to JNTUH, Approved by AICTE and PCI, New Delhi. Accreditated by NAAC)

	BALRAM SHIVANI	18171R0008	
29.	BHUMIKA TIWARI	18171R0009	
30.	BOLGUM GOPI KRISHNA GOUD	18171R0010	
31.	BUSSULAKARMA ANUSHA KUMARI	18171R0011	
32.	C ADITYA	18171R0012	
33.	CHAPURI NIKHITA	18171R0013	
34.	CHILIVERI PRATHIBA VARSHINI	18171R0014	
35.	DARGI ANAND	18171R0015	
36.	DACHEPALLY DEEKSHITHA	18171R0016	
37.	DAPAVATH AMAR SINGH	18171R0017	
38.	DASARI DEVENDHAR	18171R0018	
39.	DASARI PAVAN KALYAN GOUD	18171R0019	
40.	DUVASI RAKESH	18171R0020	
41.	EEDULA CHANDANA	18171R0021	
42.	GAJJALLA AKHILA	18171R0022	
43.	GORIGE RAMESH	18171R0023	
44.	HAJERA NADIA	18171R0024	
45.	JADHAV SHRUTI UMESH	18171R0025	
46.	KONKAYALA ABHILASH REDDY	18171R0026	
47.	KAGULA ASHOK	18171R0027	
48.	KANDAGATLA NAVEEN CHANDRA	18171R0028	
49.	KOMITTY SHETTY SRAVAN KUMAR	18171R0029	
50.	KALAM THRIVENI	18171R0030	
51.	KAYITI MANASA	18171R0031	
52.	KETHAVATH MANJULA	18171R0032	
53.	KUNAL BIYANI	18171R0033	
54.	MARRI ABHISHIEK	18171R0034	
55.	M.SUNIL KUMAR	18171R0035	
56.	MADDU DIVYA	18171R0036	

PRINCIPAL
Bharat Institute of Technology
Mangalpally (V), Ibrahimpatnam (M)
R.R. Dist. - 501

Scanned with OKEN Scanner

BHARAT INSTITUTE OF TECHNOLOGY

Mangalpally, Ibrahimpatnam, R.R. District, PIN-501510

(Affiliated to JNTUH, Approved by AICTE and PCI, New Delhi. Accreditated by NAAC)

	MANAL REECHA	18171R0037	Reecha
58.	MANDA BHARATH	18171R0038	Bharath
59.	MOHAMMED IRSHAD	18171R0039	Irshad
60.	MOHAMMED WAJEED	18171R0040	Wajeed
61.	MEREDDY VAMSHIDHAR REDDY	18171R0041	Vamshidhar
62.	MERGI ANIL JOSHI	18171R0042	Joshi
63.	MOREDDY SHIVA KUMAR	18171R0043	Shiva
64.	MOTAM SANTHOSH	18171R0044	Santhosh
65.	MUDAVATH POOJA	18171R0045	Pooja
66.	MUMMADI SWATHI	18171R0046	Swathi
67.	NADEEM	18171R0047	Nadeem
68.	PANDIRI PAVITRA	18171R0048	Pavitra
69.	PAMPARI JAGANNATH	18171R0049	Jagannath
70.	PANDI JHANSI	18171R0050	Jhansi
71.	PASHAM MAHESH REDDY	18171R0051	Mahesh
72.	PENTAPATI NAGA MAHALAXMI PRASANNA	18171R0052	Mahalaxmi
73.	RANGINENI SANATH KUMAR	18171R0053	Sanath
74.	RAILLA SWATHI	18171R0054	Swathi
75.	RAPELLY RAJESHWARI	18171R0055	Rajeshwari
76.	RIZWANA BEGUM	18171R0056	Begum

A.C. Mutyalu

PRINCIPAL
Bharat Institute of Technology
Mangalpally (V), Ibrahimpatnam (M),
R.R. Dist - 501 510. Telangana.

Scanned with OKEN Scanner

BHARAT INSTITUTE OF TECHNOLOGY

Mangalpally, Ibrahimpatnam, R.R. District, PIN-501510

(Affiliated to JNTUH, Approved by AICTE and PCI, New Delhi. Accreditated by NAAC)

16/01/2021

CIRCULAR

This is to inform all the teaching and non-teaching staff that we are going to conduct Awareness program on GPAT and PGECET on 18th January 2021. Details of the programme are furnished below kindly follow the schedule mentioned below. Class in charges of shall make sure that students actively participate in the programme.

1. Title : Awareness program on GPAT and PGECET
2. Domain : Awareness program on GPAT and PGECET
3. Speaker : Dr. Arifa Begum
4. Date : 18/01/2021
5. Time : 10:00 AM-12:00 PM
6. Venue : Seminar Hall

PRINCIPAL

PRINCIPAL
Bharat Institute of Technology
Mangalpally (V), Ibrahimpatnam (M)
R.R. Dist. Pin: 501510

Vision

To build nation's one among the best centers of excellence engaged in providing overall pharmaceutical Education including training and research. Bharat Institute of technology (Pharmacy) firmly believes that right knowledge and ethical responsibility drives individual commitment for the service of mankind.

Mission

M1: To bring students India's best education, as combination of teaching theory and practical application of knowledge and research in pharmaceutical sciences in order to train them to many positions of leadership and responsibility in pharmaceutical industry in academic and health care sector.

M2: To impart education, in a conductive ambience as comprehensive as possible , with the support of modern technologies and pedagogic tools and thereby develop in the students the abilities and passions to work wisely , creatively and effectively for the betterment of society.

M3: to impart a value based education, where the mind, body and the soul are holistically developed and major purpose of life is seen in the mankind and meeting the great challenges of the future.

Scanned with OKEN Scanner

Scanned with OKEN Scanner

AWARENESS PROGRAM ON GPAT & PGECET 2021

BHARAT INSTITUTIONS

IMPARTING VALUE BASED EDUCATION

GPAT

Graduate Pharmacy Aptitude Test

DATE: 18/01/2021

KEY NOTE SPEAKER: Dr. Arifa Begum

Venue: BIT Pharmacy seminar hall

Time: 10:00 AM - 12:00 PM

TELANGANA STATE PUBLIC SERVICE COMMISSION

PRINCIPAL
Bharat Institute of Technology
Mangalpally (V), Ibrahimpatnam

Scanned with OKEN Scanner

Our Vision

To build nation's one among the best centers of excellence engaged in providing overall pharmaceutical Education including training and research. Bharat Institute of technology (Pharmacy) firmly believes that right knowledge and ethical responsibility drives individual commitment for the service of mankind.

Registrations are open

PRINCIPAL
Bharat Institute of Technology
Mangalpally (V), Ibrahimpatnam (M),
R.R. Dist - 501 510. Telangana.

BHARAT INSTITUTE OF TECHNOLOGY

Mangalpally, Ibrahimpatnam, R.R. District, PIN-501510

(Affiliated to JNTUH, Approved by AICTE and PCI, New Delhi. Accreditated by NAAC)

ATTENDANCE SHEET – AWARENESS PROGRAM ON GPAT & PGECET			
S.No	**Name of the student**	**Roll Number**	**Signature**
1.	DUVASI RAKESH	18171R0020	
2.	EEDULA CHANDANA	18171R0021	
3.	GAJJALLA AKHILA	18171R0022	
4.	GORIGE RAMESH	18171R0023	
5.	HAJERA NADIA	18171R0024	
6.	JADHAV SHRUTI UMESH	18171R0025	
7.	KONKAYALA ABHILASH REDDY	18171R0026	
8.	KAGULA ASHOK	18171R0027	
9.	KANDAGATLA NAVEEN CHANDRA	18171R0028	
10.	KOMITTY SHETTY SRAVAN KUMAR	18171R0029	
11.	KALAM THRIVENI	18171R0030	
12.	VARAGANTI SAIPRASANNA	18171R0058	
13.	SHREEYA SALUNKE	18171R0059	
14.	SIRIGIRI BHARGAVI	18171R0060	
15.	SURIGALA SHIVA KUMAR	18171R0061	
16.	SURIGI PAVAN KALYAN	18171R0062	
17.	THRIPURAM AJANTHA REDDY	18171R0063	
18.	TAMMINENI MALLIKHARJUNA REDDY	18171R0064	
19.	THAMMALI SIDDHARTHA	18171R0065	
20.	UMMELVAR PRATHIBHA	18171R0066	
21.	VARIKUPPALA SWATI	18171R0067	
22.	V.SHANKAR	18171R0068	
23.	VADTYA ARUN	18171R0069	
24.	VEMANI SHIRISHA	18171R0070	
25.	VEMULA SPANDANA	18171R0071	
26.	SUNIL WAGHMARE	18171R0072	
27.	YARAMALA SRINIVAS REDDY	18171R0073	

PRINCIPAL
Bharat Institute of Technology
Mangalpally (V), Ibrahimpatnam (M),
R.R. Dist - 501 510

Scanned with OKEN Scanner

BHARAT INSTITUTE OF TECHNOLOGY

Mangalpally, Ibrahimpatnam, R.R. District, PIN-501510

(Affiliated to JNTUH, Approved by AICTE and PCI, New Delhi. Accreditated by NAAC)

	YAMJALA RAVALI	18171R0074	
29.	GUJJALWAR PRAVEEN	18171R0075	
30.	MUZAMMIL MEHDI	18171R0076	
31.	AMBATI HARIKA	18171R0001	
32.	ARDHA JASHWANTH REDDY	18171R0002	
33.	AKKI REDDY KALYANI	18171R0003	
34.	AMULA SWETHA	18171R0004	
35.	ARULMOLI JANANI	18171R0005	
36.	AYESHA JABEEN	18171R0006	
37.	BAIKADI SHIVA PRASAD	18171R0007	
38.	BALRAM SHIVANI	18171R0008	
39.	BHUMIKA TIWARI	18171R0009	
40.	BOLGUM GOPI KRISHNA GOUD	18171R0010	
41.	BUSSULAKARMA ANUSHA KUMARI	18171R0011	
42.	C ADITYA	18171R0012	
43.	CHAPURI NIKHITA	18171R0013	
44.	CHILIVERI PRATHIBA VARSHINI	18171R0014	
45.	DARGI ANAND	18171R0015	
46.	DACHEPALLY DEEKSHITHA	18171R0016	
47.	DAPAVATH AMAR SINGH	18171R0017	
48.	DASARI DEVENDHAR	18171R0018	
49.	DASARI PAVAN KALYAN GOUD	18171R0019	
50.	KAYITI MANASA	18171R0031	
51.	KETHAVATH MANJULA	18171R0032	
52.	KUNAL BIYANI	18171R0033	
53.	MARRI ABHISHIEK	18171R0034	
54.	M.SUNIL KUMAR	18171R0035	
55.	MADDU DIVYA	18171R0036	
56.	MANAL REECHA	18171R0037	

PRINCIPAL
Bharat Institute of Technology
Mangalpally (V), Ibrahimpatnam (M),
R.R. Dist - 501 510. Telangana.

BHARAT INSTITUTE OF TECHNOLOGY

Mangalpally, Ibrahimpatnam, R.R. District, PIN-501510

(Affiliated to JNTUH, Approved by AICTE and PCI, New Delhi. Accreditated by NAAC)

	MANDA BHARATH	18171R0038	Bharath
58.	MOHAMMED IRSHAD	18171R0039	Irshad
59.	MOHAMMED WAJEED	18171R0040	Wajeed
60.	MEREDDY VAMSHIDHAR REDDY	18171R0041	Vamshidhar
61.	MERGI ANIL JOSHI	18171R0042	
62.	K.ASHOK	18171R0027	

PRINCIPAL
Bharat Institute of Technology
Mangalpally (V), Ibrahimpatnam (M)...
R.R. Dist - 501 510. Telangana.

Scanned with OKEN Scanner

BHARAT
Institute of Engineering and Technology

NAAC Accredited; NBA Accredited for UG Programmes: CSE, ECE, EEE & ME
Approved by AICTE, New Delhi; Affiliated to JNTUH
Mangalpally, Ibrahimpatnam - 501 510, Hyderabad,Telangana

National Service Scheme

(Ministry of Youth Affairs And Sports Government of India)

AEMZVQ-CE000087

Certificate of Appreciation

This is to certify that **Ms.JE. Rachel Nivedita** of **Bharat Institute of Technology** have participated in the online quiz on COVID-19 Awareness Programme, this event is organized by **NSS-CELL, BHARAT INSTITUTE OF ENGINEERING AND TECHNOLOGY,** Mangalpalli, Ibrahimptnam, RR. District, Telangana, to create awareness about Novel Corona virus on **23-6-2020.**

NSS Programme Officer
T.Ramachandru, M.Tech.
Department of Mechanical Engineering

Principal
Dr.Rambabu V, Ph.D

BHARAT

Institute of Engineering and Technology

Mangalpally, Ibrahimpatnam - 501 510, Hyderabad, Telangana
NAAC Accredited; NBA Accredited for UG Programmes: CSE,EEE, ECE, & ME
Approved by AICTE, New Delhi; Affiliated to JNTUH

CERTICATE OF APPRECIATION

This is to certify that **Ms. JE Rachel Nivedita** from **Bharat Institute of Technology** has successfully completed **"Awareness Programme on Outcome Based Education (OBE)"** on **19-6-2020**, Organized by the **Internal Quality Assurance Cell (IQAC)**, Bharat Institute of Engineering and Technology (BIET), Hyderabad, Telangana.

Certificate Id: UCXFLU-CE000335

Dr. R.Madana Mohana
IQAC Coordinator, BIET

Dr. V.Rambabu
Principal, BIET

Scanned with OKEN Scanner

BHARAT

Institute of Engineering and Technology

Mangalpally, Ibrahimpatnam - 501 510, Hyderabad, Telangana
NAAC Accredited; NBA Accredited for UG Programmes: CSE,EEE, ECE, & ME
Approved by AICTE, New Delhi; Affiliated to JNTUH

CERTICATE OF APPRECIATION

his is to certify that **Ms. JE Rachel Nivedita** from **Bharat Institute of echnology** has successfully completed **"Awareness Programme on Outcome ased Education (OBE)"** on **19-6-2020**, Organized by the **Internal Quality ssurance Cell (IQAC)**, Bharat Institute of Engineering and Technology (BIET), yderabad, Telangana.

ficate Id: UCXFLU-CE000335

Dr. R.Madana Mohana
IQAC Coordinator, BIET

Dr. V.Rambabu
Principal, BIET

Scanned with OKEN Scanner

BHARAT

Institute of Engineering and Technology

NAAC Accredited; NBA Accredited for UG Programmes: CSE, ECE, EEE & ME

Approved by AICTE, New Delhi; Affiliated to JNTUH

Certificate of Appreciation

This is to certify that **Ms. JE Rachel Nivedita** from **Bharat Institute of Technology** has successfully completed **"Awareness Programme on National Board of Accreditation (NBA)"** on **19-6-2020**, Organized by the Department of Computer Science and Engineering, Bharat Institute of Engineering and Technology (BIET) under ISTE, CSI & ACM Professional Chapters.

Mr. Manohar Gosul
Co-ordinator

R. Madana Mohana

Dr. R. Madana Mohana
Professor & HOD, CSE

BHARAT
Institute of Engineering and Technology

NAAC Accredited; NBA Accredited for UG Programmes: CSE, ECE, EEE & ME
Approved by AICTE, New Delhi; Affiliated to JNTUH

Certificate of Appreciation

This is to certify that **Namratha Sunkara** from **Bharat Institute of Technology** has successfully completed **"Awareness Programme on National Assessment Accreditation Council (NAAC)"** on **19-6-2020**, Organized by the **Internal Quality Assurance Cell (IQAC)**, Bharat Institute of Engineering and Technology (BIET) under ISTE Chapter.

R. Madana Mohana

Dr. R. Madana Mohana
IQAC Coordinator, BIET

Vattikuti Babu

Dr. V. Rambabu
Principal, BIET

Certificate Id: 6KNRCK-CE000152

Scanned with OKEN Scanner

BHARAT
Institute of Engineering and Technology

NAAC Accredited; NBA Accredited for UG Programmes: CSE, ECE, EEE & ME
Approved by AICTE, New Delhi; Affiliated to JNTUH

Certificate of Appreciation

This is to certify that **Ms. JE Rachel Nivedita** from **Bharat Institute of Technology** has successfully completed **"Awareness Programme on National Assessment Accreditation Council (NAAC)"** on **15-6-2020**, Organized by the **Internal Quality Assurance Cell (IQAC)**, Bharat Institute of Engineering and Technology (BIET) under ISTE Chapter.

R. Madana Mohana

Dr. R. Madana Mohana
IQAC Coordinator, BIET

Vattikuti Rambabu

Dr. V. Rambabu
Principal, BIET

Scanned with OKEN Scanner

BHARAT
Institute of Engineering and Technology

NAAC Accredited; NBA Accredited for UG Programmes: CSE, ECE, EEE & ME
Approved by AICTE, New Delhi; Affiliated to JNTUH

Certificate of Appreciation

This is to certify that **Ms. JE Rachel Nivedita** from **Bharat Institute of Technology** has successfully completed **"Awareness Programme on National Assessment Accreditation Council (NAAC)"** on **15-6-2020**, Organized by the **Internal Quality Assurance Cell (IQAC)**, Bharat Institute of Engineering and Technology (BIET) under ISTE Chapter.

R. Madana Mohana

Dr. R. Madana Mohana
IQAC Coordinator, BIET

Vattharambabu

Dr. V. Rambabu
Principal, BIET

Scanned with OKEN Scanner

BHARAT INSTITUTE OF TECHNOLOGY

Mangalpally, Ibrahimpatnam, R.R. District, PIN-501510

(Affiliated to JNTUH, Approved by AICTE and PCI, New Delhi. Accreditated by NAAC)

04/03/2020

CIRCULAR

This is to inform all the teaching and non-teaching staff that a workshop is to be held on 4th March 2020. Details of the class are furnished below kindly follow the schedule mentioned below. Class in charges shall make sure that students actively participate in the programme.

1. Title : Workshop on ICT and smart learning
2. Domain: Computing skills
3. Speaker: Dr. Sri. T. Mohan Krishna (Global software skills training, Hyderabad)
4. Date : 04/03/2020
5. Time : 2:30 pm-3:30 pm
6. Venue : Seminar Hall

PRINCIPAL

PRINCIPAL
Bharat Institute of Technology
Mangalpally (V), Ibrahimpatnam (M)
R.R. Dist - 501 510. Telangana.

Vision

To build nation's one among the best centers of excellence engaged in providing overall pharmaceutical Education including training and research. Bharat Institute of technology (Pharmacy) firmly believes that right knowledge and ethical responsibility drives individual commitment for the service of mankind.

Mission

M1: To bring students India's best education, as combination of teaching theory and practical application of knowledge and research in pharmaceutical sciences in order to train them to many positions of leadership and responsibility in pharmaceutical industry in academic and health care sector.

M2: To impart education, in a conductive ambience as comprehensive as possible , with the support of modern technologies and pedagogic tools and thereby develop in the students the abilities and passions to work wisely , creatively and effectively for the betterment of society.

M3: to impart a value based education, where the mind, body and the soul are holistically developed and major purpose of life is seen in the mankind and meeting the great challenges of the future.

Scanned with OKEN Scanner

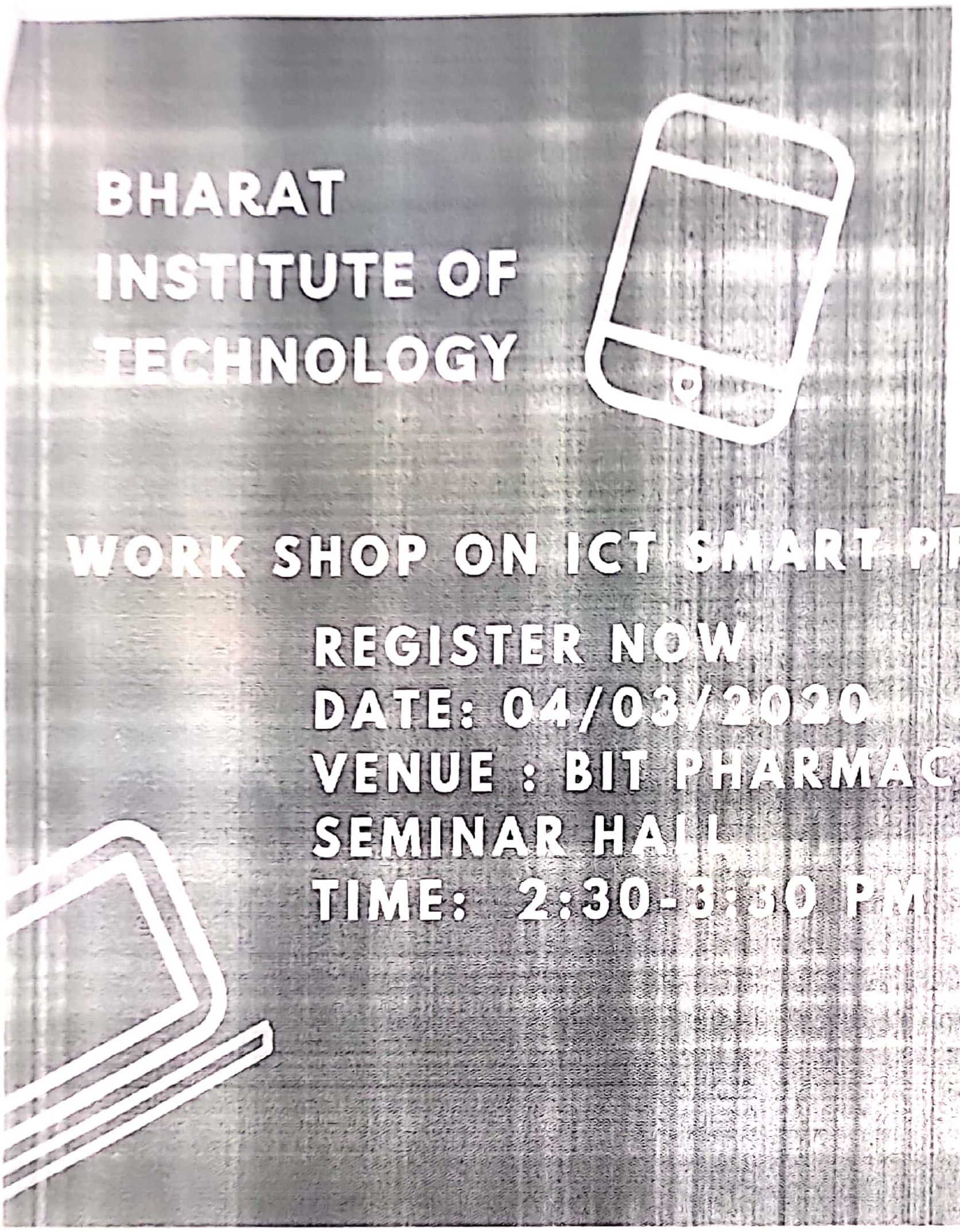

PRINCIPAL
Bharat Institute of Technology
Mangalpally (V), Ibrahimpatnam (M),
R.R. Dist - 501 510. Telangana.

OUR KEYNOTE SPEAKER:

DR. SRI. T. MOHAN KRISHNA (GLOBAL SOFTWARE SKILLS TRAINING, HYDERABAD)

VISION AND MISSION

To build nation's one among the best centers of excellence engaged in providing overall pharmaceutical Education including training and research. Bharat Institute of Technology (Pharmaceutical) believes that right knowledge and ethical responsibility drives individual commitment for the service of mankind. Mission



PRINCIPAL
Bharat Institute of Technology
Mangalpally (V), Ibrahimpatnam (M),
R.R. Dist - 501 510, Telangana.

BHARAT INSTITUTE OF TECHNOLOGY

Mangalpally, Ibrahimpatnam, R.R. District, PIN-501510

(Affiliated to JNTUH, Approved by AICTE and PCI, New Delhi. Accreditated by NAAC)

06/02/2020

CIRCULAR

This is to inform all the teaching and non-teaching staff that a guest lecture on a talk on physical fitness is to be held on 6th February 2020. Details of the class are furnished below kindly follow the schedule mentioned below. Class in charges shall make sure that students actively participate in the programme.

1. Title : A talk on physical fitness
2. Domain: Communication Skills
3. Speaker: Mr. Surendar Reddy (Physical Director BIET Hyderabad)
4. Date : 06/02/2020
5. Time : 2:30 pm-3:30 pm
6. Venue : Seminar Hall

PRINCIPAL

PRINCIPAL
Bharat Institute of Technology
Mangalpally (V), Ibrahimpatnam (M),
R.R. Dist - 501 510. Telangana.

Vision

To build nation's one among the best centers of excellence engaged in providing overall pharmaceutical Education including training and research. Bharat Institute of technology (Pharmacy) firmly believes that right knowledge and ethical responsibility drives individual commitment for the service of mankind.

Mission

M1: To bring students India's best education, as combination of teaching theory and practical application of knowledge and research in pharmaceutical sciences in order to train them to many positions of leadership and responsibility in pharmaceutical industry in academic and health care sector.

M2: To impart education, in a conductive ambience as comprehensive as possible , with the support of modern technologies and pedagogic tools and thereby develop in the students the abilities and passions to work wisely , creatively and effectively for the betterment of society.

M3: to impart a value based education, where the mind, body and the soul are holistically developed and major purpose of life is seen in the mankind and meeting the great challenges of the future.

PRINCIPAL

PRINCIPAL
Bharat Institute of Technology
Mangalpally (V), Ibrahimpatnam (M),
R.R. Dist - 501 510. Telangana.

Scanned with OKEN Scanner

BHARAT INSTITUTE OF TECHNOLOGY

BHARAT INSTITUTIONS
IMPARTING VALUE BASED EDUCATION

BUILD YOUR BODY

A TALK ON PHYSICAL FITNESS

OUR KEY NOTE SPEAKER

MR. SURENDAR REDDY
(PHYSICAL DIRECTOR
BIET HYDERABAD)

DATE: 06/02/2020

TIME : 2:30 PM-3:30 PM

VENUE : SEMINAR HALL

BUILD YOUR BODY AND BUILD YOUR LIFE!



Bharat Institute of Technology
Mangalpally (V), Ibrahimpatnam (M),
R.R. Dist - 501 510. Telangana.

BRING YOU
INTO THE BEST
SHAPE OF
YOUR LIFE

ABOUT OUR

MISSION AND VISION

To build nation's one among the best centers of excellence engaged in providing overall pharmaceutical Education including training and research. Bharat Institute of technology (Pharmacy) firmly believes that right knowledge and ethical responsibility drives individual commitment for the service of mankind.

ENROLLMENTS ARE OPEN

B.S.P.M.

Bharat Institute of Technology
Mangalpally M, Ibrahimpatnam (M),
R.R. Dist - 501 510. Telangana.

BHARAT INSTITUTE OF TECHNOLOGY

Mangalpally, Ibrahimpatnam, R.R. District, PIN-501510

(Affiliated to JNTUH, Approved by AICTE and PCI, New Delhi. Accreditated by NAAC)

11/12/2019

CIRCULAR

This is to inform all the teaching and non-teaching staff that a guest lecture on Communication Skills is to be held on 11th December 2019. Details of the class are furnished below kindly follow the schedule mentioned below. Class in charges shall make sure that students actively participate in the programme.

1. Title : Communication Skills
2. Speaker: Ms. Lakshmi Mantha **(Asst Prof. Osmania University. Hyderabad)**
3. Date : 11/12/2019
4. Time : 2:30 pm-3:30 pm
5. Venue : Seminar Hall

PRINCIPAL

PRINCIPAL
Bharat Institute of Technology
Mangalpally (V), Ibrahimpatnam (M),
R.R. Dist - 501 510. Telangana.

Vision

To build nation's one among the best centers of excellence engaged in providing overall pharmaceutical Education including training and research. Bharat Institute of technology (Pharmacy) firmly believes that right knowledge and ethical responsibility drives individual commitment for the service of mankind.

Mission

M1: To bring students India's best education, as combination of teaching theory and practical application of knowledge and research in pharmaceutical sciences in order to train them to many positions of leadership and responsibility in pharmaceutical industry in academic and health care sector.

M2: To impart education, in a conductive ambience as comprehensive as possible , with the support of modern technologies and pedagogic tools and thereby develop in the students the abilities and passions to work wisely , creatively and effectively for the betterment of society.

M3: to impart a value based education, where the mind, body and the soul are holistically developed and major purpose of life is seen in the mankind and meeting the great challenges of the future.

Scanned with OKEN Scanner

A GUEST LECTURE ON COMMUNICATION SKILLS

DATE: 11/12/2019
VENUE : BIT PHARMACY SEMINAR HALL
TIME: 2:30-3:30 PM

OUR KEY NOTE SPEAKER:
Lakshmi Mantha (Asst Prof. Osmania University, Hyderabad)

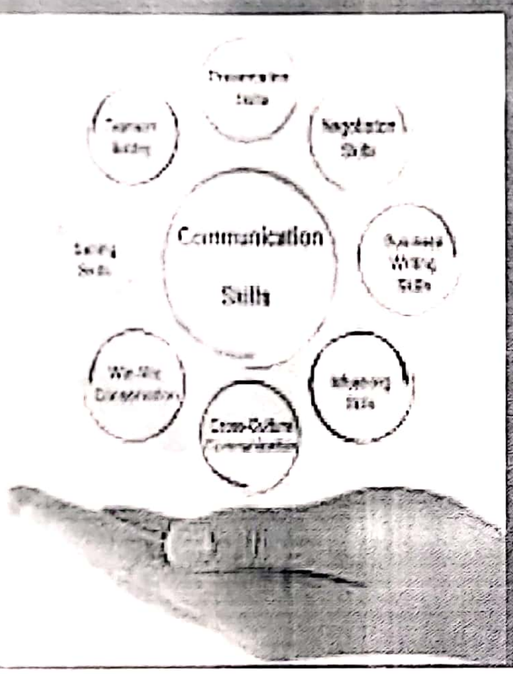

REGISTRATIONS ARE OPEN
WE EXPECT ACTIVE PARTICIPATION

BHARAT INSTITUTE OF TECHNOLOGY

BHARAT INSTITUTIONS

Bharat Institute of Technology
Mangalpally (V), Ibrahimpatnam (M),
R.R. Dist - 501 510, Telangana.



OUR MISSION AND VISION

To build nation's one among the best centers of excellence engaged in providing overall pharmaceutical Education including training and research. Bharat Institute of technology (Pharmacy) firmly believes that right knowledge and ethical responsibility drives individual commitment for the service of mankind.



B.S.Y.S.

PRINCIPAL
Bharat Institute of Technology
Mangalpally (V), Ibrahimpatnam (M),
R.R. Dist - 501 510. Telangana.

BHARAT INSTITUTE OF TECHNOLOGY

Mangalpally, Ibrahimpatnam, R.R. District, PIN-501510

(Affiliated to JNTUH, Approved by AICTE and PCI, New Delhi. Accreditated by NAAC)

24/10/2019

CIRCULAR

This is to inform all the teaching and non-teaching staff that guest lecture is conducted on soft skills development is to be held on 24th October 2020. Details of the class are furnished below kindly follow the schedule mentioned below. Class in charges shall make sure that students actively participate in the programme.

1. Title : Soft skills development
2. Speaker: Ms Lakshmi Mantha (Asst. Proffesor, Osmania University)
3. Date : 24/10/2019
4. Time : 2:30 pm-3:30 pm
5. Venue : Seminar Hall

PRINCIPAL

PRINCIPAL
Bharat Institute of Technology
Mangalpally (V), Ibrahimpatnam (M)
R.R. Dist - 501 510, Telangana

Vision

To build nation's one among the best centers of excellence engaged in providing overall pharmaceutical Education including training and research. Bharat Institute of technology (Pharmacy) firmly believes that right knowledge and ethical responsibility drives individual commitment for the service of mankind.

Mission

M1: To bring students India's best education, as combination of teaching theory and practical application of knowledge and research in pharmaceutical sciences in order to train them to many positions of leadership and responsibility in pharmaceutical industry in academic and health care sector.

M2: To impart education, in a conductive ambience as comprehensive as possible , with the support of modern technologies and pedagogic tools and thereby develop in the students the abilities and passions to work wisely , creatively and effectively for the betterment of society.

M3: to impart a value based education, where the mind, body and the soul are holistically developed and major purpose of life is seen in the mankind and meeting the great challenges of the future.

Scanned with OKEN Scanner

BHARAT INSTITUTE OF TECHNOLOGY

SOFT SKILLS DEVELOPMENT GUEST LECTURE 2019

DATE: 24/10/2019

VENUE: BIT PHARMACY SEMINAR HALL

TIME: 2:30-3:30 PM

Enroll today

BHARAT INSTITUTIONS

IMPARTING VALUE BASED EDUCATION

PRINCIPAL
Bharat Institute of Technology
Mangalpally (V), Ibrahimpatnam (M),
R.R. Dist - 501 510. Telangana.

Scanned with OKEN Scanner

Committed to nurturing students toward global growth.

Our MISSION AND VISION

To build nation's one among the best centers of excellence engaged in providing overall pharmaceutical Education including training and research. Bharat Institute of technology (Pharmacy) firmly believes that right knowledge and ethical responsibility drives individual commitment for the service of mankind.

KEY NOTE SPEAKER
MS LAKSHMI MANTHA
(ASST. PROFFESOR, OSMANIA UNIVERSITY)

Bharat Institute of Technology
Mangalpally (V), Ibrahimpatnam (M),
R.R. Dist - 501 510. Telangana.

Scanned with OKEN Scanner

BHARAT INSTITUTE OF TECHNOLOGY

Mangalpally, Ibrahimpatnam, R.R. District, PIN-501510

(Affiliated to JNTUH, Approved by AICTE and PCI, New Delhi. Accreditated by NAAC)

21/06/2019

CIRCULAR

This is to inform all the teaching and non-teaching staff that we are going to celebrate International Yoga Day on 21th June 2019. Details of the programme are furnished below kindly follow the schedule mentioned below. Class in charges shall make sure that students actively participate in the programme.

1. Title : International Yoga Day
2. Domain: Life Skills
3. Speaker: Swami bodhamayananda, Director, Vivekananda Institute of Human excellence
4. Date : 21/06/2019
5. Time : 10:00 am-11:30 pm
6. Venue : Seminar Hall

PRINCIPAL

PRINCIPAL
Bharat Institute of Technology
Mangalpally (V), Ibrahimpatnam (M).
R.R. Dist - 501 510. Telangana.

Vision

To build nation's one among the best centers of excellence engaged in providing overall pharmaceutical Education including training and research. Bharat Institute of technology (Pharmacy) firmly believes that right knowledge and ethical responsibility drives individual commitment for the service of mankind.

Mission

M1: To bring students India's best education, as combination of teaching theory and practical application of knowledge and research in pharmaceutical sciences in order to train them to many positions of leadership and responsibility in pharmaceutical industry in academic and health care sector.

M2: To impart education, in a conductive ambience as comprehensive as possible , with the support of modern technologies and pedagogic tools and thereby develop in the students the abilities and passions to work wisely , creatively and effectively for the betterment of society.

M3: to impart a value based education, where the mind, body and the soul are holistically developed and major purpose of life is seen in the mankind and meeting the great challenges of the future.

Scanned with OKEN Scanner

BHARAT INSTITUTE OF TECHNOLOGY

DATE : 21/06/2019

VENUE: BIT PHARMACY
SEMINAR HALL

TIME: 10:30 - 11:30 AM

INTERNATIONAL YOGA DAY 2019

PRINCIPAL
Bharat Institute of Technology
Mangalpally (V), Ibrahimpatnam (M),
R.R. Dist - 501 510. Telangana.

OUR VISION AND MISSION

To build nation's one among the best centers of excellence engaged In providing overall pharmaceutical Education including training and research. Bharat Institute of technology (Pharmacy) firmly believes that right knowledge and ethical responsibility drives individual commitment for the service of mankind.



TRAINING INCLUDE

Basic yoga and anatomy training

Advanced yoga training and anatomy training

Meditation & relaxation training

KEY SPEAKER

Swami bodhamayananda,
Director, Vivekananda Institute of Human excellence

ENROLLMENTS ARE OPEN

PRINCIPAL
Bharat Institute of Technology
Mangalpally (V), Ibrahimpatnam (M),
R.R. Dist - 501 510. Telangana.

BHARAT INSTITUTE OF TECHNOLOGY

Mangalpally, Ibrahimpatnam, R.R. District, PIN-501510

(Affiliated to JNTUH, Approved by AICTE and PCI, New Delhi. Accreditated by NAAC)

22/02/2019

CIRCULAR

This is to inform all the faculties and students that we are conducting a Webinar on Pharmacovigilance on 23/02/2019 so all the students must participate in this event and all the classes and year are furnished below kindly follow the schedule mentioned below. Class in charge shall make sure that students actively participate in the programme.

1. Name of the Event: Webinar on Pharmacovigilance
2. Supporting Team : IQAC
3. Date : 23/02/2019
4. Time : 10:00 am-01:30 pm
5. Venue : Seminar hall

PRINCIPAL

Bharat Institute of Technology
Mangalpally (V), Ibrahimpatnam (M),
R.R. Dist - 501 510. Telangana.

Vision

To build nation's one among the best centers of excellence engaged in providing overall pharmaceutical Education including training and research. Bharat Institute of technology (Pharmacy) firmly believes that right knowledge and ethical responsibility drives individual commitment for the service of mankind.

Mission

M1: To bring students India's best education, as combination of teaching theory and practical application of knowledge and research in pharmaceutical sciences in order to train them to many positions of leadership and responsibility in pharmaceutical industry in academic and health care sector.

M2: To impart education, in a conductive ambience as comprehensive as possible , with the support of modern technologies and pedagogic tools and thereby develop in the students the abilities and passions to work wisely , creatively and effectively for the betterment of society.

M3: to impart a value based education, where the mind, body and the soul are holistically developed and major purpose of life is seen in the mankind and meeting the great challenges of the future.

BHARAT INSTITUTE OF TECHNOLOGY

Mangalpally (V), Ibrahimpatnam (M), R. R. District (AP) – 501510
(Approved by AICTE & PCI, New Delhi and Affiliated to JNTUH, Hyderabad)
Sponsored by: CHMR EDUCATIONAL SOCIETY
Phone: 08414-252645, e-mail: bitpharm@yahoo.com

Guest lecture on "**Pharmacovigilance**" by **Dr. Sathish Mothkuri**, Manager, Novartis on 23/02/2019.

S.No.	Name of the student	Course	Year	Feedback/comments	Signature
1.	Sana Tarannum	Pharm D.	IV	Excellent	
2.	G. Thejaswi	PharmD	IV	Good	
3.	B. Ravali	"	"	Good	
4	S. Nikshiptha.	PharmD	III	Good	
5.	M. Archana	Pharm.D	III	Good	
6.	SAFOORA BANU	Pharm-D	3rd yr	Good.	
7.	SAMEENA BEGUM	PHARM-D	3rd year	Excellent	
8	Saritha. k	B.Pharm	3rd years	Excellent	
9.	Rajeshwari.	"	III years.	Excellent	
10	P Jyothi	"	"	Excellent	
11.	Yogeshwari	"	"	Good.	
12	Nikita Sannani	Pharm D	IV	Excellent	
13	Grasima	Pharm D	IV	Good	
14.	MD. Omer	Pharm D	IV	Excellent	
15.	B Jagadeesh	B.pharm.	IV	Good,	
16.	N. Mandeep	B.pharm	III rd	Excellent	
17.	Nikhil	B.pharm	III rd	Excellent	
18.	Shiva reddy	"	"	"	
19.	Riyaz.	"	"	"	

Principal
Bharat Institute of Technology
Mangalpally (V), Ibrahimpatnam (M)

BHARAT INSTITUTE OF TECHNOLOGY

Mangalpally (V), Ibrahimpatnam (M), R. R. District (AP) – 501510
(Approved by AICTE & PCI, New Delhi and Affiliated to JNTUH, Hyderabad)
Sponsored by: CHMR EDUCATIONAL SOCIETY
Phone: 08414-252645, e-mail: bitpharm@yahoo.com

Guest lecture on "**Pharmacovigilance**" by **Dr. Sathish Mothkuri**, Manager, Novartis on 23/02/2019.

S.No.	Name of the student	Course	Year	Feedback/comments	Signature
1.	S. Anusha	PharmD	2013	Interesting, information gaining session	S Anusha
2.	V. Kavitha	PharmD	2013	Informative, Interesting	V. Kavitha
3.	P.N. Shrushta	PharmD	2013	Informative, Diverse subjects.	Shrushta.
4.	R. Sai Jyothsna	PharmD	2013	Informative	Jyothsna
5.	P. Anurya	PharmD	2013	Informative	

Bharat Institute of Technology
Mangalpally (V), Ibrahimpatnam (M)
R.R. Dist. - 501 510. Telangana

BHARAT INSTITUTE OF TECHNOLOGY

Mangalpally (V), Ibrahimpatnam (M), R. R. District (AP) – 501510
(Approved by AICTE & PCI, New Delhi and Affiliated to JNTUH, Hyderabad)
Sponsored by: CHMR EDUCATIONAL SOCIETY
Phone: 08414-252645, e-mail: bitpharm@yahoo.com

Guest lecture on "**Pharmacovigilance**" by **Dr. Sathish Mothkuri**, Manager, Novartis on 23/02/2019.

S.No.	Name of the student	Course	Year	Feedback/comments	Signature
1.	A. Pranay Rao	Pharm D	VI	Very good / very helpful for interviews & career.	[signature]
2.	T. Rajitha Sree	Pharm D	VI	Great Guidance for career initiation.	[signature]
3.	Y. Shiva Nandhini	Pharm. D	VI	Very good / Comprehensive lecture	Shiva Nandhini
4.	D. Shivani	Pharm-D	VI	very helpful	Shivani.
5.	S. Rajini Kanth Reddy	Pharm. D	VI	Very helpful	[signature]
6.	Sharath	Pharm D	6th	Good	[signature]
7.	S.V. Jaya Sridevi	Pharm-D	VI	Helpful	Jayasri
8.	P. Anubya	Pharm-D	6th	Helpful	[signature]
9.	B. Sahi Sri	Pharm. D	IIIrd	Helpful, [illegible]	Sahi Sri
10.	P. Anusha Reddy	Pharm. D	III	Good Guidance, helpful for career.	P. Anusha Reddy
11.	R. Sparsha Reddy	Pharm D	IIIrd	Very good and helpful	[signature]
12.	SREE REDDY. O	Pharm D	IIIrd year	Helpful for Career, [illegible]	[signature]
13.	SUMERA ERAM	Pharm D	IVth yr	Good	[signature]
14.	Adeeba Sana	Pharm D	IVth yr	Good	Sana.
15.	Alekhya	Pharm-D	IVth yr	Good	[signature]
16	G. SRI TEJA	PHARM-D	IV	Helpful	[signature]

[signature]
PRINCIPAL
Bharat Institute of Technology
Mangalpally (V), Ibrahimpatnam (M)
R.R. Dist - 501 510, Telangana

BHARAT INSTITUTE OF TECHNOLOGY

Mangalpally (V), Ibrahimpatnam (M), R. R. District (AP) – 501510
(Approved by AICTE & PCI, New Delhi and Affiliated to JNTUH, Hyderabad)
Sponsored by: CHMR EDUCATIONAL SOCIETY
Phone: 08414-252645, e-mail: bitpharm@yahoo.com

Guest lecture on "**Pharmacovigilance**" by **Dr. Sathish Mothkuri**, Manager, Novartis on 23/02/2019.

S.No.	Name of the student	Course	Year	Feedback/comments	Signature
1.	Deepthi	PharmD	V	Informative	
2	Pratyusha Sigi	PharmD	V	Motivational	
3.	Sohera Sahi	PharmD	V	Informative	
4.	C. AKHILA REDDY	Pharm.D	IV	Motivational	
5.	SALMA TASNEEM	P-D	IV	GOOD	
6.	Eram Sarosh	PharmD	IV	Informative	
7.	P Anusha	PharmD	IV	Informative	
8.	M. Lahasika	PharmD	4th yr	Informative	
9.	Maheshwari	PharmD	4th yrs	Excellent	
10.	G. Sriteja	PharmD	4th yrs	very informative	
11	MOHAMMED ABDUL SAMAD	PHarmD	4th yr	Average	
12	MD. BILAL	PharmD	4th year	Can be made more informative & interesting if ~~presentation~~ ppt employed.	
13	Mirza	M.pharm	I yr	Yup Informative	

PRINCIPAL
Bharat Institute of Technology
Mangalpally (V), Ibrahimpatnam (M),
R.R. Dist - 501 510. Telangana.

BHARAT INSTITUTE OF TECHNOLOGY

Mangalpally (V), Ibrahimpatnam (M), R. R. District (AP) – 501510
(Approved by AICTE & PCI, New Delhi and Affiliated to JNTUH, Hyderabad)
Sponsored by: CHMR EDUCATIONAL SOCIETY
Phone: 08414-252645, e-mail: bitpharm@yahoo.com

Guest lecture on **"Pharmacovigilance"** by **Dr. Sathish Mothkuri**, Manager, Novartis on 23/02/2019.

S.No.	Name of the student	Course	Year	Feedback/comments	Signature
1	CH. Harish	pharm.D	3rd	good.	CH. Harish
2	V. SAIKIRAN	PHARM-D	3rd	GOOD	Saikiran
3	C. HARSHAVARDHAN REDDY	Pharmd	3rd	good	Harshavardhan
4	Rakesh Babu	Pharm-D	3rd	Good	Rakesh
5	T. Mounika	Pharm-D	3rd	GOOD	Mounika
6	P. Soree Vani	pharmD	3rd	Good	Vani
7	M. Anusha	pharmD	3rd	Good	Anusha
8	G. Sri teja	pharmD	IV	Informative	Sriteja.

PRINCIPAL
Bharat Institute of Technology
Mangalpally (V), Ibrahimpatnam (M)
R.R. Dist - 501 510. Telangana.

BHARAT INSTITUTE OF TECHNOLOGY

Mangalpally (V), Ibrahimpatnam (M), R. R. District (AP) – 501510
(Approved by AICTE & PCI, New Delhi and Affiliated to JNTUH, Hyderabad)
Sponsored by: CHMR EDUCATIONAL SOCIETY
Phone: 08414-252645, e-mail: bitpharm@yahoo.com

Guest lecture on "**Pharmacovigilance**" by **Dr. Sathish Mothkuri**, Manager, Novartis on 23/02/2019.

S.No.	Name of the student	Course	Year	Feedback/comments	Signature
1	Goutham	pharm D	VI	Good.	
2.	Mounika.	B.pharm	III	Good	
3.	Surender	Pharm D	VI	Good	
4.	Nikhil	pharm D	VI	Good	
5.	Ravi kumar	pharm D	VI	Good	
6.	Sowmya	pharm D	VI	Good	
7.	krishna	m.pharm	I	Good	
8	Ziyauddin	m.pharm	I	Good	
9.	Marina	B.pharm	IV	Good	
10.	Ashok.	M.pharm	II	Good	
11.	Reshma	M.pharm	II	Good	
12.	Anusha	B.pharm	IV	Good	
13.	Nikilesh	pharm D	VI	Good	
14.	Sahitya	pharm D	VI	Good	
15.	kamal	pharm D	VI	Good	

Principal
Bharat Institute of Technology
Mangalpally (V), Ibrahimpatnam (M),
R.R. Dist - 501 510, Telangana.

BHARAT INSTITUTE OF TECHNOLOGY

Mangalpally, Ibrahimpatnam, R.R. District, PIN-501510

(Affiliated to JNTUH, Approved by AICTE and PCI, New Delhi. Accreditated by NAAC)

10/12/2018

CIRCULAR

This is to inform all the teaching and non-teaching staff that a guest lecture on a talk on physical fitness is to be held on 10/12/2018 . Details of the class are furnished below kindly follow the schedule mentioned below. Class in charges shall make sure that students actively participate in the programme.

1. Title : A talk on physical fitness
2. Domain: Life Skills
3. Speaker: Mr. Surendar Reddy **(Physical Director BIET Hyderabad)**
4. Date : 10/12/2018
5. Time : 2:30 pm-3:30 pm
6. Venue : Seminar Hall

PRINCIPAL

PRINCIPAL
Bharat Institute of Technology
Mangalpally (V), Ibrahimpatnam (M)
R.R. Dist - 501 510. Telangana.

Vision

To build nation's one among the best centers of excellence engaged in providing overall pharmaceutical Education including training and research. Bharat Institute of technology (Pharmacy) firmly believes that right knowledge and ethical responsibility drives individual commitment for the service of mankind.

Mission

M1: To bring students India's best education, as combination of teaching theory and practical application of knowledge and research in pharmaceutical sciences in order to train them to many positions of leadership and responsibility in pharmaceutical industry in academic and health care sector.

M2: To impart education, in a conductive ambience as comprehensive as possible , with the support of modern technologies and pedagogic tools and thereby develop in the students the abilities and passions to work wisely , creatively and effectively for the betterment of society.

M3: to impart a value based education, where the mind, body and the soul are holistically developed and major purpose of life is seen in the mankind and meeting the great challenges of the future.

Scanned with OKEN Scanner

A TALK ON PHYSICAL FITNESS

VENUE: SEMINAR HALL
BHARAT INSTITUTE OF TECHNOLOGY – PHARMACY
FROM 2:30–3:30 PM

MARK THE DATE

10/12/2018

BHARAT INSTITUTE OF TECHNOLOGY PHARMACY SEMINAR HALL

BHARAT INSTITUTE OF TECHNOLOGY

PRINCIPAL
Bharat Institute of Technology
Mangalpally (V), Ibrahimpatnam (M),
R.R. Dist - 501 510. Telangana.

Scanned with OKEN Scanner

OUR VISION AND MISSION

To build nation's one among the best centers of excellence engaged in providing overall pharmaceutical Education including training and research. Bharat Institute of technology (Pharmacy) firmly believes that right knowledge and ethical responsibility drives individual commitment for the service of mankind

OUR KEY NOTE SPEAKER OF THE DAY :

Mr. Surendar Reddy (Physical Director BIET Hyderabad)

OUT COMES:

AWARENESS ON PHYSICAL FITNESS

TUDENT ENROLLMENTS ARE OPEN KINDLY AVAIL THE OPPORTUNITY

PRINCIPAL
Bharat Institute of Technology
Mangalpally (V), Ibrahimpatnam (M),
R.R. Dist - 501 510. Telangana.

Scanned with OKEN Scanner

BHARAT INSTITUTE OF TECHNOLOGY

Mangalpally, Ibrahimpatnam, R.R. District, PIN-501510

(Affiliated to JNTUH, Approved by AICTE and PCI, New Delhi. Accreditated by NAAC)

10/10/2018

CIRCULAR

This is to inform all the teaching and non-teaching staff that a guest lecture on Communication Skills is to be held on 10th October 2018. Details of the class are furnished below kindly follow the schedule mentioned below. Class in charges shall make sure that students actively participate in the programme.

1. Title : Communication Skills
2. Speaker: Ms. Lakshmi Mantha **(Asst Prof. Osmania University. Hyderabad)**
3. Date : 10/10/2018
4. Time : 1:30 PM-2:30 PM
5. Venue : Seminar Hall

PRINCIPAL

PRINCIPAL
Bharat Institute of Technology
Mangalpally (V), Ibrahimpatnam (M),
R.R. Dist - 501 510. Telangana.

Vision

To build nation's one among the best centers of excellence engaged in providing overall pharmaceutical Education including training and research. Bharat Institute of technology (Pharmacy) firmly believes that right knowledge and ethical responsibility drives individual commitment for the service of mankind.

Mission

M1: To bring students India's best education, as combination of teaching theory and practical application of knowledge and research in pharmaceutical sciences in order to train them to many positions of leadership and responsibility in pharmaceutical industry in academic and health care sector.

M2: To impart education, in a conductive ambience as comprehensive as possible , with the support of modern technologies and pedagogic tools and thereby develop in the students the abilities and passions to work wisely , creatively and effectively for the betterment of society.

M3: to impart a value based education, where the mind, body and the soul are holistically developed and major purpose of life is seen in the mankind and meeting the great challenges of the future.

Scanned with OKEN Scanner

BHARAT INSTITUTE OF TECHNOLOGY

A GUEST LECTURE ON COMMUNICATION SKILLS

SPEAKER:

Ms. Lakshmi Mantha
Asst. Prof Osmania university

DATE AND VENUE

10/10/2018
BIT PHARMACY SEMINAR HALL FROM 1:30-2:30 PM

PRINCIPAL
Bharat Institute of Technology
Mangalpally (V), Ibrahimpatnam (M),
R.R. Dist - 501 510, Telangana.

Scanned with OKEN Scanner

OUR VISION AND MISSION

To build nation's one among the best centers of excellence engaged in providing overall pharmaceutical Education including training and research. Bharat Institute of technology (Pharmacy) firmly believes that right knowledge and ethical responsibility drives individual commitment for the service of mankind.

AVAIL THE OPPERTUNITY
REGISTRATIONS ARE OPEN

PHARMD
Bharat Institute of Technology
Mangalpelly (V), Ibrahimpatnam (M).
R.R. Dist - 501 510. Telangana.

Scanned with OKEN Scanner

BHARAT INSTITUTE OF TECHNOLOGY

Mangalpally, Ibrahimpatnam, R.R. District, PIN-501510

(Affiliated to JNTUH, Approved by AICTE and PCI, New Delhi. Accreditated by NAAC)

09/08/2018

CIRCULAR

This is to inform all the teaching and non-teaching staff that guest lecture is conducted on soft skills development is to be held on 9th August 2018. Details of the class are furnished below kindly follow the schedule mentioned below. Class in charges shall make sure that students actively participate in the programme.

1. Title : Soft skills development
2. Domain: Soft skills
3. Speaker: Dr. Jagannatha Rao (Soft Skills trainer Benguluru)
4. Date : 09/08/2018
5. Time : 1:30 pm-2:30 pm
6. Venue : Seminar Hall

PRINCIPAL

Bharat Institute of Technology
Mangalpally (V), Ibrahimpatnam (M).
R.R. Dist - 501 510. Telangana.

Vision

To build nation's one among the best centers of excellence engaged in providing overall pharmaceutical Education including training and research. Bharat Institute of technology (Pharmacy) firmly believes that right knowledge and ethical responsibility drives individual commitment for the service of mankind.

Mission

M1: To bring students India's best education, as combination of teaching theory and practical application of knowledge and research in pharmaceutical sciences in order to train them to many positions of leadership and responsibility in pharmaceutical industry in academic and health care sector.

M2: To impart education, in a conductive ambience as comprehensive as possible , with the support of modern technologies and pedagogic tools and thereby develop in the students the abilities and passions to work wisely , creatively and effectively for the betterment of society.

M3: to impart a value based education, where the mind, body and the soul are holistically developed and major purpose of life is seen in the mankind and meeting the great challenges of the future.

Scanned with OKEN Scanner

20

APRIL

2018

PLACE OF THE EVENT
BHARAT INSTITUTE OF TECHNOLOGY

GUEST LECTURE ON SOFT SKILLS DEVELOPMENT

SPEAKER: DR JAGANNATHA RAO
SOFT SKILLS TRAINER
BENGULURU

BHARAT INSTITUTIONS
ATTAINING VALUE BASED EDUCATION

D.S.V.H.
PRINCIPAL
Bharat Institute of Technology
Mangalpally (V), Ibrahimpatnam (M),
R.R. Dist - 501 510, Telangana.

Scanned with OKEN Scanner

OUR VISION AND MISSION

TO BUILD NATION'S ONE AMONG THE BEST CENTERS OF EXCELLENCE ENGAGED IN PROVIDING OVERALL PHARMACEUTICAL EDUCATION INCLUDING TRAINING AND RESEARCH. BHARAT INSTITUTE OF TECHNOLOGY (PHARMACY) FIRMLY BELIEVES THAT RIGHT KNOWLEDGE AND ETHICAL RESPONSIBILITY DRIVES INDIVIDUAL COMMITMENT FOR THE SERVICE OF MANKIND.

MISSION

AVAIL THE WONDER FULL OPPERTUNITY TO ENHANCE YOUR SKILLS

REGISTRATIONS ARE OPEN

PRINCIPAL
Bharat Institute of Technology
Mangalpally (V), Ibrahimpatnam (M),
R.R. Dist - 501 510, Telangana.

Scanned with OKEN Scanner

3.2.2 Supporting Data

RITERIA – III RESEARCH INNOVATION AND EXTENSION

2.2 - Number of workshops/seminars conducted on Research Methodology, Intellect
:operty Rights (IPR) and entrepreneurship during the year

BHARAT INSTITUTE OF ENGINEERING AND TECHNOLOGY

Approved by AICTE, Accredited by NBA & Affiliated to JNTUH,Ibrahimpatnam - 501 510, Hyderabad, Telangana
Website: www.biet.ac.in, Email: icmrseminar@biet.ac.in

Indian Council for Medical Research(ICMR) Sponsored Two - Days National Level Seminar

On

"DEEP LEARNING FOR CANCER DIAGNOSIS USING PYTHON

29th & 30th June, 2018

Organized by:

Department of Computer Science and Engineering

CERTIFICATE

This is to certify that Dr./Mr./Ms./....Dr. M. Kiranmai, B.Pharmacy)..... has partic
in Indian Council for Medical Research(ICMR) Sponsored Two - Days National Level Semir
"Deep Learning For Cancer Diagnosis Using Python" conducted during 29th & 30th June, 20
the Department of Computer Science and Engineering., Bharat Institute of Engineering & Techn
Ibrahimpatnam, Rangareddy Dist.Telangana

Dr. J.R.VIJENY
CONVENER & ORGANIZING SECRETARY

Dr. E. VENKAT REDDY
PRINCIPAL

PRINCIPAL
Bharat Institute of Technology
Mangalpally (V), Ibrahimpatnam (M).
R.R. Dist - 501 510. Telangana.

Scanned with OKEN Scanner

BHARAT INSTITUTE OF ENGINEERING AND TECHNOLOGY

Approved by AICTE, Accredited by NBA & Affiliated to JNTUH,Ibrahimpatnam - 501 510, Hyderabad, Telangana

Website: www.biet.ac.in, Email: icmrseminar@biet.ac.in

Indian Council for Medical Research(ICMR) Sponsored Two - Days National Level Seminar

On

"DEEP LEARNING FOR CANCER DIAGNOSIS USING PYTHON"

29th & 30th June, 2018

Organized by:

Department of Computer Science and Engineering

CERTIFICATE

This is to certify that Dr./Mr./Ms./..Dr. Cr. Sumalatha BIT (Pharmacy)..... has participa in Indian Council for Medical Research(ICMR) Sponsored Two - Days National Level Seminar "**Deep Learning For Cancer Diagnosis Using Python**" conducted during 29th & 30th June, 2018 the Department of Computer Science and Engineering , Bharat Institute of Engineering & Technolc Ibrahimpatnam, Rangareddy Dist.Telangana

E. VENKAT REDDY

PRINCIPAL

BHARAT INSTITUTE OF ENGINEERING AND TECHNOLOGY

Approved by AICTE, Accredited by NBA & Affiliated to JNTUH,Ibrahimpatnam - 501 510, Hyderabad, Telangana
Website: www.biet.ac.in, Email: icmrseminar@biet.ac.in

Indian Council for Medical Research(ICMR) Sponsored Two - Days National Level Seminar

On

"DEEP LEARNING FOR CANCER DIAGNOSIS USING PYTHON"

29th & 30th June, 2018

Organized by:

Department of Computer Science and Engineering

CERTIFICATE

This is to certify that Dr./Mr./Ms./Nirmala Bharathi S., B.I.T. (Pharmacy)..... has participated in Indian Council for Medical Research(ICMR) Sponsored Two - Days National Level Seminar on "Deep Learning For Cancer Diagnosis Using Python" conducted during 29th & 30th June, 2018 by the Department of Computer Science and Engineering , Bharat Institute of Engineering & Technology, Ibrahimpatnam, Rangareddy Dist.Telangana

30/6/18

Dr. J.R. JENY
CONVENER & ORGANIZING SECRETARY

Dr. E. VENKAT REDDY
PRINCIPAL

Scanned with OKEN Scanner

BHARAT INSTITUTE OF ENGINEERING AND TECHNOLOGY

Approved by AICTE, Accredited by NBA & Affiliated to JNTUH,Ibrahimpatnam - 501 510, Hyderabad, Telangana
Website: www.biet.ac.in, Email: icmrseminar@biet.ac.in

Indian Council for Medical Research(ICMR) Sponsored Two - Days National Level Seminar

On

"DEEP LEARNING FOR CANCER DIAGNOSIS USING PYTHON"

29th & 30th June, 2018

Organized by:

Department of Computer Science and Engineering

CERTIFICATE

This is to certify that Dr./Mr./Ms./.....Dr:.M:..Kiranmai...,B.T.(Pharmacy)..... has participated in Indian Council for Medical Research(ICMR) Sponsored Two - Days National Level Seminar on "**Deep Learning For Cancer Diagnosis Using Python**" conducted during 29th & 30th June, 2018 by the Department of Computer Science and Engineering , Bharat Institute of Engineering & Technology, Ibrahimpatnam, Rangareddy Dist.Telangana

30/6/18

Dr. J.R. VIJENY
CONVENER & ORGANIZING SECRETARY

Dr. E. VENKAT REDDY
PRINCIPAL

Scanned with OKEN Scanner

BHARAT INSTITUTE OF ENGINEERING AND TECHNOLOGY

Approved by AICTE, Accredited by NBA & Affiliated to JNTUH,Ibrahimpatnam - 501 510, Hyderabad, Telangana
Website: www.biet.ac.in, Email: icmrseminar@biet.ac.in

Indian Council for Medical Research(ICMR) Sponsored Two - Days National Level Seminar

On

"DEEP LEARNING FOR CANCER DIAGNOSIS USING PYTHON'

29th & 30th June, 2018

Organized by:

Department of Computer Science and Engineering

CERTIFICATE

This is to certify that Dr./Mr./Ms./..Dr.G.Sumalatha..BIT.C.Pharmacy)..... has participa in Indian Council for Medical Research(ICMR) Sponsored Two - Days National Level Seminar "**Deep Learning For Cancer Diagnosis Using Python**" conducted during 29th & 30th June, 2018 the Department of Computer Science and Engineering , Bharat Institute of Engineering & Technolc Ibrahimpatnam, Rangareddy Dist.Telangana

30/6/18

E. VENKAT REDDY
PRINCIPAL

Scanned with OKEN Scanner

BHARAT INSTITUTE OF ENGINEERING AND TECHNOLOGY

Approved by AICTE, Accredited by NBA & Affiliated to JNTUH,Ibrahimpatnam - 501 510, Hyderabad, Telangana
Website: www.biet.ac.in, Email: icmrseminar@biet.ac.in

Indian Council for Medical Research(ICMR) Sponsored Two - Days National Level Seminar

On

"DEEP LEARNING FOR CANCER DIAGNOSIS USING PYTHON"

29th & 30th June, 2018

Organized by:

Department of Computer Science and Engineering

CERTIFICATE

This is to certify that Dr./Mr./Ms./Nirmala Bharathi.S., BIT (Pharmacy)..... has participated in Indian Council for Medical Research(ICMR) Sponsored Two - Days National Level Seminar on "**Deep Learning For Cancer Diagnosis Using Python**" conducted during 29th & 30th June, 2018 by the Department of Computer Science and Engineering , Bharat Institute of Engine & T ogy, Ibrahimpatnam, Rangareddy Dist.Telangana

30/6/18

Dr. J.R.W JENY
CONVENER & ORGANIZING SECRETARY

Dr. E. VENKAT REDDY
PRINCIPAL

Scanned with OKEN Scanner

BHARAT INSTITUTE OF TECHNOLOGY

Mangalpally, Ibrahimpatnam, R.R. District, PIN-501510

(Affiliated to JNTUH, Approved by AICTE and PCI, New Delhi. Accreditated by NAAC)

21/06/2018

CIRCULAR

This is to inform all the teaching and non-teaching staff that we are going to celebrate International Yoga Day on 21th June 2018. Details of the programme are furnished below kindly follow the schedule mentioned below. Class in charges shall make sure that students actively participate in the programme.

1. Title : International Yoga Day
2. Domain: Life Skills
3. Speaker: Swami bodhamayananda, Director, Vivekananda Institute of Human excellence
4. Date : 21/06/2018
5. Time : 10:00 am-11:30 pm
6. Venue : Seminar Hall

PRINCIPAL

Bharat Institute of Technology
Mangalpally (V), Ibrahimpatnam (M)
R.R. Dist - 501 510. Telangana.

Vision

To build nation's one among the best centers of excellence engaged in providing overall pharmaceutical Education including training and research. Bharat Institute of technology (Pharmacy) firmly believes that right knowledge and ethical responsibility drives individual commitment for the service of mankind.

Mission

M1: To bring students India's best education, as combination of teaching theory and practical application of knowledge and research in pharmaceutical sciences in order to train them to many positions of leadership and responsibility in pharmaceutical industry in academic and health care sector.

M2: To impart education, in a conductive ambience as comprehensive as possible , with the support of modern technologies and pedagogic tools and thereby develop in the students the abilities and passions to work wisely , creatively and effectively for the betterment of society.

M3: to impart a value based education, where the mind, body and the soul are holistically developed and major purpose of life is seen in the mankind and meeting the great challenges of the future.

Scanned with OKEN Scanner

BHARAT INSTITUTE OF TECHNOLOGY



PRINCIPAL
Bharat Institute of Technology
Mangalpally (V), Ibrahimpatnam (M),
R.R. Dist - 501 510. Telangana.

Scanned with OKEN Scanner

BHARAT INSTITUTE OF TECHNOLOGY





PRINCIPAL
Bharat Institute of Technology
Mangalpally (V), Ibrahimpatnam (M),
R.R. Dist - 501 510. Telangana.

KEY NOTE SPEAKER

Swami

bodhamayananda,

Director,

Vivekananda

Institute of Human

excellence

Venue :

BIT PHARMACY

SEMINAR HALL :

10:00 am-11:30 AM

OUR MISSION AND VISION

To build nation's one among the best centers of excellence engaged in providing overall pharmaceutical Education including training and research. Bharat Institute of technology (Pharmacy) firmly believes that right knowledge and ethical responsibility drives individual commitment for the service of mankind



PRINCIPAL
Bharat Institute of Technology
Mangalpally (V), Ibrahimpatnam
R.R. Dist - 501 510. Telangana

BHARAT INSTITUTE OF TECHNOLOGY

Mangalpally, Ibrahimpatnam, R.R. District, PIN-501510

(Affiliated to JNTUH, Approved by AICTE and PCI, New Delhi. Accreditated by NAAC)

06/03/2018

CIRCULAR

This is to inform all the teaching and non-teaching staff that a workshop is to be held on 6th March 2018. Details of the class are furnished below kindly follow the schedule mentioned below. Class in charges shall make sure that students actively participate in the programme.

1. Title : Workshop on ICT and smart learning
2. Domain: Computing skills
3. Speaker: Dr. Sri. T. Mohan Krishna (Global software skills training, Hyderabad)
4. Date : 06/03/2018
5. Time : 2:30 pm-3:30 pm
6. Venue : Seminar Hall

PRINCIPAL

PRINCIPAL
Bharat Institute of Technology
Mangalpally (V), Ibrahimpatnam (M),
R.R. Dist - 501 510. Telangana.

Vision

To build nation's one among the best centers of excellence engaged in providing overall pharmaceutical Education including training and research. Bharat Institute of technology (Pharmacy) firmly believes that right knowledge and ethical responsibility drives individual commitment for the service of mankind.

Mission

M1: To bring students India's best education, as combination of teaching theory and practical application of knowledge and research in pharmaceutical sciences in order to train them to many positions of leadership and responsibility in pharmaceutical industry in academic and health care sector.

M2: To impart education, in a conductive ambience as comprehensive as possible , with the support of modern technologies and pedagogic tools and thereby develop in the students the abilities and passions to work wisely , creatively and effectively for the betterment of society.

M3: to impart a value based education, where the mind, body and the soul are holistically developed and major purpose of life is seen in the mankind and meeting the great challenges of the future.

Scanned with OKEN Scanner

WORK SHOP ON ICT 2018

KEY NOTE SPEAKER :

Dr. Sri. T. Mohan Krishna
(Global software skills training, Hyderabad)

Date: 6-3-2018
BIT Pharmacy seminar hall from 2:30-3:30 PM

BHARAT INSTITUTE OF TECHNOLOGY

GOALS

Information and communication technology (ICT) is an element of many industries, allowing companies to use different tools to complete everyday tasks like sending emails and using programming languages to build proprietary business software.

REGISTRATIONS OPEN

Bharat Institute of Technology
Mangalpally (V), Ibrahimpatnam (M),
R.R. Dist - 501 510. Telangana.

Scanned with OKEN Scanner

image, 2904 × 2276 pixels) ... https://mail-attachment.googleusercontent.com/attachment/u/0/?ver

OUR VISION AND MISSION

To build nation's one among the best centers of excellence engaged in providing overall Pharmaceutical Education including training and research. Bharat Institute of technology (Pharmacy) firmly believes that right knowledge and ethical responsibility drives individual commitment for the service of mankind.



Principal
Bharat Institute of Technology
Mangalpally (V), Ibrahimpetnam (M),
R.R. Dist - 501 510. Telangana.

Scanned with OKEN Scanner

esentations_11.jpg (JPEG Image, 2904 × 2276 pixels) ... https://mail-attachment.googleusercontent.com/attachment/u/0/?vie

National Conference

ON

"Current Trends and Future Scope of Careers in Clinical Research"

TPC

Apollo Research and Innovations (ARI)

Organized by

TALLA PADMAVATHI PHARMACY COLLEGES

Urus, Kareemabad, Warangal, Telangana - 506 002

In association with

Aizant Drug Research Solutions Pvt. Ltd.,
Apollo Research and Innovations (ARI)
&
Clinosol India Pvt. Ltd

Aizant

CLINO

Certificate Of Participation

It is hereby certified that Dr./Mr./Ms. M. PHANI SRI ASSISTANT PROFESSOR OF BIT (HYD)

Participated in the national conference titled "Current Trends and Future Scope of Careers in Clinical Research" held at Talla Padmavathi College of Pharmacy, Orus, Kareemabad, Warangal on 16.03.2019.

Sri Talla Malleshm | Dr. T. Venkateshwar Rao | Dr. Sanjeev Kumar Subudhi | Mr. Talla Varun | Mr. Mujeebuddin C.S. | Mr. Sharad Chandra | Mrs. Chandana Pal

Scanned with OKEN Scanner

Office of the Controller General of Patents, Designs & Trade Marks
Department of Industrial Policy & Promotion,
Ministry of Commerce & Industry,
Government of India

INTELLECTUAL PROPERTY INDIA
PATENTS | DESIGNS | TRADE MARKS
GEOGRAPHICAL INDICATIONS

Application Details

APPLICATION NUMBER	202341008072
APPLICATION TYPE	ORDINARY APPLICATION
DATE OF FILING	08/02/2023
APPLICANT NAME	**1 . Dr.A.Venkateshwar Reddy** **2 . Dr.Chinmaya Mahapatra** **3 . Dr. Dillip Kumar Brahma** **4 . Dr.Vurathi Sreenivasulu** **5 . Dr.Bhaskar Jimidi** **6 . Dr.V.Kiran Kumar** **7 . Dr.Niranjan Panda** **8 . Dr.Goje Arjun** **9 . Dr. L. Rajesh Patro** **10 . Mr.Satyabrata Jena**
TITLE OF INVENTION	AN AI AND ML MODELS FOR CARDIOVASCULAR DISEASE DIAGNOSTICS, READMISSION, AND SURVIVAL PREDICTION
FIELD OF INVENTION	BIO-CHEMISTRY
E-MAIL (As Per Record)	anandbabu.gopathoti@gmail.com
ADDITIONAL-EMAIL (As Per Record)	anandbabuu.gopathoti@gmail.com
E-MAIL (UPDATED Online)	
PRIORITY DATE	
REQUEST FOR EXAMINATION DATE	--
PUBLICATION DATE (U/S 11A)	17/02/2023

PRINCIPAL
Bharat Institute of Technol. . .
Mangalpally (V), Ibrahimpatnam (M),
R.R. Dist - 501 510. Telangana.

Scanned with OKEN Scanner

(12) PATENT APPLICATION PUBLICATION
(19) INDIA
(22) Date of filing of Application :20/09/2023

(21) Application No.202331063164 A
(43) Publication Date : 06/10/2023

(54) Title of the invention : DEVELOPMENT OF A NOVEL EXTRACTION AND PURIFICATION METHOD FOR ISOLATING ALZHEIMER'S DISEASE BIOMARKERS

(71)Name of Applicant :
1)Dr. Priyanka Chakraborty
Address of Applicant :Associate Professor, BCDA College of Pharmacy & Technology, 78/1, Jessore Road (South), Hridaypur, Barasat, Kolkata, West Bengal - 700127 ---------- ----------
2)Prof. (Dr.) Chowdhury Mobaswar Hossain
3)Ms. Dishari Dutta
4)Ms. Faheemah Hossain
5)Mr. Nirmalya Khan
6)Ms. Reshmi Mukherjee
7)Mr. Pranjal Das
8)Mr. Sibasish Dey
Name of Applicant : NA
Address of Applicant : NA
(72)Name of Inventor :
1)Dr. Priyanka Chakraborty
Address of Applicant :Associate Professor, BCDA College of Pharmacy & Technology, 78/1, Jessore Road (South), Hridaypur, Barasat, Kolkata, West Bengal - 700127 ---------- ----------
2)Prof. (Dr.) Chowdhury Mobaswar Hossain
Address of Applicant :Professor, Department of Pharmaceutical Technology, Maulana Abul Kalam Azad University of Technology, Simhat, Haringhata, Nadia, West Bengal -741249 ---------- ----------
3)Ms. Dishari Dutta
Address of Applicant :Assistant Professor, Bengal School of Technology (A College of Pharmacy), Sugandha, Near Chuchura Railway Station, Hooghly, Kolkata, West Bengal - 712102 ---------- ----------
4)Ms. Faheemah Hossain
Address of Applicant :Assistant Professor, Bharat School of Pharmacy, Mangalpally (V), Ibrahimpatnam (M), Rangareddy, Hyderabad, Telangana - 501510 ---------- ----------
5)Mr. Nirmalya Khan
Address of Applicant :Assistant Professor, Tarifa Memorial Institute of Pharmacy, Choa, Hariharpara, Murshidabad, Berhampore West Bengal - 742166 ---------- ----------
6)Ms. Reshmi Mukherjee
Address of Applicant :Assistant Professor (Pharmaceutical Chemistry), Bengal College of Pharmaceutical Technology, Ward No. 8, Cinema Hall By Pass Road, Notunpally, Dubrajpur, West Bengal - 731123 ---------- ----------
7)Mr. Pranjal Das
Address of Applicant :Assistant Professor, Gitanjali College of Pharmacy, Kantagoriya, Lohapur, Nalhati, Birbhum, West Bengal - 731237 ---------- ----------
8)Mr. Sibasish Dey
Address of Applicant :Assistant Professor, Global College of Pharmaceutical Technology, Palpara More, Krishnanagar, Nadia, West Bengal - 741102 ---------- ----------

(51) International classification :A61P0025280000, G01N0033680000, A61K0039000000, C12N0015100000, G01N0001400000
(86) International Application No :NA
Filing Date :NA
(87) International Publication No : NA
(61) Patent of Addition to Application Number :NA
Filing Date :NA
(62) Divisional to Application Number :NA
Filing Date :NA

(57) Abstract :
The present invention relates to novel method for the isolation of Alzheimer's Disease (AD) biomarkers from biological samples. The method integrates a multi-step extraction process, highly specific binding reagents (including monoclonal antibodies and aptamers), advanced separation techniques, automation, and quantitative analysis. It is specifically designed to enhance sensitivity, specificity, and reproducibility in the isolation of AD biomarkers, exemplified by amyloid-beta peptides and tau proteins. The method facilitates precise quantification and monitoring of these biomarkers, offering potential applications in early AD diagnosis, disease progression tracking, and therapeutic target identification. Moreover, it accommodates various sample types, including cerebrospinal fluid, blood, and tissue samples, underscoring its versatility and significance in advancing AD research and patient care.

No. of Pages : 9 No. of Claims : 5

PRINCIPAL
Bharat Institute of Technology
Mangalpally (V), Ibrahimpatnam (M),
R.R. Dist - 501 510

Scanned with OKEN Scanner

(12) PATENT APPLICATION PUBLICATION
(19) INDIA
(22) Date of filing of Application :16/05/2023

(21) Application No.202341034185 A
(43) Publication Date : 16/06/2023

(54) Title of the invention : REPURPOSE OF FLUVASTATIN FOR TREATMENT OF OSTEOPOROSIS

(71)Name of Applicant :
1)NAGARAJU BANDARU
Address of Applicant :COLLEGE OF PHARMACY, GREEN FIELDS, VADDESWARAM, GUNTUR DISTRICT, ANDHRA PRADESH, INDIA, 522302. ----------
Name of Applicant : NA
Address of Applicant : NA
(72)Name of Inventor :
1)BANDARU NAGARAJU
Address of Applicant :COLLEGE OF PHARMACY, KONERU LAKSHMAIAH EDUCATION FOUNDATION, GREEN FIELDS, VADDESWARAM, GUNTUR, ANDHRA PRADESH, INDIA, 522302. ---------- ----------
2)ALEKHYAKETHA
Address of Applicant :BHARAT INSTITUTE OF TECHNOLOGY-PHARMACY, MANGALPALLY, IBRAHIMPATNAM, TELANGANA, INDIA, 501510. ---------- ----------
3)CH. LOCHANA
Address of Applicant :DEPARTMENT OF PHARMACOLOGY, SRINIVASA RAO COLLEGE OF PHARMACY, P.M. PALEM, VISAKHAPATNAM, ANDHRA PRADESH, INDIA, 530041. ---------- ----------
4)M. PAVANI
Address of Applicant :DEPARTMENT OF PHARMACEUTICS, AVANTHI INSTITUTE OF PHARMACEUTICAL SCIENCES, THAGARAPUVALASA, CHERUKUPALLY VILLAGE, VIZIANAGARAM DIST, ANDHRA PRADESH, INDIA, 531162. ---------- ----------
5)A. SUDHEER
Address of Applicant :DEPARTMENT OF PHARMACOLOGY, RAGHAVENDRA INSTITUTE OF PHARMACEUTICAL EDUCATION AND RESEARCH, K.R.PALLI CROSS, ANANTAPURAMU, ANDHRA PRADESH, INDIA, 515721. ---------- ----------
6)BHARDWAJ
Address of Applicant :COLLEGE OF PHARMACY, KONERU LAKSHMAIAH EDUCATION SOCIETY, GREEN FILEDS, VADDESWARAM, GUNTUR, ANDHRA PRADESH, INDIA, 522302. ---------- ----------
7)M. YASO DEEPIKA
Address of Applicant :DEPARTMENT OF PHARMACY, ANURGA UNIVERSITY, VENKATAPUR, GHATKESAR ROAD, HYDERABAD, TELANGANA, INDIA, 500088. ---------- ----------
8)CHITTURI V.S.S LAKSHMI SARAYU
Address of Applicant :COLLEGE OF PHARMACY, KONERU LAKSHMAIAH EDUCATION FOUNDATION, GREEN FIELDS, VADDESWARAM, GUNTUR, ANDHRA PRADESH, INDIA, 522302. ---------- ----------
9)N. SRI LAKSHMI
Address of Applicant :COLLEGE OF PHARMACY, KONERU LAKSHMAIAH EDUCATION FOUNDATION, GREEN FIELDS, VADDESWARAM, GUNTUR, ANDHRA PRADESH, INDIA, 522302. ---------- ----------
10)G PRASANTHI
Address of Applicant :ADITYA PHARMACY COLLEGE, ADITYA NAGAR, SURAMPALLEM, AP, INDIA. ---------- ----------

(51) International classification :A61K 314050, A61P 030600, A61P 191000, A61P 430000, C07D 092400
(86) International Application No :NA
Filing Date :NA
(87) International Publication No : NA
(61) Patent of Addition to Application Number :NA
Filing Date :NA
(62) Divisional to Application Number :NA
Filing Date :NA

(57) Abstract :
Preclinical evaluation of Fluvastatin for treatment of osteoporosis in ovariectomized rats. The albino Wistar female rats were divided into 4 groups of 6 rats in each and treated as follows. Group-I Sham operated receive vehicle (5% Tween 80); Group-11 Ovariectomized control receives vehicle (5% Tween 80); Group-Ill Estrogen (0,0563mg/kg) in ovariectomized rats; Group-VI Fluvastatin (80mg/kg) in ovariectomized rats.). At the end of 42 days, aN the rats were deprived of food for whole night. On the next day, urine (0-24h) was collected, then the animals were anesthetized by Ketamine HC1 (50mg/kg, ip) and blood samples were taken from common carotid artery loss, ash content, biomechanical, biochemical and histopathological observation were carried out for antiosteoporosis activity. The significant increase in BMD, Ash content and lumbar hardness were observed. In addition, increased levels of calcium and phosphorous is decreased in OVX group and increased levels in Fluvastatin treated animals. The histopathological results also confirm the protective effect of drug. The present findings strongly suggest that Fluvastatin possess the potent antiosteoporosis activity in ovariectomized rats and substantiates the ethnic use in treatment of postmenopausal osteoporosis.

No. of Pages : 15 No. of Claims : 4

PRINCIPAL
Bharat Institute of Technology
Mangalpally (V), Ibrahimpatnam (M),
R.R. Dist - 501 510. Telangana.

Scanned with OKEN Scanner

(12) PATENT APPLICATION PUBLICATION

(19) INDIA

(22) Date of filing of Application :30/04/2023

(21) Application No.202341030922 A

(43) Publication Date : 05/05/2023

(54) Title of the invention : METHOD FOR ESTIMATION OF FOSTEMSAVIR USING RP-UPLC IN PHARMACEUTICAL DOSAGE FORM AND USES THEREOF

(51) International classification	:A61B 051600, A61K 450600, A61P 311200, C08G 770000, G01S 130000
(86) International Application No Filing Date	:PCT// :01/01/1900
(87) International Publication No	: NA
(61) Patent of Addition to Application Number Filing Date	:NA :NA
(62) Divisional to Application Number Filing Date	:NA :NA

(71)Name of Applicant :
1)Dr. Vanga Mohan Goud
Address of Applicant :Associate Professor & HOD, Pharmaceutical Chemistry and Analysis, Joginpally B.R Pharmacy College, Jawaharlal Nehru Technological University, Hyderabad, Telangana-500075, India ---------- ----------
2)Dr. R. Suthakaran
3)Dr. Sandala Anuradha Bai
4)Dr. M. Ravi Kumar
5)Dr. Pittu Vishnu Priya
6)Dr. Sunkara Namratha
7)Dr. N. Anjaneyulu
8)Dr. Ajmera Rama Rao
9)Dr. Purna Aravinda Reddy
10)Dr. Yerra Rajeshwar
11)Dr. Subhas Sahoo
Name of Applicant : NA
Address of Applicant : NA
(72)Name of Inventor :
1)Dr. Vanga Mohan Goud
Address of Applicant :Associate Professor & HOD, Pharmaceutical Chemistry and Analysis, Joginpally B.R Pharmacy College, Jawaharlal Nehru Technological University, Hyderabad, Telangana-500075, India ---------- ----------
2)Dr. R. Suthakaran
Address of Applicant :Professor and Principal, Pharmaceutical Chemistry, Vijaya College of Pharmacy, Hyderabad, Telangana-501511, India ---------- ----------
3)Dr. Sandala Anuradha Bai
Address of Applicant :Professor, Pharmaceutical Chemistry, S.N.Vanita Pharmacy Mahavidyalaya, Hyderabad, Telangana- 500017, India ---------- ----------
4)Dr. M. Ravi Kumar
Address of Applicant :Professor and Principal, Geethanjali College of Pharmacy, Cheryal (V), Keesara (M), RR Dist, Hyderabad, Telangana-501301, India ---------- ----------
5)Dr. Pittu Vishnu Priya
Address of Applicant :Associate Professor & HOD, Pharmaceutical Biotechnology, Joginpally B.R Pharmacy College, Hyderabad, Telangana-500075, India ---------- ----------
6)Dr. Sunkara Namratha
Address of Applicant :Associate Professor, Pharmaceutical Analysis, Bharat Institute of Technology, Hyderabad, Telangana- 501510, India ---------- ----------
7)Dr. N. Anjaneyulu
Address of Applicant :Head of the Department, Pharmaceutical Analysis, Geethanjali College of Pharmacy, Cheryal (V) Keesara (M) RR Dist, Hyderabad, Telangana-501301, India ---------- ----------
8)Dr. Ajmera Rama Rao
Address of Applicant :Professor, Kandhar college of Pharmacy, Kandhar, Nanded, Maharashtra- 431714, India ---------- ----------
9)Dr. Purna Aravinda Reddy
Address of Applicant :Professor and Principal, Samskruti college of pharmacy, Kondapur, Ghatkesar, Medchal Ranga Reddy, Hyderabad, Telangana-501301, India ---------- ----------
10)Dr. Yerra Rajeshwar
Address of Applicant :Assistant Professor, Pharmaceutical Chemistry, Komar University of Science and Technology, Chak chak, Qularaisi, Suleymaniyah, Kurdistan Region, IRAQ ---------- ----------
11)Dr. Subhas Sahoo
Address of Applicant :Associate Professor & HOD, Pharmaceutical Analysis, Pulla Reddy Institute of Pharmacy, Annaram, Sanga reddy, Hyderabad, Telangana-500075, India ---------- ----------

(57) Abstract :
The present invention provides a simple, accurate and precise method for the estimation of Fostemsavir in pharmaceutical dosage form. The present invention relates a method for the estimation of Fostemsavir by RP-UPLC in bulk and tablet dosage forms. The method for estimation of Fostemsavir in pharmaceutical dosage form, comprising of dissolving Fostemsavir using Acetonitrile and Potassium dihydrogen phosphate as mobile phase in the ratio of 60:40 %v/v; running chromatogram through column C18, 2.1mm x 50mm, 1.8µm using mobile phase; optimizing conditions of column at flow rate 0.3ml/min, detecting wavelength at 230 nm, injecting volume 1 µL, run time 5 min; and column temperature at 30°C; running the sample and recording chromatogram from the chromatograph for estimation of Fostemsavir. The method for estimation of Fostemsavir, wherein the retention time 1.186 min and relative standard deviation 0.2, relative standard deviation of repeatability precision of Fostemsavir 0.7. The method for estimation of Fostemsavir, wherein the recovery 99.28% and assay 99.11%. The method for estimation of Fostemsavir, wherein the developed method is simple and economical and can be adopted in regular quality control test in industries.

No. of Pages : 18 No. of Claims : 6

PRINCIPAL
Bharat Institute of Technology
Mangalpally (V), Ibrahimpatnam (M),
R.R. Dist - 501 510. Telangana.

Scanned with OKEN Scanner

(12) PATENT APPLICATION PUBLICATION

(19) INDIA

(22) Date of filing of Application :30/08/2023

(21) Application No.202341058292 A

(43) Publication Date : 08/09/2023

(54) Title of the invention : UV SPECTROPHOTOMETRIC QUANTIFICATION OF CPM IN THE TABLET FORMULATION USING CHEMOMETRIC APPROACH

(51) International classification	:A61K0031440200, G01N0021310000, A61K0009200000, G01N0021359000, G06F0017180000
(86) International Application No Filing Date	:NA :NA
(87) International Publication No	: NA
(61) Patent of Addition to Application Number Filing Date	:NA :NA
(62) Divisional to Application Number Filing Date	:NA :NA

(71)Name of Applicant :
1)Mrs Swetha Vegesna
Address of Applicant :DESIGNATION:Asst.Professor DEPARTMENT:Pharmaceutical Analysis COLLEGE FULL NAME :School of Pharmaceutical Sciences and Technologies,JNTUK CITY:Kakinada STATE:Andhra Pradesh PIN CODE:533003 swetha.analysis@gmail.com ——— ———
2)Dr. Kirtimaya Mishra
3)Dr Asra Jabeen
4)Miss Diptimayee Jena
5)Mr Abhilash Dash
6)Mr Abhilash Dash Mr. Shouvik Mondal
Name of Applicant : NA
Address of Applicant : NA
(72)Name of Inventor :
1)Mrs Swetha Vegesna
Address of Applicant :DESIGNATION:Asst.Professor DEPARTMENT:Pharmaceutical Analysis COLLEGE FULL NAME :School of Pharmaceutical Sciences and Technologies,JNTUK CITY:Kakinada STATE:Andhra Pradesh PIN CODE:533003 swetha.analysis@gmail.com ——— ———
2)Dr. Kirtimaya Mishra
Address of Applicant :Designation: Professor Department: Pharmacy College full name: School of Pharmacy, ARKA JAIN University City: Jamshedpur State: Jharkhand Pin code: 832108 ——— ———
3)Dr Asra Jabeen
Address of Applicant :DESIGNATION: Associate Professor DEPARTMENT: Pharmacognosy COLLEGE FULL NAME : Bharat Institute of Technology CITY: Hyderabad STATE: Telangana PIN CODE: 500059 ——— ———
4)Miss Diptimayee Jena
Address of Applicant :DESIGNATION: Assistant Professor DEPARTMENT: Pharmacy COLLEGE FULL NAME : ARKA JAIN University CITY: Jamshedpur STATE: Jharkhand PIN CODE: 832108 ——— ———
5)Mr Abhilash Dash
Address of Applicant :DESIGNATION: Assistant Professor DEPARTMENT: Pharmaceutical Analysis & Quality Assurance COLLEGE FULL NAME : Gayatri Institute Of Science And Technology CITY: Regeda,Gunupur, Rayagada STATE: Odisha PIN CODE:765022 ——— ———
6)Mr Abhilash Dash Mr. Shouvik Mondal
Address of Applicant :DESIGNATION: Assistant Professor DEPARTMENT: pharmacy COLLEGE FULL NAME : ARKA JAIN University CITY: Jamshedpur STATE: Jharkhand PIN CODE: 832108 ——— ———

(57) Abstract :
UV SPECTROPHOTOMETRIC QUANTIFICATION OF CPM IN THE TABLET FORMULATION USING CHEMOMETRIC APPROACH ABSTRACT In recent research, the Quality by Design (QbD) chemometric approach was applied to establish and validate a robust, precise, and consistent spectrophotometric method for the quantification of Chlorpheniramine Maleate (CPM) in tablet formulations. A fractional factorial design (FFD) was used for the initial parameter assessment. Subsequently, the selected variables were subjected to a central composite design (CCD) for further evaluation and optimization of the method. Various statistical tools were employed to evaluate the compatibility of the collected data. CPM displayed peak absorption at 262 nm when interfaced with HCl. Critical method variables identified were slitwidth and sampling interval, which were further analyzed using CCD. Strong linearity was observed for CPM in the range of 2-12µg/mL with an R2 value exceeding 0.9995. The technique showed high accuracy, with an average % recovery exceeding 100%. After refining, the method was validated following ICH guidelines. By employing QbD principles, the spectrophotometric method inherently ensured quality. The final method was determined to be robust and suitable for quantifying CPM in pharmaceutical formulations.

No. of Pages : 17 No. of Claims : 8

PRINCIPAL
Bharat Institute of Technology
Mangalpally (V), Ibrahimpatnam (M),
R.R. Dist - 501 510. Telangana

Scanned with OKEN Scanner

Intellectual Property Office

Certificate of Registration for a UK Design

Design number: 6330016

Grant date: 11 December 2023

Registration date: 01 December 2023

This is to certify that,

in pursuance of and subject to the provision of Registered Designs Act 1949, the design of which a representation or specimen is attached, had been registered as of the date of registration shown above in the name of

Bhagyashri Raghunath Mogarkar, Mr. Abhishek Sharma, Mr. Rajesh Guntupalli,

Dharmasa Pawar, Dr. Nitin Lotan Shirole, Dr. Manpreet Kaur, Dr. Dilip Kumar

Tiwari, Dr. Asra Jabeen, Mr. Pavan Arun Chaudhari, Mr. Amit Sureshrao

Sontakke

in respect of the application of such design to:

Ultra performance liquid chromatography apparatus for identification of

metabolites from crude extract

International Design Classification:
Version: 14-2023
Class: 24 MEDICAL AND LABORATORY EQUIPMENT
Subclass: 01 APPARATUS AND EQUIPMENT FOR DOCTORS, HOSPITALS AND LABORATORIES

Version: 14-2023
Class: 24 MEDICAL AND LABORATORY EQUIPMENT
Subclass: 02 MEDICAL INSTRUMENTS, INSTRUMENTS AND TOOLS FOR LABORATORY USE

THE PATENT OFFICE OFFICIAL

Adam Williams

PRINCIPAL
Bharat Institute of Technology
Mangalpally (V), Ibrahimpatnam (M),
R.R. Dist - 501 510. Telangana.

Adam Williams
Comptroller-General of Patents, Designs and Trade Marks
Intellectual Property Office
The attention of the Proprietor(s) is drawn to the important notes overleaf.

Scanned with OKEN Scanner

ORIGINAL

फाइल No : 136/97

भारत सरकार
GOVERNMENT OF INDIA
पेटेंट कार्यालय
THE PATENT OFFICE

डिजाइन के पंजीकरण का प्रमाणपत्र
CERTIFICATE OF REGISTRATION OF DESIGN

डिजाइन सं. / Design No.	:	379867-001
तारीख / Date	:	22/02/2023
पारस्परिकता तारीख / Reciprocity Date*	:	
देश / Country	:	

प्रमाणित किया जाता है कि संलग्न प्रति में वर्णित डिजाइन जो MACHINE FOR DEVELOPMENT AND PRODUCTION OF SOLID PHARMACEUTICAL PRODUCTS से संबंधित है, का पंजीकरण, वर्ग 15-99 में 1.Dr. Sriram Nagarajan 2. Dr.Kavitha Rajesh 3.Dr. Kotha Kranthi Kumar 4.Dr.Ashok Kumar Janakiraman 5.Dr.Sheik Nasar Ismail 6.Dr.Reddy Nazamoon के नाम से अनुक्रम संख्या और तारीख से कर दिया गया है।

Certified that the design of which a copy is annexed hereto has been registered as of the number and date given above in class 15-99 in respect of the application of such design to MACHINE FOR DEVELOPMENT AND PRODUCTION OF SOLID PHARMACEUTICAL PRODUCTS in the name of 1.Dr. Sriram Nagarajan 2. Dr.Kavitha Rajesh 3.Dr. Kotha Kranthi Kumar 4.Dr.Ashok Kumar Janakiraman 5.Dr.Sheik Nasar Ismail 6.Dr.Reddy Nazamoon.

डिजाइन अधिनियम, 2000 तथा डिजाइन नियम, 2001 के उपबंधों के अनुसरण में।
In pursuance of and subject to the provisions of the Designs Act, 2000 and the Designs Rules, 2001.

INTELLECTUAL PROPERTY INDIA
PATENTS | DESIGNS | TRADE MARKS
GEOGRAPHICAL INDICATIONS

PRINCIPAL
Bharat Institute of Technology
Mangalpally (V), Ibrahimpatnam (M),
R.R. Dist. - 501 510. Telangana.

डिजाइन की तारीख/Date of Issue : 17/05/2023

नियंत्रक महा डिजाइन और चिन्हक
Controller General of Patents, Designs and Trade Marks

पारस्परिकता तारीख (यदि कोई हो) जिसकी अनुमति देश के नाम पर की गई है, डिजाइन का पंजीकरण, पंजीकरण की तारीख से पांच वर्षों के लिए वैध होगा, अधिनियम एवं नियम के नियमों के अधीन, और वर्षों की अतिरिक्त अवधि के लिए बढ़ाया जा सकेगा। यह प्रमाण पत्र का उपयोग विधिक कार्यवाही अथवा विदेश में पंजीकरण प्राप्त करने के लिए नहीं है किया है।
*The reciprocity date (if any) which has been allowed and the name of the country Copyright in the design will subsist for ten years from the date of Registration, and may under the terms of the Act and Rules, be extended for a further period of five years. This Certificate is not for use in legal proceedings or for obtaining registration abroad.

Scanned with OKEN Scanner

INTELLECTUAL PROPERTY INDIA

ORIGINAL
मूल सं/ Serial No. : 147971

पेटेंट कार्यालय, भारत सरकार
डिजाइन के पंजीकरण का प्रमाण पत्र

The Patent Office, Government Of India
Certificate of Registration of Design

डिजाइन सं. / Design No. : 373162-001

तारीख / Date : 27/10/2022

पारस्परिकता तारीख / Reciprocity Date* :

देश / Country :

प्रमाणित किया जाता है कि संलग्न प्रति में वर्णित डिजाइन जो *DISSOLUTION TEST APPARATUS* से संबंधित है, का पंजीकरण, श्रेणी 24-02 में 1.Dr. Anu Vrat Sharma 2. Mr Vinayak Vasantrao Mukkawar के नाम में उपर्युक्त संख्या और तारीख में कर लिया गया है।

Certified that the design of which a copy is annexed hereto has been registered as of the number and date given above in class 24-02 in respect of the application of such design to *DISSOLUTION TEST APPARATUS* in the name of 1.Dr. Anu Vrat Sharma 2. Mr Vinayak Vasantrao Mukkawar.

डिजाइन अधिनियम, 2000 तथा डिजाइन नियम, 2001 के अध्यधीन प्रावधानों के अनुसरण में।

In pursuance of and subject to the provisions of the Designs Act, 2000 and the Designs Rules, 2001.

जारी करने की तिथि : 07/11/2023
Date of Issue :

महानियंत्रक पेटेंट, डिजाइन और व्यापार चिह्न
Controller General of Patents, Designs and Trade Marks

*पारस्परिकता तारीख (यदि कोई हो) जिसकी अनुमति दी गई है तथा देश का नाम। डिजाइन का स्वत्वाधिकार पंजीकरण की तारीख से पांच वर्ष के लिए विस्तार, अधिनियम एवं नियम के निबंधनों के अधीन, पाँच वर्षों की अतिरिक्त अवधि के लिए किया जा सकेगा। इस प्रमाण पत्र का उपयोग कानूनी कार्यवाही या पंजीकरण प्राप्त करने के लिए नहीं हो सकता है।

The reciprocity date (if any) which has been allowed and the name of the country. Copyright in the design will subsist for ten years from the date of Registration, and may under the terms of the Act and Rules, be extended for a further period of five years. This Certificate is not for use in legal proceedings or for obtaining registration abroad.

Bharat Institute of Technology
Mangalpally (V), Ibrahimpatnam (M),
R.R. Dist. 501 510. Telangana.

IN(e)202303176WA0021.jpg

(12) PATENT APPLICATION PUBLICATION
(19) INDIA
(22) Date of filing of Application :22/02/2023

(21) Application No.202341012178 A
(43) Publication Date : 17/03/2023

(54) Title of the invention : RP-UPLC METHOD FOR ESTIMATION OF PAVIPIRAVIR IN PHARMACEUTICAL DOSAGE FORM AND USES THEREOF

(51) International classification	A61K 9/0019, A61K 9/2054, A61P 31/00, G01N 30/02, G01N 30/06
(86) International Application No Filing Date	:PCT :01/01/1900
(87) International Publication No	:NA
(61) Patent of Addition to Application Number Filing Date	:NA :NA
(62) Divisional to Application Number Filing Date	:NA :NA

(71)Name of Applicant :
1)Dr. Tanga Nishant Goud
Address of Applicant :Associate Professor & HOD, Department of Pharmaceutical Chemistry and Analysis, Jayaprabha B.R. Pharmacy College, Jawaharlal Nehru Technological University, Hyderabad, Telangana 500072, India
2)Dr. Pitta Tilova Priya
3)Dr Bhaskar Reddi
4)Mr. Pakhyarmal Vijay Kumar
5)Mr. Tadakapally Ramchander
6)Mr. Raja Kumar Devara
7)Mrs. Indrapati Manasha
8)Mrs. G. Sudha Rani
9)Mr. Kapgate Mahadevrao
10)Mrs. Sheri Sowmya
11)Dr. Jandhyala Venkata Chalapathi Sharma
Name of Applicant : NA
Address of Applicant : NA
(72)Name of Inventor :
1)Dr. Tanga Nishant Goud
Address of Applicant :Associate Professor & HOD, Department of Pharmaceutical Chemistry and Analysis, Jayaprabha B.R. Pharmacy College, Jawaharlal Nehru Technological University, Hyderabad, Telangana 500072, India
2)Dr. Pitta Tilova Priya
Address of Applicant :Associate Professor & HOD, Department of Pharmaceutical Biotechnology, Jayaprabha B.R. Pharmacy College, Hyderabad, Telangana 500072, India
3)Dr Bhaskar Reddi
Address of Applicant :Associate Professor & HOD, Department of Pharmaceutics and Biotechnology, Bharat Institute of Technology, Hyderabad, Telangana 501510, India
4)Mr. Pakhyarmal Vijay Kumar
Address of Applicant :Assistant Professor, Department of Pharmaceutical Analysis, Jayaprabha B.R. Pharmacy College, Hyderabad, Telangana 500072, India
5)Mr. Tadakapally Ramchander
Address of Applicant :Assistant Professor & HOD, Department of Pharmaceutics, Malla Reddy College of Pharmacy College, Hyderabad, Telangana 500100, India
6)Mr. Raja Kumar Devara
Address of Applicant :Assistant Professor & HOD, Department of Pharmaceutics, Malla Reddy College of Pharmacy College, Hyderabad, Telangana 500100, India
7)Mrs. Indrapati Manasha
Address of Applicant :Assistant Professor, Department of Pharmaceutical Chemistry, Jayaprabha B.R. Pharmacy College, Hyderabad, Telangana 500072, India
8)Mrs. G. Sudha Rani
Address of Applicant :Assistant Professor, Department of Pharmacognosy, Jayaprabha B.R. Pharmacy College, Hyderabad, Telangana 500072, India
9)Mr. Kapgate Mahadevrao
Address of Applicant :Assistant Professor, Department of Pharmaceutics, Jayaprabha B.R. Pharmacy College, Hyderabad, Telangana 500072, India
10)Mrs. Sheri Sowmya
Address of Applicant :Assistant Professor, Department of Pharmaceutical Analysis, Jayaprabha B.R. Pharmacy College, Hyderabad, Telangana 500072, India
11)Dr. Jandhyala Venkata Chalapathi Sharma
Address of Applicant :Principal & Professor, Jayaprabha B.R. Pharmacy College, Hyderabad, Telangana 500072, India

(57) Abstract :
The present invention provides a simple, accurate, and precise method for the estimation of favipiravir in pharmaceutical dosage form. The present invention relates a method for the estimation of favipiravir by RP-UPLC in bulk and tablet dosage form. The method for simultaneous estimation of favipiravir in pharmaceutical dosage form, comprising of absorbing favipiravir using acetonitrile and 0.1% OPA (ortho-phosphoric acid) as mobile phase in the ratio of (80:20) v/v, running chromatogram through column C18, (100mm x 2.1 mm, 1.8u) using mobile phase, optimizing conditions at column oven 40 minutes, run time 4 minutes, retention time 2.8 min, injection volume 5.0µL, and column temperature at 30°C, running the sample and recording chromatograms from the chromatograph for estimation of favipiravir. The method for simultaneous estimation of favipiravir, wherein the linearity range between 25% and 50% levels, RT value 0.968, precision 1.0 for repeatability and 0.3 for intermediate precision, LOD 0.12µg/ml and LOQ 0.36µg/ml. The developed method is specific for the estimation of favipiravir in the bulk and pharmaceutical dosage forms. The present RP-UPLC method has excellent accuracy, precision and reproducibility.

No. of Pages : 15 No. of Claims : 2

Bharat Institute of Technology
Mangalpally (V), Ibrahimpatnam (M),
R.R. Dist - 501 510. Telangana.

Scanned with OKEN Scanner

2. NSS Activities:

The NSS team of Bharat strives for the overall development of human kind. The team of NSS has taken several steps during the last 5 years, It immensely contributed to the society during calamities like floods. NSS team also organized/initiated several social awareness programs like pneumonia, AIDS awareness, Cancer awareness, Menstrual awareness, various programs like Blood donation camp, environmental protection programs and traffic awareness programs, personality development programs were also initiated under NSS activities.

3. Exclusive leave policy

The Institute supports the employees in all aspects, it also provides 6 extra days paid leaves for marriage along with 4 CL adjustments. An employee after completion of one year service at the institute shall be eligible for 10 days marriage leave. Bharat Institute of Technology (BIT) also supports the employees to perceive higher studies. Under sabbatical leave the institute permits 10 maximum days for attending seminars/workshops, conferences, symposium organized by university campus colleges, IITs or equivalent institutes. 10 days of complete paid leaves per year are sanctioned to the faculty who have registered for PhD to complete their Doctoral work.

4. Health Insurance:

Health is very important thing in every one life. BIT provides health insurance benefits to all its employees. The insurance coverage will commence from the day of joining. Health card is issued to all the employees that give flexibility to go cashless in network hospitals. Some of the important aspects covered under it are in-patient treatment, Pre-hospitalization expense, post-hospitalization expenses, critical day care procedures, organ transplant, Ambulance cover, maternity cover and family transportation benefits

PRINCIPAL
Bharat Institute of Technology
Mangalpally (V), Ibrahimpatnam (M),
R.R. Dist - 501 510. Telangana.

BHARAT INSTITUTE OF TECHNOLOGY
Mangalpally, Ibrahimpatnam, R.R. District, PIN-501510
(Affiliated to JNTUH, Approved by AICTE and PCI, New Delhi. Accreditated by NAAC)

7.3 INSTITUTIONAL DISTINCTIVENESS, NSS PROGRAMS (2018-19)

AIDS AWARENESS PROGRAMME

PRINCIPAL
Bharat Institute of Technology (Pharmacy)
Mangalpally (V), Ibrahimpatnam (M),
R.R. Dist - 501 510. Telangana.

PRINCIPAL
BHARAT INSTITUTE OF TECHNOLOGY
Mangalpally (V), Ibrahimpatnam (M), R.R. Dist.
Dt:.....

BHARAT INSTITUTE OF TECHNOLOGY

Mangalpally, Ibrahimpatnam, R.R. District, PIN-501510

(Affiliated to JNTUH, Approved by AICTE and PCI, New Delhi. Accreditated by NAAC)

STUDENTS PARTICIPATION IN CANCER AWARENESS 5K RUN (YASHODA CANCER HOSPITAL)

PRINCIPAL

Bharat Institute of Technology (Pharmacy)
Mangalpally (V), Ibrahimpatnam (M),
R.R. Dist - 501 510. Telangana.

BHARAT INSTITUTE OF TECHNOLOGY
Mangalpally (V), Ibrahimpatnam (M), R.R. Dist.

BHARAT INSTITUTE OF TECHNOLOGY

Mangalpally, Ibrahimpatnam, R.R. District, PIN-501510

(Affiliated to JNTUH, Approved by AICTE and PCI, New Delhi. Accreditated by NAAC)

BLOOD DONATION CAMP

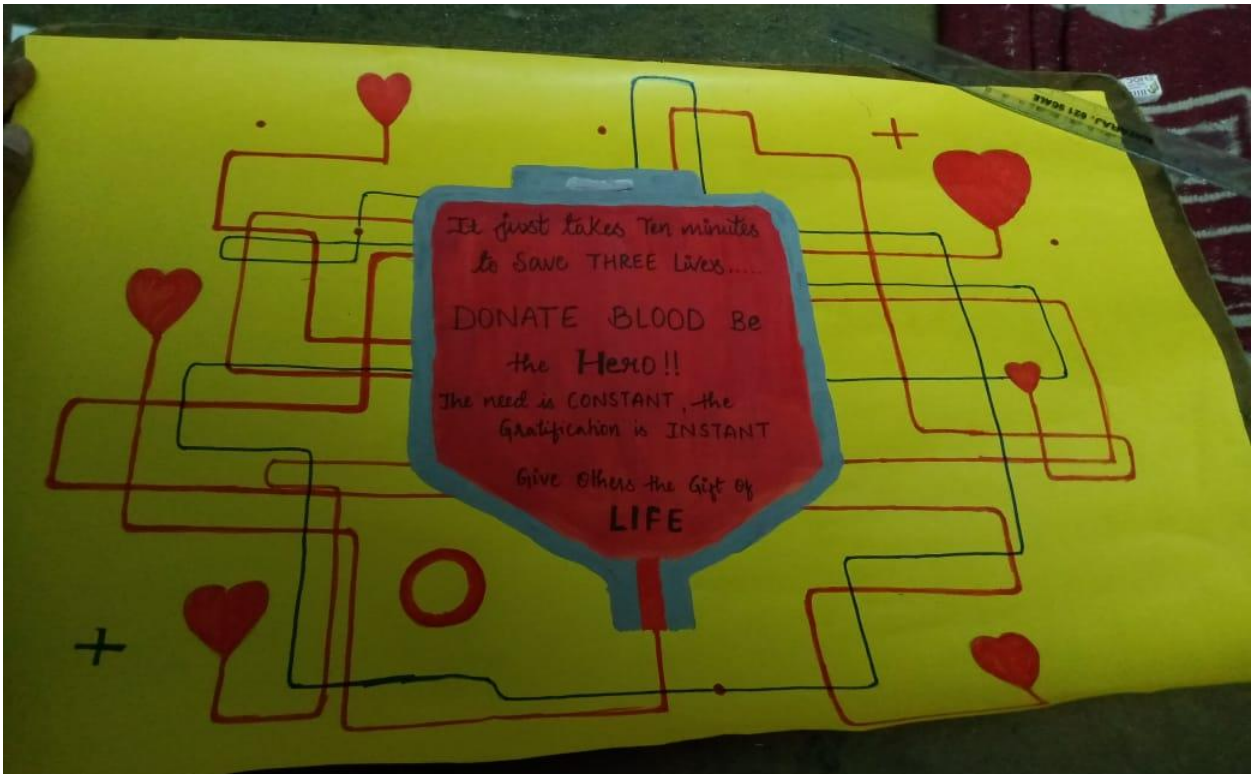

PRINCIPAL

Bharat Institute of Technology (Pharmacy)
Mangalpally (V), Ibrahimpatnam (M),
R.R. Dist - 501 510. Telangana.

BHARAT INSTITUTE OF TECHNOLOGY ★ Mangalpally (V), Ibrahimpatnam (M), R.R. Dist. ★

BHARAT INSTITUTE OF TECHNOLOGY

Mangalpally, Ibrahimpatnam, R.R. District, PIN-501510

(Affiliated to JNTUH, Approved by AICTE and PCI, New Delhi. Accreditated by NAAC)

PRINCIPAL

Bharat Institute of Technology (Pharmacy)
Mangalpally (V), Ibrahimpatnam (M),
R.R. Dist - 501 510. Telangana.

BHARAT INSTITUTE OF TECHNOLOGY ★ Mangalpally (V), Ibrahimpatnam (M), R.R. Dist. ★

Distribution of First aid kits

PRINCIPAL
Bharat Institute of Technology (Pharmacy)
Mangalpally (V), Ibrahimpatnam (M),
R.R. Dist - 501 510. Telangana.

BHARAT INSTITUTE OF TECHNOLOGY

BHARAT INSTITUTE OF TECHNOLOGY

Mangalpally, Ibrahimpatnam, R.R. District, PIN-501510

(Affiliated to JNTUH, Approved by AICTE and PCI, New Delhi. Accreditated by NAAC)

PRINCIPAL

Bharat Institute of Technology (Pharmacy)
Mangalpally (V), Ibrahimpatnam (M),
R.R. Dist - 501 510. Telangana.

BHARAT INSTITUTE OF TECHNOLOGY

BHARAT INSTITUTE OF TECHNOLOGY

Mangalpally, Ibrahimpatnam, R.R. District, PIN-501510

(Affiliated to JNTUH, Approved by AICTE and PCI, New Delhi. Accreditated by NAAC)

NATIONAL SCIENCE DAY (28-Feb-2019)

PRINCIPAL

Bharat Institute of Technology (Pharmacy)
Mangalpally (V), Ibrahimpatnam (M),
R.R. Dist - 501 510. Telangana.

BHARAT INSTITUTE OF TECHNOLOGY ★ Mangalpally (V), Ibrahimpatnam (M), R.R. Dist. ★ Dt:.....

BHARAT INSTITUTE OF TECHNOLOGY

Mangalpally, Ibrahimpatnam, R.R. District, PIN-501510

(Affiliated to JNTUH, Approved by AICTE and PCI, New Delhi. Accreditated by NAAC)

MEDICAL CAMP

PRINCIPAL

Bharat Institute of Technology (Pharmacy)
Mangalpally (V), Ibrahimpatnam (M),
R.R. Dist - 501 510. Telangana.

BHARAT INSTITUTE OF TECHNOLOGY (V), Ibrahimpatnam (M), R.R. Dist. Mangalpally

BHARAT INSTITUTE OF TECHNOLOGY

Mangalpally, Ibrahimpatnam, R.R. District, PIN-501510

(Affiliated to JNTUH, Approved by AICTE and PCI, New Delhi. Accreditated by NAAC)

PRINCIPAL

Bharat Institute of Technology (Pharmacy)
Mangalpally (V), Ibrahimpatnam (M),
R.R. Dist - 501 510. Telangana.

PRINCIPAL

BHARAT INSTITUTE OF TECHNOLOGY
Mangalpally (V), Ibrahimpatnam (M), R.R. Dist.

BHARAT INSTITUTE OF TECHNOLOGY

Mangalpally, Ibrahimpatnam, R.R. District, PIN-501510

(Affiliated to JNTUH, Approved by AICTE and PCI, New Delhi. Accreditated by NAAC)

15th April 2019

Blood donation camp Report

The Blood Donation Camp was conducted in association with **Indian Red Cross Society** at **Bharat institute of technology campus** on **15th April 2019.** In this camp, students of Bharat Institute of Technology were accompanied by Dr. G Sumalatha, Ms. P. Lavanya, Ms. K. Roja, Ms. Kiran verma and Mr. P. Dinesh. The camp was started in BIT campus at 10:00 am and ended at 3: 00 pm. In this camp, 64 number of students were participated and 5 teaching faculty were involved. A total of 89 donors participated and donated blood in this camp. The mission was made successful with the support and guidance of Dr. Sai krushna Padhy, Principal, Chairman, Shri. CH. Venugopal Reddy and Indian Red Cross Society, Hyderabad team. The programme had grand success by motivating both students and faculty for blood donation.



BHARAT INSTITUTE OF TECHNOLOGY

Mangalpally, Ibrahimpatnam, R.R. District, PIN-501510

(Affiliated to JNTUH, Approved by AICTE and PCI, New Delhi. Accreditated by NAAC)

Heartily thanks to all those who were involved in the Blood Donation Camp.

16/4/19
NSS Program officer

16th April 2019
Principal

BHARAT INSTITUTE OF TECHNOLOGY

Mangalpally, Ibrahimpatnam, R.R. District, PIN-501510

(Affiliated to JNTUH, Approved by AICTE and PCI, New Delhi. Accreditated by NAAC)

PHARMACISTS DAY CELEBRATIONS

PRINCIPAL

PRINCIPAL
Bharat Institute of Technology (Pharmacy)
Mangalpally (V), Ibrahimpatnam (M),
R.R. Dist - 501 510. Telangana.

BHARAT INSTITUTE OF TECHNOLOGY
Mangalpally (V), Ibrahimpatnam (M), R.R. Dist.

BHARAT INSTITUTE OF TECHNOLOGY

Mangalpally, Ibrahimpatnam, R.R. District, PIN-501510

(Affiliated to JNTUH, Approved by AICTE and PCI, New Delhi. Accreditated by NAAC)

PRINCIPAL

Bharat Institute of Technology (Pharmacy)
Mangalpally (V), Ibrahimpatnam (M),
R.R. Dist - 501 510. Telangana.

PRINCIPAL

BHARAT INSTITUTE OF TECHNOLOGY
Mangalpally (V), Ibrahimpatnam (M), R.R. Dist.

BHARAT INSTITUTE OF TECHNOLOGY

Mangalpally, Ibrahimpatnam, R.R. District, PIN-501510

(Affiliated to JNTUH, Approved by AICTE and PCI, New Delhi. Accreditated by NAAC)

26th September 2018

Pharmacist Day Celebration Report

A Pharmacist Day Celebration was carried out under the Theme of "**Pharmacists: Your Medicine Experts"** on 25th September 2018. In these Celebration Entire students of Bharat Institute of Technology-Pharmacy accompanied by Dr. Mihir Y. Parmar, Dr Sanjay Gupta, Mrs Kalpana, Mr Mohan Rao and Mr. Rajshekhar were participated. The Rally was started on at 10.00 am and end at 12.30 pm in rural area of Mangalpally. The Rally was made successful with the help of Dr Kiranmai, Academic In charge for her timely help and Management for sponsoring celebration of day. Also Students made a beautiful Rangoli and Poster for Awareness based on theme of Importance of Pharmacist in Society. Overall the celebration has grand success by making people awareness about medicine in their routine life and realization of that pharmacist as their medicine experts.

BHARAT INSTITUTE OF TECHNOLOGY

Mangalpally, Ibrahimpatnam, R.R. District, PIN-501510

(Affiliated to JNTUH, Approved by AICTE and PCI, New Delhi. Accreditated by NAAC)

BHARAT INSTITUTE OF TECHNOLOGY

Mangalpally, Ibrahimpatnam, R.R. District, PIN-501510

(Affiliated to JNTUH, Approved by AICTE and PCI, New Delhi. Accreditated by NAAC)

I AM A PHARMACIST

From Research to Health care: Your Pharmacist is at your service



I heartily thank to all of those who were involved in the celebration of Pharmacist day.

26/09/18

Dr. Mihir. Y. Parmar
Professor Pharmacology
I/c Pharmacist Day Celebration

28/9/18

Dr. Kiranmai
Academic I/c

26/9/18

Principal

BHARAT INSTITUTE OF TECHNOLOGY

Mangalpally, Ibrahimpatnam, R.R. District, PIN-501510

(Affiliated to JNTUH, Approved by AICTE and PCI, New Delhi. Accreditated by NAAC)

SS DAY:

The National Service Scheme (NSS) is an Indian government-sponsored public service program conducted by the Ministry of Youth Affairs and Sports of the Government of India. Popularly known as NSS, the scheme was launched in Gandhiji's Centenary year in 1969. Aimed at developing student's personality through community service, NSS is a voluntary association of young people in Colleges, Universities working for a campus-community (esp. Villages) linkage.

Programs initiated/conducted by NSS (Academic year 2018-19)

Sl No	Name of the program	Date	No of Students Participated
1.	AIDS awareness program	01-Dec-2018	150
2.	Cancer awareness 5k run by yashoda hospitals	03-Feb-2019	51
3.	Blood donation camp	15-Apr-2019	105
4.	NSS day	21-June-2018	93
5.	National Science Day	28-Feb-2019	183
6.	Medical Camp	At patelguda	84
7.	Pharmacists day celebrations	26-Sep-2018	244
8.	International yoga day	21-June-2018	106
9.	Distribution of First aid kits	22-Apr-2019	64
10.	National Youth day	16-01-2018	90

PRINCIPAL

PRINCIPAL
Bharat Institute of Technology (Pharmacy)
Mangalpally (V), Ibrahimpatnam (M),
R.R. Dist - 501 510. Telangana.

BHARAT INSTITUTE OF TECHNOLOGY
Mangalpally (V), Ibrahimpatnam (M), R.R. Dist.
Dt.

BHARAT INSTITUTE OF TECHNOLOGY

Mangalpally, Ibrahimpatnam, R.R. District, PIN-501510

(Affiliated to JNTUH, Approved by AICTE and PCI, New Delhi. Accreditated by NAAC)

2019-20

PRINCIPAL

Bharat Institute of Technology (Pharmacy)
Mangalpally (V), Ibrahimpatnam (M),
R.R. Dist - 501 510. Telangana.

PRINCIPAL
BHARAT INSTITUTE OF TECHNOLOGY
Mangalpally (V), Ibrahimpatnam (M), R.R. Dist.

BHARAT INSTITUTE OF TECHNOLOGY

Mangalpally, Ibrahimpatnam, R.R. District, PIN-501510

(Affiliated to JNTUH, Approved by AICTE and PCI, New Delhi. Accreditated by NAAC)

PRINCIPAL

Bharat Institute of Technology (Pharmacy)
Mangalpally (V), Ibrahimpatnam (M),
R.R. Dist - 501 510. Telangana.

PRINCIPAL

BHARAT INSTITUTE OF TECHNOLOGY
Mangalpally (V), Ibrahimpatnam (M), R.R. Dist.

BHARAT INSTITUTE OF TECHNOLOGY

Mangalpally, Ibrahimpatnam, R.R. District, PIN-501510

(Affiliated to JNTUH, Approved by AICTE and PCI, New Delhi. Accreditated by NAAC)

2020-2021

AIDS AWARENESS PROGRAM BY NSS

BHARAT INSTITUTE OF TECHNOLOGY

Mangalpally, Ibrahimpatnam, R.R. District, PIN-501510

(Affiliated to JNTUH, Approved by AICTE and PCI, New Delhi. Accreditated by NAAC)

2021-22

Blood donation camp

BLOOD DONATION CAMP

BHARAT INTITUTE OF TECHNOLOGY

A blood donation camp was organized as a part of pharmacy week in the month of November, 2021 in co-ordination with VUPPALA VENKAIAH MEMORIAL BLOOD BANK. Nearly 50 of the NSS Volunteers have donated the blood for THALSSEMIA and SICKLE CELL ANEMIA patients

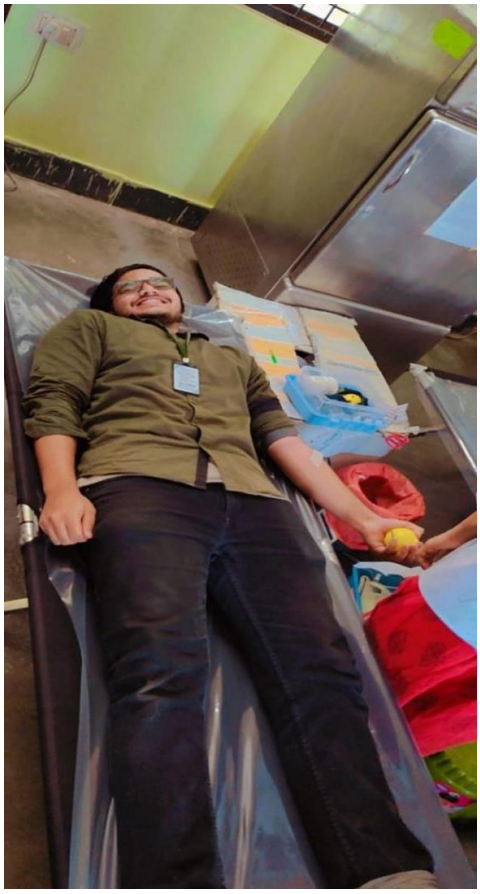

PRINCIPAL

Bharat Institute of Technology (Pharmacy)
Mangalpally (V), Ibrahimpatnam (M),
R.R. Dist - 501 510. Telangana.

BHARAT INSTITUTE OF TECHNOLOGY

BHARAT INSTITUTE OF TECHNOLOGY

Mangalpally, Ibrahimpatnam, R.R. District, PIN-501510

(Affiliated to JNTUH, Approved by AICTE and PCI, New Delhi. Accreditated by NAAC)

Rakthadaan seva trust

PRINCIPAL

Bharat Institute of Technology (Pharmacy)
Mangalpally (V), Ibrahimpatnam (M),
R.R. Dist - 501 510. Telangana.

BHARAT INSTITUTE OF TECHNOLOGY

BHARAT INSTITUTE OF TECHNOLOGY

Mangalpally, Ibrahimpatnam, R.R. District, PIN-501510

(Affiliated to JNTUH, Approved by AICTE and PCI, New Delhi. Accreditated by NAAC)

Report on Blood donation

1. Blood Donation camp

Blood donation event aimed to create awareness about the importance of blood donation, promote voluntary participation, and contribute to saving lives in the community. This report highlights the planning, execution, and outcomes of the blood donation camp.

Event Execution: The blood donation camp was executed successfully, total no 100 units of blood was contributed by our students to janahitja seva trust (Gandhi hospital)following a well-structured plan. The key activities during the camp included: a. Pre-screening and Registration: Volunteers from the blood bank conducted prescreening activities to ensure potential donors met the necessary health criteria.Registeredparticipantswereprovidedwithinformationandeducationalmaterialaboutblood donation

Donor Stations: Multiple stations were setup to facilitate the donation process efficiently. Eachstation consisted of trained medical professionals and support staff who guided donors through the process. c. Refreshments and Post-Donation Care: Refreshments were provided to donors after donation to aid their recovery. A post-donation care area was set up to monitor donors' health and provide any necessary assistance

PRINCIPAL

Bharat Institute of Technology (Pharmacy)
Mangalpally (V), Ibrahimpatnam (M),
R.R. Dist - 501 510. Telangana.

BHARAT INSTITUTE OF TECHNOLOGY
Mangalpally (V), Ibrahimpatnam (M), R.R. Dist.

BHARAT INSTITUTE OF TECHNOLOGY

Mangalpally, Ibrahimpatnam, R.R. District, PIN-501510

(Affiliated to JNTUH, Approved by AICTE and PCI, New Delhi. Accreditated by NAAC)

Report On Plantation

The goal of the Telangana government's flagship initiative, Haritha Haram, is to increase the state's green cover. The term Haritha Haram translates to "green garland" in Telugu, Telangana's official language.BITPharmacyNSS-UNITVolunterssparticipatedinthisprogrammeandmadehugesuccessful.

Swachh bharat

PRINCIPAL

Bharat Institute of Technology (Pharmacy)
Mangalpally (V), Ibrahimpatnam (M),
R.R. Dist - 501 510. Telangana.

BHARAT INSTITUTE OF TECHNOLOGY

BHARAT INSTITUTE OF TECHNOLOGY

Mangalpally, Ibrahimpatnam, R.R. District, PIN-501510

(Affiliated to JNTUH, Approved by AICTE and PCI, New Delhi. Accreditated by NAAC)

Report On swachh Bharat

"On the 150th anniversary of Mahatma Gandhi's birth, India's greatest tribute would be to keep India clean,"stated Shri Narendra Modi during the Swachh Bharat Mission launch in New Delhi's Rajpath.The Swachh Bharat Mission was introduced as a nationwide effort on October 2, 2014, and it covered the entire nation. By October 2, 2021, the initiative hopes to realize the goal of a "Clean India."we are very proud of students as MOTTO NOT ME BUT YOU NSS UNIT BIT

<u>Free eye testing camp</u>

Self empowerment programme

Report on Self–Empowerment Programme

Women who volunteer in tiny self-help groups have a favorable influence on women's social, political, and economic lives. It is regarded as one of the most important instruments for rural development. The answer to a lot of social and economic issues is to empower women. Since women's socioeconomic advancement is at the forefront of national development, it stands to reason that the government is quite concerned about it. 2001 was proclaimed the "Year of Women Empowerment" for this reason. Self-help groups are a useful tool for empowering women in all walks of life. Participation enhanced family income, decision-making, educational attainment, risk-taking capacity, and poverty alleviation. The study primarily focuses on the socioeconomic growth of SHG members and additionally attempts to the society as our students went to near by village and had many camp like health camp, awareness programme etc..

Clean india drive

ReportonClean–Indiadrive

On the occasion of Gandhi Jayanti, our campus held a cleanliness drive as part of the Swachh Bharat Abhiyaan Program. This program's primary goal was to raise pupils' knowledge of the advantages of cleanliness.

Every student in grades nine through twelve was required to take part in this program. Teachers played a crucial role in this initiative. We were required to clean the entire school as part of this Cleanliness Drive. The observers have to be the campus clean sweepers.

BHARAT INSTITUTE OF TECHNOLOGY

Mangalpally, Ibrahimpatnam, R.R. District, PIN-501510

(Affiliated to JNTUH, Approved by AICTE and PCI, New Delhi. Accreditated by NAAC)

FIT INDIA FREEDOM RUN

BHARAT INSTITUTE OF TECHNOLOGY

Mangalpally, Ibrahimpatnam, R.R. District, PIN-501510

(Affiliated to JNTUH, Approved by AICTE and PCI, New Delhi. Accreditated by NAAC)

Report on FIT-India 2k Run

Azadi ka Amrit Mahotsav as apart of it FIT india freedom 2k Run was Oraganised by the JNTUH NSS as programme officer and students participated in the event and we got Participated certificates and refreshment and the venue was at shilparamam hitecity

AIDS AWARENESS

PRINCIPAL

Bharat Institute of Technology (Pharmacy)
Mangalpally (V), Ibrahimpatnam (M),
R.R. Dist - 501 510. Telangana.

BHARAT INSTITUTE OF TECHNOLOGY
Mangalpally (V), Ibrahimpatnam (M), R.R. Dist.
Dt.

BHARAT INSTITUTE OF TECHNOLOGY

Mangalpally, Ibrahimpatnam, R.R. District, PIN-501510

(Affiliated to JNTUH, Approved by AICTE and PCI, New Delhi. Accreditated by NAAC)

Report on HIV-AIDS AWARENESS PROGRAMME

In collaboration with NSS, Higher Education dept. govt of TS, Hyderabad to organize Red Ribbon Club Awareness Programmes in colleges and university level seminars and competitions on youth and prevention of HIV/AIDS in all the districts of telengana state for creating health awareness among youth our students volunterss participated in the government school in mangalpally and gave the awareness and importance about the programme

PUREATHON 2K22

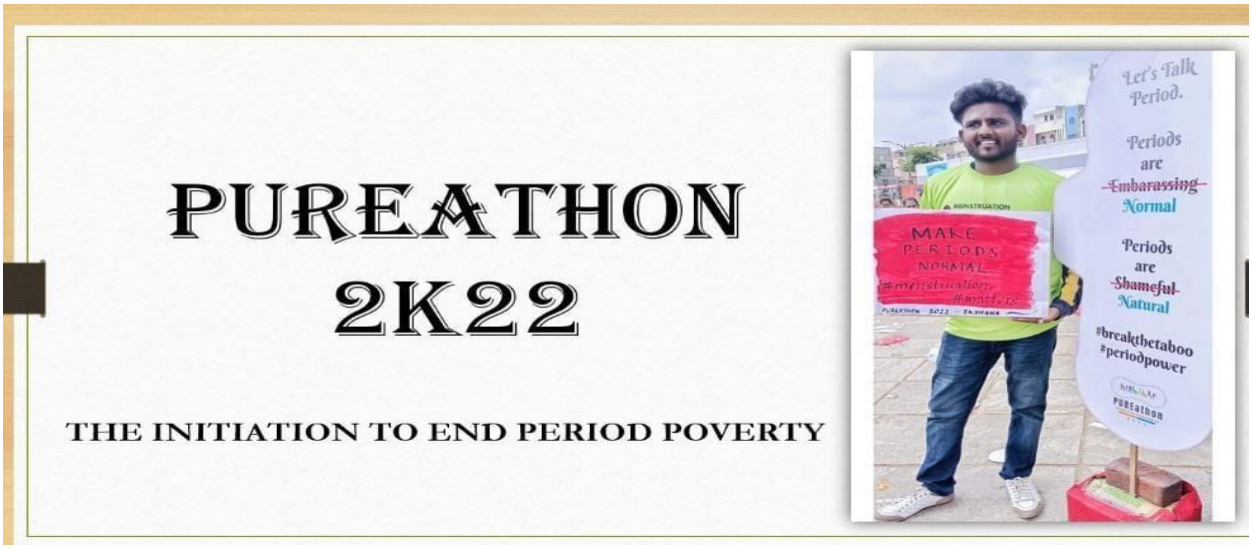

BHARAT INSTITUTE OF TECHNOLOGY

Mangalpally, Ibrahimpatnam, R.R. District, PIN-501510

(Affiliated to JNTUH, Approved by AICTE and PCI, New Delhi. Accreditated by NAAC)

Reporton MenstrualAwareness

The programme is about support the cause to end period poverty and students of BIT-Pharmacy and NSS Volunteers done a great job..even the boy have participated in the event and made success one. it was a great job done by our students.

National Youth festival

Report On National Youth Festival

OurHon.PM Sri Narendra modiji addressing the national youth festival in india at puducherry

BHARAT INSTITUTE OF TECHNOLOGY

Mangalpally, Ibrahimpatnam, R.R. District, PIN-501510

(Affiliated to JNTUH, Approved by AICTE and PCI, New Delhi. Accreditated by NAAC)

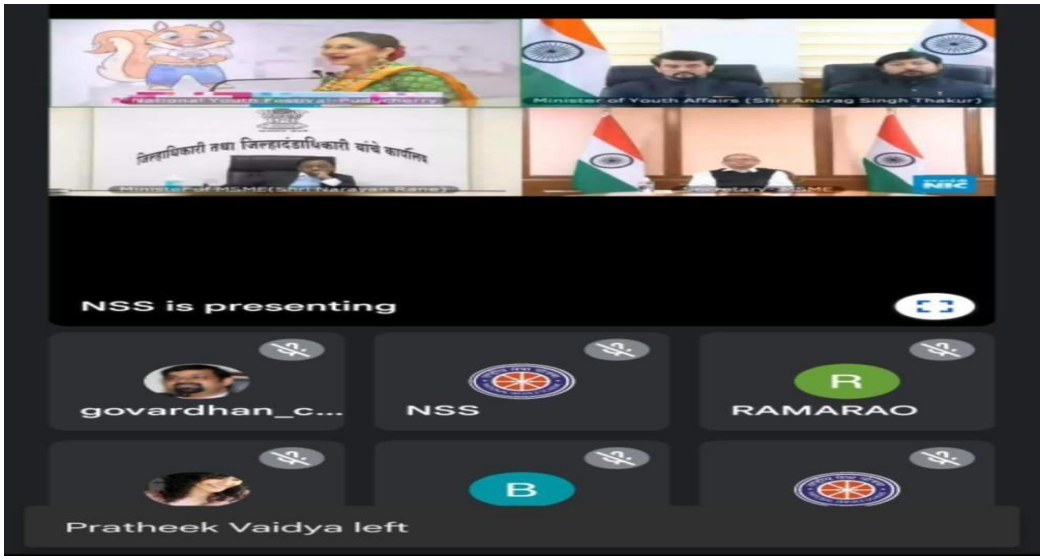

PRINCIPAL
Bharat Institute of Technology
Mangalpally (V), Ibrahimpatnam (M),
R.R. Dist - 501 510. Telangana.

BHARAT INSTITUTE OF TECHNOLOGY

Mangalpally, Ibrahimpatnam, R.R. District, PIN-501510

(Affiliated to JNTUH, Approved by AICTE and PCI, New Delhi. Accreditated by NAAC)

Report on Traffic Awareness Programme

Road Safety Awareness programme was organized by Hyderabad Traffic police in Association with BIT- PHARMACY-to avoid the accident death and to know the rule of traffic while crossing the road and to avoid the accidents our students shows a spiritual behavior among the them and participated in the event

Programs initiated/conducted by NSS (Academic year 2021-22)

Sl. No	Name of the Program	Date	No of students participated
1.	Blood donation camp	05-Nov-2021	183
2.	Plantation program	06-Sep-2021	106
3.	Swachh bharat	02-Oct-2021	134
2.	Free eye testing camp	24-Nov-2021	82
3.	Self empowerment program	23-Dec-2021	97
4.	Clean India drive	26-Dec-2021	66
5.	Rakthadaan seva trust program	06-Oct-2021	200
6.	FIT INDIA Freedom run	02-Oct-2021	73
7.	AIDS awareness program	01-Dec-2021	245
8.	PUREATHON/ Menstrual awareness program	02-July-2021	263
9.	National youth festival	12-Jan-2022	196
10.	Traffic awareness program	09-Feb-2022	94

PRINCIPAL
Bharat Institute of Technology
Mangalpally (V), Ibrahimpatnam (M),
R.R. Dist - 501 510. Telangana.

BHARAT INSTITUTE OF TECHNOLOGY

Mangalpally, Ibrahimpatnam, R.R. District, PIN-501510

(Affiliated to JNTUH, Approved by AICTE and PCI, New Delhi. Accreditated by NAAC)

2022-23

<u>One day workshop on Entrepreneurship[, Design, thinking and innovation</u>

PRINCIPAL
Bharat Institute of Technology
Mangalpally (V), Ibrahimpatnam (M),
R.R. Dist - 501 510. Telangana.

BHARAT INSTITUTE OF TECHNOLOGY

Mangalpally, Ibrahimpatnam, R.R. District, PIN-501510

(Affiliated to JNTUH, Approved by AICTE and PCI, New Delhi. Accreditated by NAAC)

International Seminar on Educational and Career guidance

PRINCIPAL
Bharat Institute of Technology
Mangalpally (V), Ibrahimpatnam (M),
R.R. Dist - 501 510. Telangana.

Personality developmet programmes at mediatation centre

Interested students are encouraged and motivated to attend the yoga sessions at the meditation support along with the NSS volunteers and faculty support

PRINCIPAL
Bharat Institute of Technology
Mangalpally (V), Ibrahimpatnam (M),
R.R. Dist - 501 510. Telangana.

Visit to Ramakrishna mutt

The students and faculty are encouraged to participate in the various programs conducted by the ramakrishna mutt

PRINCIPAL
Bharat Institute of Technology
Mangalpally (V), Ibrahimpetnam (M),
R.R. Dist - 501 510. Telangana.

BHARAT INSTITUTE OF TECHNOLOGY

Mangalpally, Ibrahimpatnam, R.R. District, PIN-501510

(Affiliated to JNTUH, Approved by AICTE and PCI, New Delhi. Accreditated by NAAC)

Narcotic Awareness Program

PRINCIPAL
Bharat Institute of Technology
Mangalpally (V), Ibrahimpatnam (M),
R.R. Dist - 501 510. Telangana.

BHARAT INSTITUTE OF TECHNOLOGY

Mangalpally, Ibrahimpatnam, R.R. District, PIN-501510

(Affiliated to JNTUH, Approved by AICTE and PCI, New Delhi. Accreditated by NAAC)

Blood donation camp

PRINCIPAL
Bharat Institute of Technology
Mangalpally (V), Ibrahimpatnam (M),
R.R. Dist - 501 510. Telangana.

BHARAT INSTITUTE OF TECHNOLOGY

Mangalpally, Ibrahimpatnam, R.R. District, PIN-501510

(Affiliated to JNTUH, Approved by AICTE and PCI, New Delhi. Accreditated by NAAC)

Clean India Campaign

Environment day

PRINCIPAL
Bharat Institute of Technology
Mangalpally (V), Ibrahimpatnam (M),
R.R. Dist - 501 510, Telangana.

- Environment Day: World Environment Day is celebrated annually on 5 June and encourages awareness and action for the protection of the environment. It is supported by many non-governmental organizations, businesses, government entities, and represents the primary United Nations outreach day supporting the environment.

Telangana formation day:

- The state of Telangana was officially formed on 2 June 2014. Kalvakuntla Chandrashekar Rao was elected as the first chief minister of Telangana, following elections in which the Bharat Rashtra Samithi party secured a majority.

Telangana Formation Day @JNTUH



PRINCIPAL
Bharat Institute of Technology
Mangalpally (V), Ibrahimpatnam (M),
R.R. Dist - 501 510. Telangana.

BHARAT INSTITUTE OF TECHNOLOGY

Mangalpally, Ibrahimpatnam, R.R. District, PIN-501510

(Affiliated to JNTUH, Approved by AICTE and PCI, New Delhi. Accreditated by NAAC)

World pneumonia day: World Pneumonia Day is a global event observed every year on 12 November **to spread awareness and educate people to combat Pneumonia disease**, which is a world's biggest infectious killer of adults and children, responsible for the majority of death of children below five around the world.

PRINCIPAL
Bharat Institute of Technology
Mangalpally (V), Ibrahimpatnam (M),
R.R. Dist - 501 510. Telangana.

- **Aids day**: World AIDS Day, designated on 1 December every year since 1988, is an international day dedicated to raising awareness of the AIDS pandemic caused by the spread of HIV infection and mourning those who've died of the disease.

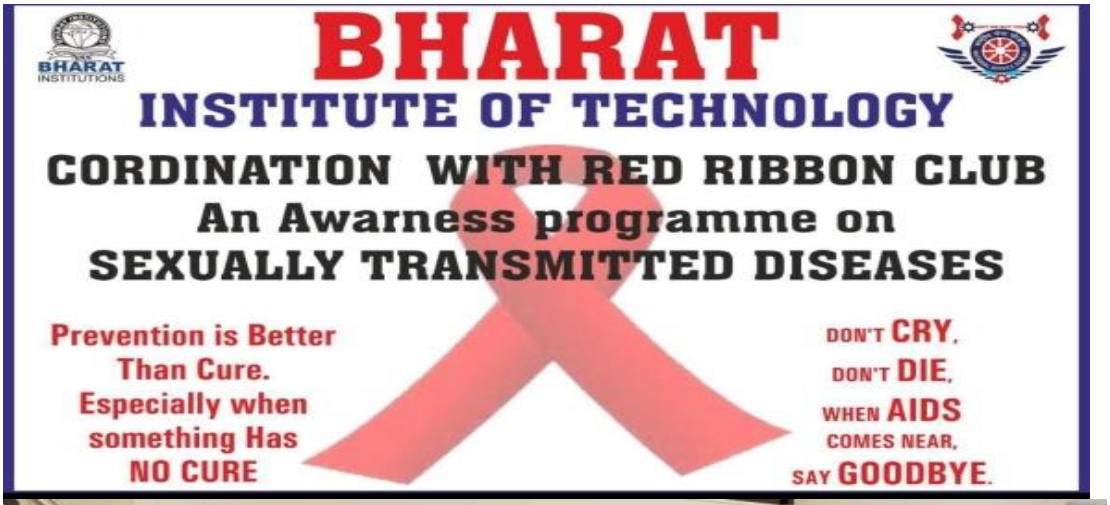

PRINCIPAL
Bharat Institute of Technology
Mangalpally (V), Ibrahimpatnam (M),
R.R. Dist - 501 510. Telangana.

BHARAT INSTITUTE OF TECHNOLOGY

Mangalpally, Ibrahimpatnam, R.R. District, PIN-501510

(Affiliated to JNTUH, Approved by AICTE and PCI, New Delhi. Accreditated by NAAC)

CCMB VISIT

Bharat Institute of Technology IV-Years visit to Centre for Cellular and Molecular Biology

Open day on 26-9-2022

PRINCIPAL
Bharat Institute of Technology
Mangalpally (V), Ibrahimpatnam (M),
R.R. Dist - 501 510. Telangana.

BHARAT INSTITUTE OF TECHNOLOGY

Mangalpally, Ibrahimpatnam, R.R. District, PIN-501510

(Affiliated to JNTUH, Approved by AICTE and PCI, New Delhi. Accreditated by NAAC)

MEDICAL CAMP

MEDICAL CAMP

PATELGUDA

International Yoga day

- International Yoga Day: The International Day of Yoga has been celebrated across the world annually on June 21 since 2015, following its inception in the United Nations General Assembly in 2014. Yoga is a physical, mental and spiritual practice which originated in ancient India.

PRINCIPAL
Bharat Institute of Technology
Mangalpally (V), Ibrahimpatnam (M),
R.R. Dist - 501 510. Telangana.

BHARAT INSTITUTE OF TECHNOLOGY

Mangalpally, Ibrahimpatnam, R.R. District, PIN-501510

(Affiliated to JNTUH, Approved by AICTE and PCI, New Delhi. Accreditated by NAAC)

Women's day: International Women's Day is a global holiday celebrated annually on March 8 as a focal point in the women's rights movement, bringing attention to issues such as gender equality, reproductive rights, and violence and abuse against women.

BHARAT INSTITUTE OF TECHNOLOGY

Mangalpally, Ibrahimpatnam, R.R. District, PIN-501510

(Affiliated to JNTUH, Approved by AICTE and PCI, New Delhi. Accreditated by NAAC)

Free health camp

Tests included in the medical checkup camp

1. Blood pressure
2. Random Blood Sugar
3. Eye Checkup
4. ECG
5. Doctor consultation
6. Dietician consultation

PRINCIPAL
Bharat Institute of Technology
Mangalpally (V), Ibrahimpatnam (M),
R.R. Dist - 501 510. Telangana.

BHARAT INSTITUTE OF TECHNOLOGY

Mangalpally, Ibrahimpatnam, R.R. District, PIN-501510

(Affiliated to JNTUH, Approved by AICTE and PCI, New Delhi. Accreditated by NAAC)

Programs initiated/conducted by NSS (Academic year 2022-23)

Sl No	Name of Program	Date	No of Students Participated
1.	Workshop on Entrepreneurship	24-02-2023	45
2.	Seminar on career guidance	04-Jan-2023	50
3.	Personality development program	21-June-2022	55
4.	Ramakrishna mutt Visit	02-Aug-2022	50
5.	Narcotic drug awareness program	06-May-2023	25
6.	Blood donation camp	15-July-2022	120
7.	Clean india campaign	19-Oct-2022	150
8.	Environment day	05-June-2022	92
9.	Telangana formation day	02-June-2022	20
10.	World pneumonia day	12-Nov-2022	80
11.	CCMB visit	26-Sep-2022	70
12.	AIDS day	01-Dec-2022	80
13.	Free medical camp	11-April-2023	63
14.	Traffic awareness	20-March-2023	60
15.	CPR training	20-05-2023	107
16.	Pharmacists day celebrations	25-Sep-2022	200

PRINCIPAL
Bharat Institute of Technology
Mangalpally (V), Ibrahimpatnam (M),
R.R. Dist - 501 510. Telangana.

BHARAT INSTITUTIONS

General Rules, Regulations, Policies & Procedures

iv. At the time of resuming duty after availing medical leave, the employee should submit fitness certificate from the competent authority.

2. Paid leave for Marriage :

I. An Employee is eligible for one time paid Marriage Leave of six working days only, after the successful completion of One year satisfactory Service without any note, memo or charge sheet at Bharat Institutions.

II. Employee should apply leave one week (preferably 10 days) in advance along with wedding card and it should be sanctioned by the concerned Authority.

III. On 7th working day employee should report to the duty. In case, the leave is availed for more than 6 working days, employee will not be eligible for paid marriage leave and the period of leave will be regularized by deducting CLs at their credit. Apart from the CLs adjustment the remaining days will be regularized by LOP leaves upto a maximum of 10 days all together.

IV. From 11th day onwards each day of absence will be treated as 2 days LOP up to a maximum of 15 days all together. Thereafter it will be treated as unauthorized absence, agreement violation and it will be considered as break in service.

V. Employee is not eligible for any kind of other leaves during that particular month.

3. Maternity Leave :

I. All women employees who have completed three years and above of satisfactory service without any note, memo or charge sheet in the institution are eligible for maximum of 90 days maternity leave as a onetime benefit, for the first child only. It can be extended for another 90 days on LOP basis. For the second child maternity leave is allowed only on LOP basis. For the 3rd child no leave will be sanctioned. It will be considered as break in service.

II. Any women employee on family way irrespective of their Service/Tenure will be sanctioned Maternity leave on loss of pay for 90 days, who have not completed three years and above of satisfactory service without any note, memo or charge sheet in the institution are eligible for maximum of 90 days maternity leave as a onetime benefit, for only one child.

III. Prior to proceeding on maternity leave she should apply for the maternity leave in the prescribed leave form along with leave request letter to the concerned authorities and get the sanctioned well in advance i.e. 3 months along with medical certificate.

IV. During the maternity leave the employee will be paid half the emoluments of the salary provided, she joins back on duty immediately after 90 days of leave and should serve the organization for a minimum period of Two years from the date of rejoining.

V. If any female employee wants to avail the maternity leave, it is suggested to avail immediately after last instruction day of the semester or academic year and facilitate the organization to appoint substitute employee to compensate their work.

VI. If any female employee applies for the maternity leave after completion of semester and after availing the vacation, she should serve the organization for minimum of 2 years after returning from the maternity leave or else it will be treated as agreement violation.

PRINCIPAL
Bharat Institute of Technology (Pharmacy)
Mangalpally (V), Ibrahimpatnam (M),
R.R. Dist - 501 510. Telangana.

vii. In case of the employee not reporting back on completion of paid maternity leave, she will not be entitled for paid maternity leave. Thereafter it will be treated as unauthorized absence, agreement violation and break in service.

4. SUMMER VACATION:

(a) Teaching Staff: The teaching staff who have put in the service as mentioned below will be sanctioned summer vacation as mentioned against each with satisfactory service and without memos. While submitting application for summer vacation, they should submit an undertaking to work for the organization for one academic year on their re-joining after summer vacation. The remuneration will be released on re-joining after summer vacation.

Service with this institute in one complete semester	7 days
Service with this institute in two complete semesters	14 days
If employee service with institute is more than one academic year	21 days
The teaching assistants are not eligible for summer vacation.	

(b) Non-Teaching staff: Non-teaching staff will be permitted to avail summer vacation upto a maximum of 7 days paid leave who have completed satisfactory service of 3 years without any Note, Memo or charge sheet in this institution. However, the management at its discretion may consider/reject the leave applied due to exigencies of service.

5. Special Leave on account of bandh, curfew, and environmental calamities***
Employees who could not attend the college / office on account of bandh, curfew and environmental calamity can be granted special leave with full emoluments but in compensation to his/her absence, the employee has to attend the duties on some Non Working day/Holiday as required and specified by the management committee.

6. Sabbatical leave

1. Maximum 10 days of sabbatical leaves may be availed by the teaching staff in one academic year.
2. Eligibility for sabbatical leaves is as follows:

Professor	Associate Professor with PhD	Associate Professor without PhD	Assistant Professor
From day 1 of joining	After 1 year from the date of joining	After 2 years from the date of joining	After 2 years from the date of joining

3. It may be availed for attending seminars/ workshops/ conferences/ symposiums organized by University campus colleges, IITs or equivalent, or Govt. / Public sector undertakings only.

PRINCIPAL
Bharat Institute of Technology (Pharmacy)
Mangalpally (V), Ibrahimpatnam (M),
R.R. Dist - 501 510

4. It may be availed up to a max limit. of 10 days in a year and it will be sanctioned with full pay to the teaching staff who have registered for / pursuing Ph.D (within 3 years from the date of registration only) to attend the Ph.D work, provided the employee submits relevant documents from the University like confirmation letter from the guide and their research scholar ID proof. It is to provide time off to continue their education and to enhance the value of the institution through their creative research.
5. If the sabbatical leave is availed for pursuing the PhD, such faculty should serve the organization for at least 2 years after the award of PhD.
6. To obtain this type of leave an employee has to follow prescribed standard leave format and it is the responsibility of the employee to see to it that it should not hinder the departmental works like conduction of the theory/practical class work, exams, evaluation of papers etc.

PRINCIPAL
Bharat Institute of Technology (Pharmacy)
Mangalpally (V), Ibrahimpatnam (M),
R.R. Dist. - 501 510. Telangana.

4. EMPLOYEE GROUP HEALTH INSURANCE

Accounts Copy

BHARAT INSTITUTE OF ENGINEERING & TECHNOLOGY

Mangalpally (V), Ibrahimpatnam(M), Ranga Reddy Dist-501510, PHONE NO:08414-252313,

PURCHASE ORDER

Vendor's Name & Address:
TATA AIG GENERAL INSURANCE CO. LTD
Srikanth DV
ASM-CL Verticle
Mobile-9885695962

Order No	:	BIET/MAY'2024/ TATA AIG /INSURANCE/BIET,PG CLG,BIT & BSP /PO:10
Order Date	:	8-May-2024
Terms of Payment	:	100% Advance Payment
Supplier's Ref.	:	BIET/MAY'2024/INSURANCE/TATA AIG/PO:10
Other Ref.	:	Quote -Q200026030511, Date 07.05.2024

Sr. No.	Particular	Unit	Total No. of Unit	Rate Per Unit	Amount
1	Group Health Insurance Policy (Inclusive of GST) 1. No of Employees - a) Bharat Institute of Engineering & Technology-137 b) Bharat Degree & PG College for Women-8 c) Bharat Institute of Technology-26 d) Bharat School of Pharmacy-11 Total Employees-182 2. Age Band-18 to 90 years 3. Pre post Hospitalization 30 to 60 Days 4. Maternity Benefit a) normal-50,000 b) C- Section- 50,000 5. Ambulance – 1% of SI with maximum Amount of 3,000 6. Limit on Room Rent – 2% of SI for normal 7. Limit on Room Rent – 4% of SI for ICU 8. Health Checkup – Covered 9. Modern Treatments – IRDAI Specified 12 Treatments Covered with 50% co-Pay 10. organ Donor – Medical and Surgical Expenses covered Total Sum Insured for Employee -5,00,000				17,45,690.00
	Total				17,45,690.00

Indian Rupees Seventeen Lakh Forty Five Thousand Six Hundred Ninety Only

Terms & Conditions :

1. Payment: 100 % Advance payment .
2. Tax & Duties: Above Rates are Inclusive of All Taxes & Duties.
3. Bill Should Be Raised in the Name of "Bharat Institute Of Engg. And Technology".

8/5/24 8/5/2024

Prepared | Verified | Purchase Committee I/c | Academic I/c | Admin I/c | Principal

Received PO and accepted Terms and Conditions

Signature of Vendor with Date

For BHARAT INSTITUTE OF ENGINEERING & TECHNOLOGY

Authorized Signatory 8/05/2024.

TATA-AIG General Insurance Company Ltd.

5th Floor, Imperial Towers, Above South India Shopping Mall,
Ameerpet Hyderabad -500016 | Tel: +91 40 6657 5000 Fax: +91 40 6657 5099

Risk Covering Letter

Date: 23/05/2024

Policy no. 0239789385

Insured name**: CHINTA REDDY MADHUSUDHAN REDDY EDUCATIONAL SOCIETY**
Address: **MANGALPALLY VILLAGE, IBRAHIMPATNAM MANDAL, HYDERABAD TELANGANA Pincode - 501510**

Dear Sir/Madam,

Ref: Group Medicare Policy

.
We thankfully acknowledge the receipt of Rs. 1745690/- for the payment towards the GMP policy of your Employees

Sr. No:	Description	Sum Insured (INR)	Premium (INR) Including GST	Total Amount (INR)
1	**Group Medicare Policy**	**9,05,00,000**	**1,734,880./-**	**1,734,880./-**

NUMBER OF LIVES COVERED : 181
Members Covered : Employees only

Below are the list of colleges belongs to **CHINTA REDDY MADHUSUDHAN REDDY EDUCATIONAL SOCIETY** are covered under the policy.

Bharat Institute of Engineering and Technology
Bharat PG College for Women
Bharat School of Pharmacy &
Bharat Institute of Technology Pharmacy

We confirm cover under the above policies for the period 08.05.2024 to 07.05.2025.

Thanking You

Yours faithfully,

For ***Tata Aig General Insurance Company Limited***

BHARAT INSTITUTE OF TECHNOLOGY

Mangalpally, Ibrahimpatnam, R.R. District, PIN-501510

(Affiliated to JNTUH, Approved by AICTE and PCI, New Delhi. Accreditated by NAAC)

27/11/2018

CIRCULAR

This is to inform all the faculties and students that we are organizing an HIV AIDS Awareness on 01-12-2018. All the students are instructed to participate in Awareness programme. All the class incharges are furnished below kindly follow the schedule mentioned below. Class in charges shall make sure that students actively participate in the programme.

1. Name of the Event: HIV AIDS Awareness programme
2. Supporting Team : NSS volunteers & students
3. Date : 01/12/2018
4. Time : 10:00 am-12:30 pm
5. Venue : College ground and lawn

PRINCIPAL

Principal
Bharat Inst of Technology
Mangalpally (V).
Ibrahimpatnam (M). R.R. Dist.

Vision

To build nation's one among the best centers of excellence engaged in providing overall pharmaceutical Education including training and research. Bharat Institute of technology (Pharmacy) firmly believes that right knowledge and ethical responsibility drives individual commitment for the service of mankind.

Mission

M1: To bring students India's best education, as combination of teaching theory and practical application of knowledge and research in pharmaceutical sciences in order to train them to many positions of leadership and responsibility in pharmaceutical industry in academic and health care sector.

M2: To impart education, in a conductive ambience as comprehensive as possible , with the support of modern technologies and pedagogic tools and thereby develop in the students the abilities and passions to work wisely , creatively and effectively for the betterment of society.

M3: to impart a value based education, where the mind, body and the soul are holistically developed and major purpose of life is seen in the mankind and meeting the great challenges of the future.

BHARAT INSTITUTE OF TECHNOLOGY

Mangalpally, Ibrahimpatnam, R.R. District, PIN-501510

(Affiliated to JNTUH, Approved by AICTE and PCI, New Delhi. Accreditated by NAAC)

25/09/2018

CIRCULAR

This is to inform all the faculties and students, on the occasion of "Pharmacists day" The NSS team of the college is organizing a program for the Pharmacists oath on 26th September 2018. In this regard all are instructed to gather in lawn to take Pharmacists oath, participate in the event and make it success. Class in charges shall make sure that students actively participate in the programme.

1. Name of the Event : Pharmacists day
2. Supporting Team : NSS Volunteers& Students of pharmacy
3. Date : 26/09/2018
4. Time : 09:00 am-3:30 pm
5. Venue : College lawn, BIT-Pharmacy

PRINCIPAL

Principal
Bharat Inst of Technology
Mangalpally (V),

Vision

To build nation's one among the best centers of excellence engaged in providing overall pharmaceutical Education including training and research. Bharat Institute of technology (Pharmacy) firmly believes that right knowledge and ethical responsibility drives individual commitment for the service of mankind.

Mission

M1: To bring students India's best education, as combination of teaching theory and practical application of knowledge and research in pharmaceutical sciences in order to train them to many positions of leadership and responsibility in pharmaceutical industry in academic and health care sector.

M2: To impart education, in a conductive ambience as comprehensive as possible , with the support of modern technologies and pedagogic tools and thereby develop in the students the abilities and passions to work wisely , creatively and effectively for the betterment of society.

M3: to impart a value based education, where the mind, body and the soul are holistically developed and major purpose of life is seen in the mankind and meeting the great challenges of the future.

BHARAT INSTITUTE OF TECHNOLOGY

Mangalpally, Ibrahimpatnam, R.R. District, PIN-501510

(Affiliated to JNTUH, Approved by AICTE and PCI, New Delhi. Accreditated by NAAC)

13/04/2019

CIRCULAR

This is to inform all the faculties and students that we are organizing a "Blood donation camp" on 15-04-2019. All the students and faculty are instructed to make use of the camp and save life by donating blood. Class in charges shall make sure that students actively participate in the programme.

1. Name of the Event: Blood donation camp
2. Supporting Team : NSS volunteers &students
3. Date : 15/04/2019
4. Time : 10:00 am-12:30 pm
5. Venue : College ground and lawn

PRINCIPAL

PRINCIPAL
Bharat Institute of Technology (Pharmacy)
Mangalpally (V), Ibrahimpatnam (M).
R.R. Dist., 501 510. Telangana.

Vision

To build nation's one among the best centers of excellence engaged in providing overall pharmaceutical Education including training and research. Bharat Institute of technology (Pharmacy) firmly believes that right knowledge and ethical responsibility drives individual commitment for the service of mankind.

Mission

M1: To bring students India's best education, as combination of teaching theory and practical application of knowledge and research in pharmaceutical sciences in order to train them to many positions of leadership and responsibility in pharmaceutical industry in academic and health care sector.

M2: To impart education, in a conductive ambience as comprehensive as possible , with the support of modern technologies and pedagogic tools and thereby develop in the students the abilities and passions to work wisely , creatively and effectively for the betterment of society.

M3: to impart a value based education, where the mind, body and the soul are holistically developed and major purpose of life is seen in the mankind and meeting the great challenges of the future.

BHARAT INSTITUTE OF TECHNOLOGY

Mangalpally, Ibrahimpatnam, R.R. District, PIN-501510

(Affiliated to JNTUH, Approved by AICTE and PCI, New Delhi. Accreditated by NAAC)

20/04/2019

CIRCULAR

This is to inform all the faculties and students that on the behalf of NSS team of Bharat "FIRST AID KITS" Distribution program was going to be organized on 22nd April 2019. All the students and faculty are instructed to actively present for the Program and make it as grand success.

Name of the Event: FIRST AID KITS distribution

1. Supporting Team : NSS volunteers &students
2. Date : 22/04/2019
3. Time : 10:00 am-12:30 pm
4. Venue : Room No: 310

PRINCIPAL

PRINCIPAL
Bharat Institute of Technology (Pharmacy)
Mangalpally (V), Ibrahimpatnam (M),
R.R. Dist - 501 510. Telangana.

Vision

To build nation's one among the best centers of excellence engaged in providing overall pharmaceutical Education including training and research. Bharat Institute of technology (Pharmacy) firmly believes that right knowledge and ethical responsibility drives individual commitment for the service of mankind.

Mission

M1: To bring students India's best education, as combination of teaching theory and practical application of knowledge and research in pharmaceutical sciences in order to train them to many positions of leadership and responsibility in pharmaceutical industry in academic and health care sector.

M2: To impart education, in a conductive ambience as comprehensive as possible , with the support of modern technologies and pedagogic tools and thereby develop in the students the abilities and passions to work wisely , creatively and effectively for the betterment of society.

M3: to impart a value based education, where the mind, body and the soul are holistically developed and major purpose of life is seen in the mankind and meeting the great challenges of the future.

BHARAT INSTITUTE OF TECHNOLOGY

Mangalpally, Ibrahimpatnam, R.R. District, PIN-501510

(Affiliated to JNTUH, Approved by AICTE and PCI, New Delhi. Accreditated by NAAC)

27/02/2019

CIRCULAR

This is to inform all the faculties and students, On the occasion of "National Science day" on 28th February 2019, Poster presentation competition is going to be conducted on science themes. All the students are instructed to Participate in the program. Interested students can enroll your names with the NSS Volunteers.

1. Name of the Event: "National science day"- Poster presentation
2. Supporting Team : NSS volunteers & students
3. Date : 28/02/2019
4. Time : 10:00 am-12:30 pm
5. Venue : College ground and lawn

PRINCIPAL

PRINCIPAL
Bharat Institute of Technology (Pharmacy)
Mangalpally (V), Ibrahimpatnam (M),
R.R. Dist - 501 510. Telangana.

Vision

To build nation's one among the best centers of excellence engaged in providing overall pharmaceutical Education including training and research. Bharat Institute of technology (Pharmacy) firmly believes that right knowledge and ethical responsibility drives individual commitment for the service of mankind.

Mission

M1: To bring students India's best education, as combination of teaching theory and practical application of knowledge and research in pharmaceutical sciences in order to train them to many positions of leadership and responsibility in pharmaceutical industry in academic and health care sector.

M2: To impart education, in a conductive ambience as comprehensive as possible , with the support of modern technologies and pedagogic tools and thereby develop in the students the abilities and passions to work wisely , creatively and effectively for the betterment of society.

M3: to impart a value based education, where the mind, body and the soul are holistically developed and major purpose of life is seen in the mankind and meeting the great challenges of the future.

BHARAT INSTITUTE OF TECHNOLOGY

Mangalpally, Ibrahimpatnam, R.R. District, PIN-501510

(Affiliated to JNTUH, Approved by AICTE and PCI, New Delhi. Accreditated by NAAC)

12/03/2019

CIRCULAR

This is to inform all the faculties and students that we are organizing a Medical checkup &Awareness camp on 13-03-2019 at Patelguda . In this regard all the students and faculty are instructed to participate in the event and make use of the opportunity. Details of the program will be announced. Class in charges shall make sure that students actively participate in the programme.

1. Name of the Event : Medical Checkup camp
2. Supporting Team : NSS Volunteers& Students of pharmacy
3. Date : 13/03/2019
4. Time : 09:00 am-3:30 pm
5. Venue : PATELGUDA

PRINCIPAL

PRINCIPAL
Bharat Institute of Technology (Pharmacy)
Mangalpally (V), Ibrahimpatnam (M)
R.R. Dist - 501 510. Telangana.

Vision

To build nation's one among the best centers of excellence engaged in providing overall pharmaceutical Education including training and research. Bharat Institute of technology (Pharmacy) firmly believes that right knowledge and ethical responsibility drives individual commitment for the service of mankind.

Mission

M1: To bring students India's best education, as combination of teaching theory and practical application of knowledge and research in pharmaceutical sciences in order to train them to many positions of leadership and responsibility in pharmaceutical industry in academic and health care sector.

M2: To impart education, in a conductive ambience as comprehensive as possible , with the support of modern technologies and pedagogic tools and thereby develop in the students the abilities and passions to work wisely , creatively and effectively for the betterment of society.

M3: to impart a value based education, where the mind, body and the soul are holistically developed and major purpose of life is seen in the mankind and meeting the great challenges of the future.

3rd February 2019

A Cancer awareness Programme Report

A Cancer awareness Programme was held in Yashoda Cancer Institute malakpet, Hyderabad. In this Programme a total of 60 Pharmacy students under the Guidance of Two faculties (Ms. Kiran Verma and Ms. Justina Jose) attended the programme. This was arranged on 3rdFebruary 2019 and started at 7:30am and end at 12:00 pm. At 7:30 am PET was started followed by Reilly at 8:30 am. And then concluded with 5K run.

The Reilly was graced by Telugu Celebrity Mr. Navdeep Pallapolu. The programme made Successful with the help of Dr. Vijay Kumar, Organising Chairman of Yashoda Hospital, malakpet.

With this awareness programme we tried to create awareness among peoples regarding cancer, which is an ongoing disease in present generation and affecting a large number of population.

We heartly thank to all the students who were present in this awareness programme.

04/02/19

Dr.MihirParmar

Professor

Admin I/C

29/02/2019.

Dr.Mrinmal Das

Professor

Academic I/C

Dr.Vijaya Vani

Professor

Principal

BHARAT INSTITUTE OF TECHNOLOGY

Mangalpally (V), Ibrahimpatnam (M), R. R. District (AP) – 501510
(Approved by AICTE & PCI, New Delhi and Affiliated to JNTUH, Hyderabad)
Sponsored by: CHMR EDUCATIONAL SOCIETY
Phone: 08414-252645, e-mail: bitpharm2009@gmail.com

Date: - 06-01-2018

CIRCULAR

All the teaching and non teaching faculty are hereby informed that a Two days program on the occasion of **'Vivekanada jayanthi' (National Youth Day)** is scheduled on 10/01/2018 to 11/01/2018. Respective class incharges are requested to inform their class students regarding the participation in the program. Lunch will be provided by the management.

PRINCIPAL

PRINCIPAL
Bharat Institute of Technology
Mangalpally (V), Ibrahimpatnam (M),
R.R.Dist-501 510. Telangana.

VISION: To build the nations one among the best centers of excellence engaged in providing overall pharmaceutical education including training and research. Bharat Institute of Technology (Pharmacy) firmly believes that right knowledge and ethical responsibility drives individual's commitment for the service of mankind.

MISSION:

M1: To bring to students India's best education, as a combination of teaching theory and practical application of knowledge and research in pharmaceutical sciences in order to train them to many positions of leadership and responsibility in the pharmaceutical industry, academics and health care sector.

M2:To impart education, in a conducive ambience, as comprehensive as possible, with the support of modern technologies and pedagogic tools, and thereby develop in students the abilities and passion to work wisely, creatively and effectively for the betterment of the society.

M3: To impart a value based education, where the mind, body and the soul are holistically developed, major purpose of life is seen by mankind and meeting the great challenges of the future.

Date: 14/01/2018

CONSOLIDATED REPORT ON

VIVEKANANDA JAYANTHI

Swami Vivekananda was a well known Indian Hindu monk and chief disciple of the 19th century Indian mystic Ramakrishna Paramahamsa. He is well known for introducing Indian philosophies like Vedanta and yoga to the world. His birthday, on January 12th is celebrated as Vivekananda's Jayanthi all over India and also National Youth day. Ramakrishna with his disciple founded Ramakrishna math and Ramakrishna mission.

In our institute, we celebrated the event with lots of joy and pleasure. The session included yoga for one hour followed speeches on the development of teaching skills to faculties followed by valuable speeches and motivational sayings of Vivekananda. Our college will have a visit to RK math once in a year for FDP (Faculty development programme) in the month of June.

Our principal emphasized on the values, morals, sayings and lectures on education by Vivekananda. The speech was motivational and helped us a lot to implement in our day to day life. The session was ended with the distribution of complementary books based on the journey of life of Vivekananda followed by vote of thanks by Dr. Kiranmai.

Principal

PRINCIPAL
Bharat Institute of Technology
Mangalpally (V), Ibrahimpatnam (M),
R.R.Dist-501 510. Telangana.

INSTITUTIONAL DISTINCTIVENESS NSS ACTIVITIES (2019-20)

BHARAT INSTITUTE OF TECHNOLOGY

Mangalpally, Ibrahimpatnam, R.R. District, PIN-501510

(Affiliated to JNTUH, Approved by AICTE and PCI, New Delhi. Accreditated by NAAC)

24/04/2020

CIRCULAR

This is to inform all the faculties and students that we are organizing an Blood Donation camp (Be A Donor) 25-04-2020 so all the students must participate in the programme , all the class are furnished below kindly follow the schedule mentioned below. Class in charges shall make sure that students actively participate in the programme.

1. Name of the Event: Blood Donation
2. Supporting Team : Nss volunteers &students
3. Date : 25/04/2020
4. Time : 10:00 am-3:30 pm
5. Venue : College and Lawn

PRINCIPAL

PRINCIPAL
Bharat Institute of Technology (Pharmacy)
Mangalpally (V), Ibrahimpatnam (M),
R.R. Dist. 501510, Telangana.

Vision

To build nation's one among the best centers of excellence engaged in providing overall pharmaceutical Education including training and research. Bharat Institute of technology (Pharmacy) firmly believes that right knowledge and ethical responsibility drives individual commitment for the service of mankind.

Mission

M1: To bring students India's best education, as combination of teaching theory and practical application of knowledge and research in pharmaceutical sciences in order to train them to many positions of leadership and responsibility in pharmaceutical industry in academic and health care sector.

M2: To impart education, in a conductive ambience as comprehensive as possible , with the support of modern technologies and pedagogic tools and thereby develop in the students the abilities and passions to work wisely , creatively and effectively for the betterment of society.

M3: to impart a value based education, where the mind, body and the soul are holistically developed and major purpose of life is seen in the mankind and meeting the great challenges of the future.

BHARAT INSTITUTE OF TECHNOLOGY

Mangalpally, Ibrahimpatnam, R.R. District, PIN-501510

(Affiliated to JNTUH, Approved by AICTE and PCI, New Delhi. Accreditated by NAAC)

28/11/2019

CIRCULAR

This is to inform all the faculties and students that we are organizing an HIV AIDS Awareness on 01-12-2019. All the students are instructed to participate in Awareness programme. All the class incharges are furnished below kindly follow the schedule mentioned below. Class in charges shall make sure that students actively participate in the programme.

1. Name of the Event: HIV AIDS Awareness programme
2. Supporting Team : NSS volunteers & students
3. Date : 01/12/2019
4. Time : 10:00 am-12:30 pm
5. Venue : College ground and lawn

PRINCIPAL

Vision

To build nation's one among the best centers of excellence engaged in providing overall pharmaceutical Education including training and research. Bharat Institute of technology (Pharmacy) firmly believes that right knowledge and ethical responsibility drives individual commitment for the service of mankind.

Mission

M1: To bring students India's best education, as combination of teaching theory and practical application of knowledge and research in pharmaceutical sciences in order to train them to many positions of leadership and responsibility in pharmaceutical industry in academic and health care sector.

M2: To impart education, in a conductive ambience as comprehensive as possible , with the support of modern technologies and pedagogic tools and thereby develop in the students the abilities and passions to work wisely , creatively and effectively for the betterment of society.

M3: to impart a value based education, where the mind, body and the soul are holistically developed and major purpose of life is seen in the mankind and meeting the great challenges of the future.

BHARAT INSTITUTE OF TECHNOLOGY

Mangalpally, Ibrahimpatnam, R.R. District, PIN-501510

(Affiliated to JNTUH, Approved by AICTE and PCI, New Delhi. Accreditated by NAAC)

24/09/2019

CIRCULAR

This is to inform all the faculties and students that we are organizing an Traffic Awareness programme 25-09-2019 so all the students must participate in the programme , all the class are furnished below kindly follow the schedule mentioned below. Class in charges shall make sure that students actively participate in the programme.

1. Name of the Event: Traffic Awareness Programme
2. Supporting Team : Nss volunteers &students
3. Date : 25/09/2019
4. Time : 10:00 am-12:30 pm
5. Venue : college and near by police station

PRINCIPAL
Bharat Institute of Technology (Pharmacy)
Mangalpally (V), Ibrahimpatnam (M),
R.R. Dist - 501 510. Telangana.

Vision

To build nation's one among the best centers of excellence engaged in providing overall pharmaceutical Education including training and research. Bharat Institute of technology (Pharmacy) firmly believes that right knowledge and ethical responsibility drives individual commitment for the service of mankind.

Mission

M1: To bring students India's best education, as combination of teaching theory and practical application of knowledge and research in pharmaceutical sciences in order to train them to many positions of leadership and responsibility in pharmaceutical industry in academic and health care sector.

M2: To impart education, in a conductive ambience as comprehensive as possible , with the support of modern technologies and pedagogic tools and thereby develop in the students the abilities and passions to work wisely , creatively and effectively for the betterment of society.

M3: to impart a value based education, where the mind, body and the soul are holistically developed and major purpose of life is seen in the mankind and meeting the great challenges of the future.

BHARAT INSTITUTE OF TECHNOLOGY

Mangalpally, Ibrahimpatnam, R.R. District, PIN-501510

(Affiliated to JNTUH, Approved by AICTE and PCI, New Delhi. Accreditated by NAAC)

09/05/2021

CIRCULAR

This is to inform all the faculties and students that we are organizing an HIV AIDS Awareness Programme on 10-05-2021 so all the students must participate in the programme. To Aware the people and to all the class are furnished below kindly follow the schedule mentioned below. Class in charges shall make sure that students actively participate in the programme.

1. Name of the Event: HIV AIDS Awareness
2. Supporting Team : Nss volunteers &students
3. Date : 10/05/2021
4. Time : 10:00 am-12:30 pm
5. Venue : Government school & Village

BHARAT INSTITUTE OF TECHNOLOGY (PHARMACY) Mangalpally (V), Ibrahimpatnam (M), R.R. Dist.

PRINCIPAL
Bharat Institute of Technology (Pharmacy)
Mangalpally (V), Ibrahimpatnam (M),
R.R. Dist - 501 510. Telangana.

PRINCIPAL

Vision

To build nation's one among the best centers of excellence engaged in providing overall pharmaceutical Education including training and research. Bharat Institute of technology (Pharmacy) firmly believes that right knowledge and ethical responsibility drives individual commitment for the service of mankind.

Mission

M1: To bring students India's best education, as combination of teaching theory and practical application of knowledge and research in pharmaceutical sciences in order to train them to many positions of leadership and responsibility in pharmaceutical industry in academic and health care sector.

M2: To impart education, in a conductive ambience as comprehensive as possible , with the support of modern technologies and pedagogic tools and thereby develop in the students the abilities and passions to work wisely , creatively and effectively for the betterment of society.

M3: to impart a value based education, where the mind, body and the soul are holistically developed and major purpose of life is seen in the mankind and meeting the great challenges of the future.

BHARAT INSTITUTE OF TECHNOLOGY

Mangalpally, Ibrahimpatnam, R.R. District, PIN-501510

(Affiliated to JNTUH, Approved by AICTE and PCI, New Delhi. Accreditated by NAAC)

19/02/2021

CIRCULAR

This is to inform all the faculties and students that we are organizing an Self Empowerment Programme on 20-02-2021 so all the students must participate in the programme. To near by village and that all the class are furnished below kindly follow the schedule mentioned below. Class in charges shall make sure that students actively participate in the programme.

1. Name of the Event: Self Empowerment Programme
2. Supporting Team : Nss volunteers &students
3. Date : 20/02/2021
4. Time : 10:00 am-12:30 pm
5. Venue : Mangalpally village

PRINCIPAL
Bharat Institute of Technology (Pharmacy)
Mangalpally (V), Ibrahimpatnam (M),
R.R. Dist - 501 510 Telangana.

Vision

To build nation's one among the best centers of excellence engaged in providing overall pharmaceutical Education including training and research. Bharat Institute of technology (Pharmacy) firmly believes that right knowledge and ethical responsibility drives individual commitment for the service of mankind.

Mission

M1: To bring students India's best education, as combination of teaching theory and practical application of knowledge and research in pharmaceutical sciences in order to train them to many positions of leadership and responsibility in pharmaceutical industry in academic and health care sector.

M2: To impart education, in a conductive ambience as comprehensive as possible , with the support of modern technologies and pedagogic tools and thereby develop in the students the abilities and passions to work wisely , creatively and effectively for the betterment of society.

M3: to impart a value based education, where the mind, body and the soul are holistically developed and major purpose of life is seen in the mankind and meeting the great challenges of the future.

BHARAT INSTITUTE OF TECHNOLOGY

Mangalpally, Ibrahimpatnam, R.R. District, PIN-501510

(Affiliated to JNTUH, Approved by AICTE and PCI, New Delhi. Accreditated by NAAC)

22/06/2020

CIRCULAR

This is to inform all the faculties and students that we are organizing an Green Campus &Waste Management on 23-06-2020 so all the students must participate in the event so wear Mask, Gloves and bring sanitizers that all the class are furnished below kindly follow the schedule mentioned below. Class in charges shall make sure that students actively participate in the programme.

1. Name of the Event: Green Campus & Waste Management
2. Supporting Team : NSS Volunteers& Students of pharmacy
3. Date : 23/06/2020
4. Time : 09:00 am-2:30 am
5. Venue : College Campus ,BIET ,NB BLOCK

PRINCIPAL

Bharat Institute of Technology (Pharmacy)
Mangalpally, Ibrahimpatnam (M),
R.R. Dist - 501 510. Telangana.

Vision

To build nation's one among the best centers of excellence engaged in providing overall pharmaceutical Education including training and research. Bharat Institute of technology (Pharmacy) firmly believes that right knowledge and ethical responsibility drives individual commitment for the service of mankind.

Mission

M1: To bring students India's best education, as combination of teaching theory and practical application of knowledge and research in pharmaceutical sciences in order to train them to many positions of leadership and responsibility in pharmaceutical industry in academic and health care sector.

M2: To impart education, in a conductive ambience as comprehensive as possible , with the support of modern technologies and pedagogic tools and thereby develop in the students the abilities and passions to work wisely , creatively and effectively for the betterment of society.

M3: to impart a value based education, where the mind, body and the soul are holistically developed and major purpose of life is seen in the mankind and meeting the great challenges of the future.

BHARAT INSTITUTE OF TECHNOLOGY

Mangalpally, Ibrahimpatnam, R.R. District, PIN-501510

(Affiliated to JNTUH, Approved by AICTE and PCI, New Delhi. Accreditated by NAAC)

03/05/2021

CIRCULAR

This is to inform all the faculties and students that we are organizing an swatch bharat & clean campus on 04-05-2021 so all the students must participate in the programme , all the class are furnished below kindly follow the schedule mentioned below. Class in charges shall make sure that students actively participate in the programme.

1. Name of the Event: Swatch Bharat & clean campus
2. Supporting Team : Nss volunteers &students
3. Date : 04/05/2021
4. Time : 10:00 am-12:30 pm
5. Venue : College campus

PRINCIPAL

Bharat Institute of Technology (Pharmacy)
Mangalpally (V), Ibrahimpatnam (M),
R.R. Dist - 501 510. Telangana.

Vision

To build nation's one among the best centers of excellence engaged in providing overall pharmaceutical Education including training and research. Bharat Institute of technology (Pharmacy) firmly believes that right knowledge and ethical responsibility drives individual commitment for the service of mankind.

Mission

M1: To bring students India's best education, as combination of teaching theory and practical application of knowledge and research in pharmaceutical sciences in order to train them to many positions of leadership and responsibility in pharmaceutical industry in academic and health care sector.

M2: To impart education, in a conductive ambience as comprehensive as possible , with the support of modern technologies and pedagogic tools and thereby develop in the students the abilities and passions to work wisely , creatively and effectively for the betterment of society.

M3: to impart a value based education, where the mind, body and the soul are holistically developed and major purpose of life is seen in the mankind and meeting the great challenges of the future.

BHARAT INSTITUTE OF TECHNOLOGY

Mangalpally, Ibrahimpatnam, R.R. District, PIN-501510

(Affiliated to JNTUH, Approved by AICTE and PCI, New Delhi. Accreditated by NAAC)

22/02/2021

CIRCULAR

This is to inform all the faculties and students that we are organizing an Clean India Drive on 23-02-2021 so all the students must participate in the event so wear Mask,Gloves and bring sanitizers that all the class are furnished below kindly follow the schedule mentioned below. Class in charges shall make sure that students actively participate in the programme.

1. Name of the Event: Clean India Drive
2. Supporting Team : NSS Volunteers& Students of pharmacy
3. Date : 23/02/2021
4. Time : 09:00 am-10:30 am
5. Venue : College Campus

PRINCIPAL

Bharat Institute of Technology (Pharmacy)
Mangalpally (V), Ibrahimpatnam (M),
R.R. Dist - 501 510. Telangana.

Vision

To build nation's one among the best centers of excellence engaged in providing overall pharmaceutical Education including training and research. Bharat Institute of technology (Pharmacy) firmly believes that right knowledge and ethical responsibility drives individual commitment for the service of mankind.

Mission

M1: To bring students India's best education, as combination of teaching theory and practical application of knowledge and research in pharmaceutical sciences in order to train them to many positions of leadership and responsibility in pharmaceutical industry in academic and health care sector.

M2: To impart education, in a conductive ambience as comprehensive as possible , with the support of modern technologies and pedagogic tools and thereby develop in the students the abilities and passions to work wisely , creatively and effectively for the betterment of society.

M3: to impart a value based education, where the mind, body and the soul are holistically developed and major purpose of life is seen in the mankind and meeting the great challenges of the future.

BHARAT INSTITUTE OF TECHNOLOGY

Mangalpally, Ibrahimpatnam, R.R. District, PIN-501510
(Affiliated to JNTUH, Approved by AICTE and PCI, New Delhi. Accreditated by NAAC)

20/03/2022

CIRCULAR

This is to inform all the faculties and students that we are organizing an Traffic Awareness programme on 21-03-2022 so all the students must participate in the event so get the playcards ,caps etcc so that all the class are furnished below kindly follow the schedule mentioned below. Class in charges shall make sure that students actively participate in the programme.

1. Name of the Event: Traffic Awareness
2. Supporting Team : NSS Volunteers& Students of pharmacy
3. Date : 21/03/2022
4. Time : 09:00 am-3:30 pm
5. Venue : College Campus ,&Ground

PRINCIPAL

PRINCIPAL
Bharat Institute of Technology (Pharmacy)
Mangalpally (V), Ibrahimpatnam (M),
R.R. Dist - 501 510. Telangana.

Vision

To build nation's one among the best centers of excellence engaged in providing overall pharmaceutical Education including training and research. Bharat Institute of technology (Pharmacy) firmly believes that right knowledge and ethical responsibility drives individual commitment for the service of mankind.

Mission

M1: To bring students India's best education, as combination of teaching theory and practical application of knowledge and research in pharmaceutical sciences in order to train them to many positions of leadership and responsibility in pharmaceutical industry in academic and health care sector.

M2: To impart education, in a conductive ambience as comprehensive as possible , with the support of modern technologies and pedagogic tools and thereby develop in the students the abilities and passions to work wisely , creatively and effectively for the betterment of society.

M3: to impart a value based education, where the mind, body and the soul are holistically developed and major purpose of life is seen in the mankind and meeting the great challenges of the future.

BHARAT INSTITUTE OF TECHNOLOGY

Mangalpally, Ibrahimpatnam, R.R. District, PIN-501510

(Affiliated to JNTUH, Approved by AICTE and PCI, New Delhi. Accreditated by NAAC)

04/11/2021

CIRCULAR

This is to inform all the faculties and students that we are organizing a "Blood donation camp" on 05-11-2021. All the students and faculty are instructed to make use of the camp and save life by donating blood. Class in charges shall make sure that students actively participate in the programme.

1. Name of the Event: Blood donation camp
2. Supporting Team : NSS volunteers &students
3. Date : 05/11/2021
4. Time : 10:00 am-12:30 pm
5. Venue : College ground and lawn

PRINCIPAL

Bharat Institute of Technology (Pharmacy)
Mangalpally (V), Ibrahimpatnam (M)
R.R. Dist - 501 510. Telangana.

Vision

To build nation's one among the best centers of excellence engaged in providing overall pharmaceutical Education including training and research. Bharat Institute of technology (Pharmacy) firmly believes that right knowledge and ethical responsibility drives individual commitment for the service of mankind.

Mission

M1: To bring students India's best education, as combination of teaching theory and practical application of knowledge and research in pharmaceutical sciences in order to train them to many positions of leadership and responsibility in pharmaceutical industry in academic and health care sector.

M2: To impart education, in a conductive ambience as comprehensive as possible , with the support of modern technologies and pedagogic tools and thereby develop in the students the abilities and passions to work wisely , creatively and effectively for the betterment of society.

M3: to impart a value based education, where the mind, body and the soul are holistically developed and major purpose of life is seen in the mankind and meeting the great challenges of the future.

BHARAT INSTITUTE OF TECHNOLOGY

Mangalpally, Ibrahimpatnam, R.R. District, PIN-501510

(Affiliated to JNTUH, Approved by AICTE and PCI, New Delhi. Accreditated by NAAC)

05/09/2021

CIRCULAR

This is to inform all the faculties and students that we are organizing a plantation program on behalf of NSS team, All the faculty and students are hereby instructed to be present in the college lawn and medicinal garden area on 06-Sep-2021. Each Individual should plant a sapling and support our environment. Class in charges shall make sure that students actively participate in the programme.

1. Name of the Event: Plantation (Haritha Haram)
2. Supporting Team : NSS volunteers &students
3. Date : 06/09/2021
4. Time : 10:00 am-3:30 pm
5. Venue : Lawn

PRINCIPAL

PRINCIPAL
Bharat Institute of Technology (Pharmacy)
Mangalpally (V), Ibrahimpatnam (M)
R.R. Dist - 501 510. Telangana.

Vision

To build nation's one among the best centers of excellence engaged in providing overall pharmaceutical Education including training and research. Bharat Institute of technology (Pharmacy) firmly believes that right knowledge and ethical responsibility drives individual commitment for the service of mankind.

Mission

M1: To bring students India's best education, as combination of teaching theory and practical application of knowledge and research in pharmaceutical sciences in order to train them to many positions of leadership and responsibility in pharmaceutical industry in academic and health care sector.

M2: To impart education, in a conductive ambience as comprehensive as possible , with the support of modern technologies and pedagogic tools and thereby develop in the students the abilities and passions to work wisely , creatively and effectively for the betterment of society.

M3: to impart a value based education, where the mind, body and the soul are holistically developed and major purpose of life is seen in the mankind and meeting the great challenges of the future.

BHARAT INSTITUTE OF TECHNOLOGY

Mangalpally, Ibrahimpatnam, R.R. District, PIN-501510

(Affiliated to JNTUH, Approved by AICTE and PCI, New Delhi. Accreditated by NAAC)

01/10/2021

CIRCULAR

This is to inform all the faculties and students that on the occasion of Gandhi jayanthi, Under Swacchta bharat mission, Swachh bharat program is going to be organized in the college campus. All the faculty and students are hereby instructed to be present in the college lawn on 02-Oct-2021.Every citizen should participate in the program and support in making the campus green. Class in charges shall make sure that students actively participate in the programme.

1. Name of the Event: Swachh Bharat Program
2. Supporting Team : NSS volunteers &students
3. Date : 02/10/2021
4. Time : 10:00 am-3:30 pm
5. Venue : Lawn

PRINCIPAL

PRINCIPAL
Bharat Institute of Technology (Pharmacy)
Mangalpally (V), Ibrahimpatnam (M)
R.R. Dist - 501 510. Telangana.

Vision

To build nation's one among the best centers of excellence engaged in providing overall pharmaceutical Education including training and research. Bharat Institute of technology (Pharmacy) firmly believes that right knowledge and ethical responsibility drives individual commitment for the service of mankind.

Mission

M1: To bring students India's best education, as combination of teaching theory and practical application of knowledge and research in pharmaceutical sciences in order to train them to many positions of leadership and responsibility in pharmaceutical industry in academic and health care sector.

M2: To impart education, in a conductive ambience as comprehensive as possible , with the support of modern technologies and pedagogic tools and thereby develop in the students the abilities and passions to work wisely , creatively and effectively for the betterment of society.

M3: to impart a value based education, where the mind, body and the soul are holistically developed and major purpose of life is seen in the mankind and meeting the great challenges of the future.

BHARAT INSTITUTE OF TECHNOLOGY

Mangalpally, Ibrahimpatnam, R.R. District, PIN-501510

(Affiliated to JNTUH, Approved by AICTE and PCI, New Delhi. Accreditated by NAAC)

22/11/2021

CIRCULAR

This is to inform all the faculties and students that on behalf of NSS CELL-BIT, A free eye testing camp is going to be organized in near by village, Bandlaguda on 24-Nov-2021. In this regard all the faculty and students are instructed to present for the program and make use of the free camp. is going to be organized in the college campus. All the faculty and students are hereby instructed to be present in the college lawn on 02-Oct-2021.Every citizen should participate in the program and support in making the campus green. Class in charges shall make sure that students actively participate in the programme.

1. Name of the Event: Free eye testing camp
2. Supporting Team : NSS volunteers &students
3. Date : 24/11/2021
4. Time : 10:00 am-3:30 pm
5. Venue : Bandlaguda

PRINCIPAL

PRINCIPAL
Bharat Institute of Technology (Pharmacy)
Mangalpally (V), Ibrahimpatnam (M)
R.R. Dist - 501 510. Telangana.

Vision

To build nation's one among the best centers of excellence engaged in providing overall pharmaceutical Education including training and research. Bharat Institute of technology (Pharmacy) firmly believes that right knowledge and ethical responsibility drives individual commitment for the service of mankind.

Mission

M1: To bring students India's best education, as combination of teaching theory and practical application of knowledge and research in pharmaceutical sciences in order to train them to many positions of leadership and responsibility in pharmaceutical industry in academic and health care sector.

M2: To impart education, in a conductive ambience as comprehensive as possible , with the support of modern technologies and pedagogic tools and thereby develop in the students the abilities and passions to work wisely , creatively and effectively for the betterment of society.

M3: to impart a value based education, where the mind, body and the soul are holistically developed and major purpose of life is seen in the mankind and meeting the great challenges of the future.

BHARAT INSTITUTE OF TECHNOLOGY

Mangalpally, Ibrahimpatnam, R.R. District, PIN-501510

(Affiliated to JNTUH, Approved by AICTE and PCI, New Delhi. Accreditated by NAAC)

01/10/2021

CIRCULAR

This is to inform all the faculties and students that on the occasion of Gandhijayanthi, JNTU-Hydrabad is organizing a FIT INDIA FREEDOM 2K RUN on 02-Oct-2021 from Shilparamam Hyderabad. Interested students can enroll their names and participate in the event. Class in charges shall motivate the students and make sure that students actively participate in the programme.

1. Name of the Event: FIT INDIA FREEDOM 2K RUN
2. Supporting Team : NSS volunteers &students
3. Date : 02/10/2021
4. Time : 08:00 am
5. Venue : Shilparamam, Hyderabad

PRINCIPAL

Bharat Institute of Technology (Pharmacy)
Mangalpally (V), Ibrahimpatnam (M)
R.R. Dist - 501 510. Telangana.

Vision

To build nation's one among the best centers of excellence engaged in providing overall pharmaceutical Education including training and research. Bharat Institute of technology (Pharmacy) firmly believes that right knowledge and ethical responsibility drives individual commitment for the service of mankind.

Mission

M1: To bring students India's best education, as combination of teaching theory and practical application of knowledge and research in pharmaceutical sciences in order to train them to many positions of leadership and responsibility in pharmaceutical industry in academic and health care sector.

M2: To impart education, in a conductive ambience as comprehensive as possible , with the support of modern technologies and pedagogic tools and thereby develop in the students the abilities and passions to work wisely , creatively and effectively for the betterment of society.

M3: to impart a value based education, where the mind, body and the soul are holistically developed and major purpose of life is seen in the mankind and meeting the great challenges of the future.

BHARAT INSTITUTE OF TECHNOLOGY

Mangalpally, Ibrahimpatnam, R.R. District, PIN-501510

(Affiliated to JNTUH, Approved by AICTE and PCI, New Delhi. Accreditated by NAAC)

27/11/2021

CIRCULAR

This is to inform all the faculties and students that we are organizing an HIV AIDS Awareness on 01-12-2021. All the students are instructed to participate in Awareness programme. All the class incharges are furnished below kindly follow the schedule mentioned below. Class in charges shall make sure that students actively participate in the programme.

1. Name of the Event: HIV AIDS Awareness programme
2. Supporting Team : NSS volunteers & students
3. Date : 01/12/2021
4. Time : 10:00 am-12:30 pm
5. Venue : College ground and lawn

PRINCIPAL

PRINCIPAL
Bharat Institute of Technology (Pharmacy)
Mangalpally (V), Ibrahimpatnam (M)
R.R. Dist - 501 510. Telangana.

Vision

To build nation's one among the best centers of excellence engaged in providing overall pharmaceutical Education including training and research. Bharat Institute of technology (Pharmacy) firmly believes that right knowledge and ethical responsibility drives individual commitment for the service of mankind.

Mission

M1: To bring students India's best education, as combination of teaching theory and practical application of knowledge and research in pharmaceutical sciences in order to train them to many positions of leadership and responsibility in pharmaceutical industry in academic and health care sector.

M2: To impart education, in a conductive ambience as comprehensive as possible , with the support of modern technologies and pedagogic tools and thereby develop in the students the abilities and passions to work wisely , creatively and effectively for the betterment of society.

M3: to impart a value based education, where the mind, body and the soul are holistically developed and major purpose of life is seen in the mankind and meeting the great challenges of the future.

BHARAT INSTITUTE OF TECHNOLOGY

Mangalpally, Ibrahimpatnam, R.R. District, PIN-501510

(Affiliated to JNTUH, Approved by AICTE and PCI, New Delhi. Accreditated by NAAC)

11/01/2022

CIRCULAR

This is to inform all the faculties and students that Our Honourable Chief minister Sri. Narendra Modi is inaugurating 25th national youth festival on 12-Jan-2022 and addressing online. All the faculty and students are instructed to be present for the addressing. Class in charges shall make sure that students actively participate in the programme.

1. Name of the Event: National Youth Festival
2. Supporting Team : Nss volunteers &students
3. Date : 12/01/2022
4. Time : 10:00 am on wards
5. Venue : Online mode

PRINCIPAL

Bharat Institute of Technology (Pharmacy)
Mangalpally (V), Ibrahimpatnam (M)
R.R. Dist - 501 510. Telangana.

Vision

To build nation's one among the best centers of excellence engaged in providing overall pharmaceutical Education including training and research. Bharat Institute of technology (Pharmacy) firmly believes that right knowledge and ethical responsibility drives individual commitment for the service of mankind.

Mission

M1: To bring students India's best education, as combination of teaching theory and practical application of knowledge and research in pharmaceutical sciences in order to train them to many positions of leadership and responsibility in pharmaceutical industry in academic and health care sector.

M2: To impart education, in a conductive ambience as comprehensive as possible , with the support of modern technologies and pedagogic tools and thereby develop in the students the abilities and passions to work wisely , creatively and effectively for the betterment of society.

M3: to impart a value based education, where the mind, body and the soul are holistically developed and major purpose of life is seen in the mankind and meeting the great challenges of the future.

Note: Circulate to all The Class wats app groups

B. Pharmacy

M. Pharmacy

Pharm D and Pharm D PB

BHARAT INSTITUTE OF TECHNOLOGY

Mangalpally, Ibrahimpatnam, R.R. District, PIN-501510

(Affiliated to JNTUH, Approved by AICTE and PCI, New Delhi. Accreditated by NAAC)

08/02/2022

CIRCULAR

This is to inform all the faculties and students that we are organizing an Traffic Awareness programme on 09-02-2022 so all the students must participate in the event so get the playcards ,caps etcc so that all the class are furnished below kindly follow the schedule mentioned below. Class in charges shall make sure that students actively participate in the programme.

1. Name of the Event: Traffic Awareness
2. Supporting Team : NSS Volunteers& Students of pharmacy
3. Date : 09/02/2022
4. Time : 09:00 am-3:30 pm
5. Venue : College Campus &Ground

PRINCIPAL

PRINCIPAL
Bharat Institute of Technology (Pharmac
Mangalpally (V), Ibrahimpatnam (M),
R.R. Dist - 501 510. Telangana.

Vision

To build nation's one among the best centers of excellence engaged in providing overall pharmaceutical Education including training and research. Bharat Institute of technology (Pharmacy) firmly believes that right knowledge and ethical responsibility drives individual commitment for the service of mankind.

Mission

M1: To bring students India's best education, as combination of teaching theory and practical application of knowledge and research in pharmaceutical sciences in order to train them to many positions of leadership and responsibility in pharmaceutical industry in academic and health care sector.

M2: To impart education, in a conductive ambience as comprehensive as possible , with the support of modern technologies and pedagogic tools and thereby develop in the students the abilities and passions to work wisely , creatively and effectively for the betterment of society.

M3: to impart a value based education, where the mind, body and the soul are holistically developed and major purpose of life is seen in the mankind and meeting the great challenges of the future.

BHARAT INSTITUTE OF TECHNOLOGY

Mangalpally, Ibrahimpatnam, R.R. District, PIN-501510

(Affiliated to JNTUH, Approved by AICTE and PCI, New Delhi. Accreditated by NAAC)

03/01/2022

CIRCULAR

This is to inform all the faculties and students that we are organizing an Self Empowerment near by village on 04-01-2022 so all the students must participate in the programme , all the class are furnished below kindly follow the schedule mentioned below. Class in charges shall make sure that students actively participate in the programme.

1. Name of the Event: Self Empowerment near by village
2. Supporting Team : Nss volunteers &students
3. Date : 04/01/2022
4. Time : 10:00 am-12:30 pm
5. Venue : Near by village

PRINCIPAL

PRINCIPAL
Bharat Institute of Technology (Pharmacy)
Mangalpally (V), Ibrahimpatnam (M),
R.R. Dist., 501 510, Telangana

Vision

To build nation's one among the best centers of excellence engaged in providing overall pharmaceutical Education including training and research. Bharat Institute of technology (Pharmacy) firmly believes that right knowledge and ethical responsibility drives individual commitment for the service of mankind.

Mission

M1: To bring students India's best education, as combination of teaching theory and practical application of knowledge and research in pharmaceutical sciences in order to train them to many positions of leadership and responsibility in pharmaceutical industry in academic and health care sector.

M2: To impart education, in a conductive ambience as comprehensive as possible , with the support of modern technologies and pedagogic tools and thereby develop in the students the abilities and passions to work wisely , creatively and effectively for the betterment of society.

M3: to impart a value based education, where the mind, body and the soul are holistically developed and major purpose of life is seen in the mankind and meeting the great challenges of the future.

BHARAT INSTITUTE OF TECHNOLOGY

Mangalpally, Ibrahimpatnam, R.R. District, PIN-501510

(Affiliated to JNTUH, Approved by AICTE and PCI, New Delhi. Accreditated by NAAC)

20/04/2022

CIRCULAR

This is to inform all the faculties and students that we are organizing an Menstural Awareness (the initiation to end period poverty) on 21-04-2022 so all the students must participate in the event so get the playcards ,caps etcc so that all the class are furnished below kindly follow the schedule mentioned below. Class in charges shall make sure that students actively participate in the programme.

1. Name of the Event: Menstural Awareness
2. Supporting Team : NSS Volunteers& Students of pharmacy
3. Date : 21/04/2022
4. Time : 09:00 am-3:30 pm
5. Venue : College Campus ,&Ground

PRINCIPAL

Bharat Institute of Technology (Pharmacy)
Mangalpally (V), Ibrahimpatnam (M),
R.R. Dist - 501 510. Telangana.

Vision

To build nation's one among the best centers of excellence engaged in providing overall pharmaceutical Education including training and research. Bharat Institute of technology (Pharmacy) firmly believes that right knowledge and ethical responsibility drives individual commitment for the service of mankind.

Mission

M1: To bring students India's best education, as combination of teaching theory and practical application of knowledge and research in pharmaceutical sciences in order to train them to many positions of leadership and responsibility in pharmaceutical industry in academic and health care sector.

M2: To impart education, in a conductive ambience as comprehensive as possible , with the support of modern technologies and pedagogic tools and thereby develop in the students the abilities and passions to work wisely , creatively and effectively for the betterment of society.

M3: to impart a value based education, where the mind, body and the soul are holistically developed and major purpose of life is seen in the mankind and meeting the great challenges of the future.

BHARAT INSTITUTE OF TECHNOLOGY

Mangalpally(v), Ibrahimpatnam(M), Ranga Reddy Dist(AP), 501510
(Approved by AICTE & PCI,New Delhi andAffiliated to JNTU Hyderabad)
Sponsored by: CHMR EDUCATIOBNAL SOCIATY
Phone:08414-252645,e-mail:bitpharm2009@gmail.com

DATE: 23/02/2023

CIRCULAR

This is to inform all students and teaching staff that workshop on **Enterpreneurship design thinking and innovation in ASS,** FEB- 23- 2023.

Title : workshop on Enterpreneurship design thinking and innovation in ASS.

Date : 24/02/2023

Time : 10:30 AM - 3:30 PM

Venue : SEMINAR HALL

Admin I/C 23/2/23 **Academic I/C** 23/2/23 **Principal**

Vision

To build the nation's one among the best centers of excellence engaged in providing overall Pharmaceutical education including training and research. Bharat Institute of technology (pharmacy) firmly believes that right knowledge and ethical responsibility drives individual commitment for the service of mankind.

Mission

M1: To bring to students India's best education, as a combination of teaching theory and practical application of knowledge, and research in pharmaceutical sciences in order to train them to many positions of leadership and responsibility in the pharmaceutical industry, in academic and health care sector.

M2: To impart education, in a conductive ambience, as comprehensive as possible, with the support of modern technologies and pedagogic tools, and thereby develop in students the abilities and passions to work wisely creatively and effectively for the betterment of the society.

M3: To impart a Value Based education, where the mind, body and the soul are holistically developed, and major purpose of life is seen by mankind and meeting the great challenges of the future.

BHARAT INSTITUTE OF TECHNOLOGY

(Sponsored by Chinta Reddy Madhusudhan Reddy Educational Society)
(Affiliated to JNTU, Recognised by AICTE & Approved by Pharmacy Council of India)

IV YR PHARM D
ATTENDANCE SHEET

Event – Entrepreneurship design thinking and innovations

Sl. No.	Hall Ticket No	Name	Signature
1.	19171T0001	Darni Pravalika	Pravalika
2.	19171T0002	Dasari Amulya	Amulya
3.	19171T0003	Dasari Preethi	D. Preethi
4.	19171T0004	Dhudekula Razak	Razak.
5.	19171T0005	Elmati Sahithi Reddy	Sahithi Reddy
6.	19171T0006	Gondi Sathvika	G Sathvika
7.	19171T0007	Jap Om Prakash Reddy	Om Prakash
8.	19171T0008	Kamisetti Gagan Deep	K. Gagandeep
9.	19171T0009	Kasani Samhitha	Samhitha.
10.	19171T0010	Kibriya Kulsum	Kulsum
11.	19171T0011	Madugula Akshitha	Akshitha
12.	19171T0012	Madupathi Manasa	Manasa. M
13.	19171T0013	Mekala Swathi Kiran	Swathikiran
14.	19171T0014	Mogutal Sandhya Rani	Sandhya
15.	19171T0015	Mohd Saleem	Md. Saleem
16.	19171T0016	Nallipogu Sai Tulasi	Saitulasi
17.	19171T0017	Nerella Manoj	Manoj
18.	19171T0018	Pailla Sampath Reddy	P. Sampath Reddy
19.	19171T0019	Patnam Shetty Sowmya	Sowmya
20.	19171T0020	Polamuri Havila	P. Havila.
21.	19171T0021	P. N. Sai Krishna Sharma	P.N.Sharma
22.	19171T0022	Sabhavath Dhania	Dhania Sabha
23.	19171T0023	Sulthan Chakravarhi	S. Chakravarthi
24.	19171T0024	Sura Sindhuja	Sindhuja
25.	19171T0025	Thota Nitha	T. Nitha
26.	19171T0026	Aneesh Bagelikar	Aneesh Bag

BHARAT INSTITUTE OF TECHNOLOGY
MANGALPALLY, IBRAHIMPATNAM, HYDERABAD

ATTENDANCE SHEET

Event :

Sl. No.	Hall Ticket No	Name	Signature
1.	20171T0001	A. Bharat	
2.	20171T0002	Accha Harshitha	
3.	20171T0003	Ayidalapally Chandra Shekar	
4.	20171T0004	Badugu Keerthi	
5.	20171T0005	Bairi Rohith	
6.	20171T0006	Blissy Jasper Mogalathurthi	
7.	20171T0007	Chinthanippu La Krishika	
8.	20171T0009	Fabeeha Fatima	
9.	20171T0010	K Akash	
10.	20171T0011	Kairam Sahithi Priya	
11.	20171T0012	Korampalli Aishwarya	
12.	20171T0013	M.Shiva Swapna	
13.	20171T0014	Mohammed Moinuddin Saadh	
14.	20171T0015	Muthyala Adarsh	
15.	20171T0016	N Prathyusha	
16.	20171T0017	Nakka Pravalika	
17.	20171T0018	Rathod Harikrishna	
18.	20171T0019	Rupavath Manjula	
19.	20171T0020	Sania Siddiqui	
20.	20171T0021	Sivika Moluguri	
21.	20171T0022	Sufiya	
22.	20171T0023	Sura Manikanta	
23.	20171T0024	Syed Abdul Naveed	
24.	20171T0025	Varkala Bindhu	
25.	20171T0026	Velupally Sai Preetham	

No. of Students: **No of Absentees:** **No of Presentees:**

Signature of Invigilator:

BHARAT INSTITUTE OF TECHNOLOGY

Mangalpally, Ibrahimpatnam, R.R. District, PIN-501510

(Affiliated to JNTUH, Approved by AICTE and PCI, New Delhi. Accreditated by NAAC)

13/07/2022

CIRCULAR

This is to inform all the faculties and students that we are organizing a "Blood donation camp" on 15-07-2022. All the students and faculty are instructed to make use of the camp and save life by donating blood. Class in charges shall make sure that students actively participate in the programme.

1. Name of the Event: Blood donation camp
2. Supporting Team : NSS volunteers &students
3. Date : 15/07/2022
4. Time : 10:00 am-12:30 pm
5. Venue : College ground and lawn

PRINCIPAL

PRINCIPAL
Bharat Institute of Technology (Pharmacy)
Mangalpally (V), Ibrahimpatnam (M)
R.R. Dist - 501 510. Telangana

Vision

To build nation's one among the best centers of excellence engaged in providing overall pharmaceutical Education including training and research. Bharat Institute of technology (Pharmacy) firmly believes that right knowledge and ethical responsibility drives individual commitment for the service of mankind.

Mission

M1: To bring students India's best education, as combination of teaching theory and practical application of knowledge and research in pharmaceutical sciences in order to train them to many positions of leadership and responsibility in pharmaceutical industry in academic and health care sector.

M2: To impart education, in a conductive ambience as comprehensive as possible , with the support of modern technologies and pedagogic tools and thereby develop in the students the abilities and passions to work wisely , creatively and effectively for the betterment of society.

M3: to impart a value based education, where the mind, body and the soul are holistically developed and major purpose of life is seen in the mankind and meeting the great challenges of the future.

BHARAT INSTITUTE OF TECHNOLOGY

Mangalpally, Ibrahimpatnam, R.R. District, PIN-501510

(Affiliated to JNTUH, Approved by AICTE and PCI, New Delhi. Accreditated by NAAC)

17/10/2022

CIRCULAR

This is to inform all the faculties and students that A program "Clean India Campaign" is going to be organized by the NSS team on 19-October 2022. All the faculty and students are hereby instructed to be present in the college lawn at 10:00 am. Every student should participate in the program and support in making the campus clean. Class in charges shall make sure that students actively participate in the programme.

1. Name of the Event: "Clean India Campaign"
2. Supporting Team : NSS volunteers & students
3. Date : 19/10/2022s
4. Time : 10:00 am-3:30 pm
5. Venue : Lawn

PRINCIPAL

PRINCIPAL
Bharat Institute of Technology (Pharmacy)
Mangalpally (V), Ibrahimpatnam (M),
R.R. Dist - 501 510, Telangana.

Vision

To build nation's one among the best centers of excellence engaged in providing overall pharmaceutical Education including training and research. Bharat Institute of technology (Pharmacy) firmly believes that right knowledge and ethical responsibility drives individual commitment for the service of mankind.

Mission

M1: To bring students India's best education, as combination of teaching theory and practical application of knowledge and research in pharmaceutical sciences in order to train them to many positions of leadership and responsibility in pharmaceutical industry in academic and health care sector.

M2: To impart education, in a conductive ambience as comprehensive as possible , with the support of modern technologies and pedagogic tools and thereby develop in the students the abilities and passions to work wisely , creatively and effectively for the betterment of society.

M3: to impart a value based education, where the mind, body and the soul are holistically developed and major purpose of life is seen in the mankind and meeting the great challenges of the future.

BHARAT INSTITUTE OF TECHNOLOGY

Mangalpally, Ibrahimpatnam, R.R. District, PIN-501510

(Affiliated to JNTUH, Approved by AICTE and PCI, New Delhi. Accreditated by NAAC)

02/08/2022

CIRCULAR

This is to inform all the faculties and students that we are organizing a Ramakrishna Mutt visit Program on 03-August-2022. All the faculty and students are instructed to attend mandatorily. The buses facility will be provided. Formal dress code is mandatory. Class in charges shall make sure that students actively participate in the programme.

1. Name of the Event: Ramakrishna mutt Visit
2. Supporting Team : NSS Volunteers and Faculty
3. Date : 03/08/2022
4. Time : 09:00 am-3:30 pm
5. Venue : Ramakrishna Mutt, Domalguda, Hyderabad

PRINCIPAL

PRINCIPAL
Bharat Institute of Technology (Pharmacy)
Mangalpally (V), Ibrahimpatnam (M),
R.R. Dist. - 501 510, Telangana.

Vision

To build nation's one among the best centers of excellence engaged in providing overall pharmaceutical Education including training and research. Bharat Institute of technology (Pharmacy) firmly believes that right knowledge and ethical responsibility drives individual commitment for the service of mankind.

Mission

M1: To bring students India's best education, as combination of teaching theory and practical application of knowledge and research in pharmaceutical sciences in order to train them to many positions of leadership and responsibility in pharmaceutical industry in academic and health care sector.

M2: To impart education, in a conductive ambience as comprehensive as possible , with the support of modern technologies and pedagogic tools and thereby develop in the students the abilities and passions to work wisely , creatively and effectively for the betterment of society.

M3: to impart a value based education, where the mind, body and the soul are holistically developed and major purpose of life is seen in the mankind and meeting the great challenges of the future.

BHARAT INSTITUTE OF TECHNOLOGY

Mangalpally, Ibrahimpatnam, R.R. District, PIN-501510

(Affiliated to JNTUH, Approved by AICTE and PCI, New Delhi. Accreditated by NAAC)

08/11/2022

CIRCULAR

This is to inform all the faculties and students that we are organizing a Personality development program at Vipassana yoga centre Guramguda on 09-11-2022. with the support of the Faculty from our Instituion. All are instructed to kindly make use of the same. Class in charges shall make sure that students actively participate in the programme.

1. Name of the Event: Personality development Program
2. Supporting Team : NSS Volunteers and Faculty
3. Date : 09/11/2022
4. Time : 09:00 am-3:30 pm
5. Venue : Dhamma Ketha vipassana Kendra, Guramguda

PRINCIPAL

PRINCIPAL
Bharat Institute of Technology (Pharma
Mangalpally (V), Ibrahimpatnam (M),
R.R. Dist - 501 510. Telangana.

Vision

To build nation's one among the best centers of excellence engaged in providing overall pharmaceutical Education including training and research. Bharat Institute of technology (Pharmacy) firmly believes that right knowledge and ethical responsibility drives individual commitment for the service of mankind.

Mission

M1: To bring students India's best education, as combination of teaching theory and practical application of knowledge and research in pharmaceutical sciences in order to train them to many positions of leadership and responsibility in pharmaceutical industry in academic and health care sector.

M2: To impart education, in a conductive ambience as comprehensive as possible , with the support of modern technologies and pedagogic tools and thereby develop in the students the abilities and passions to work wisely , creatively and effectively for the betterment of society.

M3: to impart a value based education, where the mind, body and the soul are holistically developed and major purpose of life is seen in the mankind and meeting the great challenges of the future.

BHARAT INSTITUTE OF TECHNOLOGY

Mangalpally(v). Ibrahimpatnam(M), Ranga Reddy Dist(AP), 501510
(Approved by AICTE & PCI,New Delhi andAffiliated to JNTU Hyderabad)
Sponsored by: CIMR EDUCATIOBNAL SOCIATY
Phone:08414-252645,e-mail:bitpharm2009@gmail.com

DATE: 05/05/2023

CIRCULAR

This is to inform all students and teaching staff that Narcotics drugs awareness program at JNTUH is going to conduct on May/06/2023.

Title : Employability skill from Mahindra pride (TASK).

Date : 6/05/2023

Time : 9:30 AM - 1:30 PM

Venue : JNTUH Auditorium,Jntuh,Hyderabad.

Admin I/C 4/5/23 Academic I/C 5/5/23 Principal

Vision

To build the nation's one among the best centers of excellence engaged in providing overall Pharmaceutical education including training and research. Bharat Institute of technology (pharmacy) firmly believes that right knowledge and ethical responsibility drives individual commitment for the service of mankind.

Mission

M1: To bring to students India's best education, as a combination of teaching theory and practical application of knowledge, and research in pharmaceutical sciences in order to train them to many positions of leadership and responsibility in the pharmaceutical industry, in academic and health care sector.

M2: To impart education, in a conductive ambience, as comprehensive as possible, with the support of modern technologies and pedagogic tools, and thereby develop in students the abilities and passions to work wisely creatively and effectively for the betterment of the society.

M3: To impart a Value Based education, where the mind, body and the soul are holistically developed. and major purpose of life is seen by mankind and meeting the great challenges of the future.

BHARAT INSTITUTE OF TECHNOLOGY

Mangalpally(v). Ibrahimpatnam(M), Ranga Reddy Dist(AP), 501510
(Approved by AICTE & PCI,New Delhi andAffiliated to JNTU Hyderabad)
Sponsored by: CHMR EDUCATIOBNAL SOCIATY
Phone:08414-252645,e-mail:bitpharm2009@gmail.com

DATE: 2-6-2022

CIRCULAR

TELANGANA FORMATION DAY

Telangana Formation Day is an important occasion for the people of Telangana, who honor their cultural heritage on this special day. Every year, Telangana citizens participate in a variety of cultural activities, organized by the state government to celebrate the state formation day. The state was created after a series of demonstrations by the Telugu people who demanded a separate region.

We are pleased to announce the following schedule for TELANGANA FORMATION DAY celebrations to be conducted on 2nd JUNE 2022. We are glad to invite the B.Pharmacy and Pharm.D students for their active participation. Respective class in charges is requested to inform their class students regarding the participation in the program.

Venue : Bharat Institutions

Time : 2:30 to 4:15 pm

Club Activity Incharge

P.Twila Pushpa

Admin I/C

Academic I/C

Vision

To build the nation's one among the best centers of excellence engaged in providing overall Pharmaceutical education including training and research. Bharat Institute of technology (pharmacy) firmly believes that right knowledge and ethical responsibility drives individual commitment for the service of mankind.

Mission

M1: To bring to students India's best education, as a combination of teaching theory and practical application of knowledge, and research in pharmaceutical sciences in order to train them to many positions of leadership and responsibility in the pharmaceutical industry, in academic and health care sector.

M2: To impart education, in a conductive ambience, as comprehensive as possible, with the support of modern technologies and pedagogic tools, and thereby develop in students the abilities and passions to work wisely creatively and effectively for the betterment of the society.

M3: To impart a Value Based education, where the mind, body and the soul are holistically developed, and major purpose of life is seen by mankind and meeting the great challenges of the future.

BHARAT INSTITUTE OF TECHNOLOGY

Mangalpally(v). Ibrahimpatnam(M), Ranga Reddy Dist(AP), 501510
(Approved by AICTE & PCI,New Delhi andAffiliated to JNTU Hyderabad)
Sponsored by: CHMR EDUCATIOBNAL SOCIATY
Phone:08414-252645,e-mail:bitpharm2009@gmail.com

CIRCULAR

DATE: 12-9-2022

WORLD PNEUMONIA DAY

This year 2022, World Pneumonia Day theme is based on the global Pneumonia Awareness Campaign "Pneumolight 2022", with a theme and slogan "Pneumonia Affects Everyone", with an aim to amplify the effect of awareness campaigns by illuminating monuments globally.

We are pleased to announce the following schedule for PNEUMONIA DAY celebrations to be conducted on 12th SEP 2022. We are glad to invite the B.Pharmacy and Pharm.D students for their active participation. Respective class in charges is requested to inform their class students regarding the participation in the program.

Venue : Bharat Institutions

Time : 2:00 to 4:00 pm

Club Activity Incharge

P.Twila Pushpa

12/9/22

Admin I/C

12/9/22

Academic I/C

Vision

To build the nation's one among the best centers of excellence engaged in providing overall Pharmaceutical education including training and research. Bharat Institute of technology (pharmacy) firmly believes that right knowledge and ethical responsibility drives individual commitment for the service of mankind.

Mission

M1: To bring to students India's best education, as a combination of teaching theory and practical application of knowledge, and research in pharmaceutical sciences in order to train them to many positions of leadership and responsibility in the pharmaceutical industry, in academic and health care sector.

M2: To impart education, in a conductive ambience, as comprehensive as possible, with the support of modern technologies and pedagogic tools, and thereby develop in students the abilities and passions to work wisely creatively and effectively for the betterment of the society.

M3: To impart a Value Based education, where the mind, body and the soul are holistically developed, and major purpose of life is seen by mankind and meeting the great challenges of the future.

BHARAT INSTITUTE OF TECHNOLOGY

Mangalpally(v). Ibrahimpatnam(M), Ranga Reddy Dist(AP), 501510
(Approved by AICTE & PCI,New Delhi andAffiliated to JNTU Hyderabad)
Sponsored by: CHMR EDUCATIOBNAL SOCIATY
Phone:08414-252645,e-mail:bitpharm2009@gmail.com

CIRCULAR

DATE: 1-12-2022

AIDS DAY

This World AIDS Day, 1 December, UNAIDS is urging each of us to address the inequalities which are holding back progress in ending AIDS. The "Equalize" slogan is a call to action. On this occasion we are pleased to announce the following schedule for AAIDS DAY to be conducted on 1st DEC 2022. We are glad to invite the B.Pharmacy and Pharm.D students for their active participation. Respective class in charges is requested to inform their class students regarding the participation in the program.

Venue : Bharat Institutions

Time : 2:00 to 4:00 pm

Club Activity Incharge

P.Twila Pushpa

Admin I/C

Academic I/C

Vision

To build the nation's one among the best centers of excellence engaged in providing overall Pharmaceutical education including training and research. Bharat Institute of technology (pharmacy) firmly believes that right knowledge and ethical responsibility drives individual commitment for the service of mankind.

Mission.

M1: To bring to students India's best education, as a combination of teaching theory and practical application of knowledge, and research in pharmaceutical sciences in order to train them to many positions of leadership and responsibility in the pharmaceutical industry, in academic and health care sector.

M2: To impart education, in a conductive ambience, as comprehensive as possible, with the support of modern technologies and pedagogic tools, and thereby develop in students the abilities and passions to work wisely creatively and effectively for the betterment of the society.

M3: To impart a Value Based education, where the mind, body and the soul are holistically developed, and major purpose of life is seen by mankind and meeting the great challenges of the future.

BHARAT INSTITUTE OF TECHNOLOGY

Mangalpally(v). Ibrahimpatnam(M), Ranga Reddy Dist(AP), 501510
(Approved by AICTE & PCI.New Delhi andAffiliated to JNTU Hyderabad)
Sponsored by: CHMR EDUCATIOBNAL SOCIATY
Phone:08414-252645,e-mail:bitpharm2009@gmail.com

DATE: 25/09/2022

CIRCULAR

This is to inform all students and teaching staff that One Day Visit to CCMB is scheduled on SEP/26/2023.

Subject : Visit to CCMB

Date : 26/09/2022

Time : 9:30 AM - 1:30 PM

Venue : CCMB, HABSIGUDA.

Admin I/C

Academic I/C
25/9/22

Principal

Vision

To build the nation's one among the best centers of excellence engaged in providing overall Pharmaceutical education including training and research. Bharat Institute of technology (pharmacy) firmly believes that right knowledge and ethical responsibility drives individual commitment for the service of mankind.

Mission

M1: To bring to students India's best education, as a combination of teaching theory and practical application of knowledge, and research in pharmaceutical sciences in order to train them to many positions of leadership and responsibility in the pharmaceutical industry, in academic and health care sector.

M2: To impart education, in a conductive ambience, as comprehensive as possible, with the support of modern technologies and pedagogic tools, and thereby develop in students the abilities and passions to work wisely creatively and effectively for the betterment of the society.

M3: To impart a Value Based education, where the mind, body and the soul are holistically developed. and major purpose of life is seen by mankind and meeting the great challenges of the future.

BHARAT INSTITUTE OF TECHNOLOGY

Mangalpally, Ibrahimpatnam, R.R. District, PIN-501510

(Affiliated to JNTUH, Approved by AICTE and PCI, New Delhi. Accreditated by NAAC)

10/04/2023

CIRCULAR

This is to inform all the faculties and students that we are organizing an Health Check up &Awareness on 11-04-2023 so all the students must participate in the event so . that all the class are furnished below kindly follow the schedule mentioned below. Class in charges shall make sure that students actively participate in the programme.

1. Name of the Event : Health Check up
2. Supporting Team : NSS Volunteers& Students of pharmacy
3. Date : 11/04/2023
4. Time : 09:00 am-3:30 pm
5. Venue : College Campus ,Lawn

BHARAT INSTITUTE OF TECHNOLOGY (Mangalpally (V), Ibrahimpatnam (M), R.R. Dist.)

PRINCIPAL

PRINCIPAL
Bharat Institute of Technology (Pharmacy)
Mangalpally (V), Ibrahimpatnam (M),
R.R. Dist - 501 510. Telangana.

Vision

To build nation's one among the best centers of excellence engaged in providing overall pharmaceutical Education including training and research. Bharat Institute of technology (Pharmacy) firmly believes that right knowledge and ethical responsibility drives individual commitment for the service of mankind.

Mission

M1: To bring students India's best education, as combination of teaching theory and practical application of knowledge and research in pharmaceutical sciences in order to train them to many positions of leadership and responsibility in pharmaceutical industry in academic and health care sector.

M2: To impart education, in a conductive ambience as comprehensive as possible , with the support of modern technologies and pedagogic tools and thereby develop in the students the abilities and passions to work wisely , creatively and effectively for the betterment of society.

M3: to impart a value based education, where the mind, body and the soul are holistically developed and major purpose of life is seen in the mankind and meeting the great challenges of the future.

BHARAT INSTITUTE OF TECHNOLOGY

Mangalpally(v). Ibrahimpatnam(M), Ranga Reddy Dist(AP), 501510
(Approved by AICTE & PCI,New Delhi andAffiliated to JNTU Hyderabad)
Sponsored by: CHMR EDUCATIOBNAL SOCIATY
Phone:08414-252645,e-mail:bitpharm2009@gmail.com

CIRCULAR

DATE: 21-6-2022

INTERNATIONAL YOGA DAY

The **International Day of Yoga** has been celebrated across the world annually on June 21 since 2015. Yoga is a physical, mental and spiritual practice which originated in ancient India.

We are pleased to announce the following schedule for ENVIRONMENT DAY celebrations to be conducted on 21st JUNE 2022. We are glad to invite the B.Pharmacy and Pharm.D students for their active participation. Respective class in charges is requested to inform their class students regarding the participation in the program.

Venue : Bharat Institutions

Time : 2:30 to 4:15 pm

Club Activity Incharge

P.Twila Pushpa

21/6/22

Admin I/C

Academic I/C

Vision

To build the nation's one among the best centers of excellence engaged in providing overall Pharmaceutical education including training and research. Bharat Institute of technology (pharmacy) firmly believes that right knowledge and ethical responsibility drives individual commitment for the service of mankind.

Mission

M1: To bring to students India's best education, as a combination of teaching theory and practical application of knowledge, and research in pharmaceutical sciences in order to train them to many positions of leadership and responsibility in the pharmaceutical industry, in academic and health care sector.

M2: To impart education, in a conductive ambience, as comprehensive as possible, with the support of modern technologies and pedagogic tools, and thereby develop in students the abilities and passions to work wisely creatively and effectively for the betterment of the society.

M3: To impart a Value Based education, where the mind, body and the soul are holistically developed, and major purpose of life is seen by mankind and meeting the great challenges of the future.

BHARAT INSTITUTE OF TECHNOLOGY

Mangalpally, Ibrahimpatnam, R.R. District, PIN-501510

(Affiliated to JNTUH, Approved by AICTE and PCI, New Delhi. Accreditated by NAAC)

07/03/2023

CIRCULAR

This is to inform all the faculties and students that we are organizing an Women's day - & women Empowerment Awareness on 08-03-2023 so all the students must participate in the event so . that all the class are furnished below kindly follow the schedule mentioned below. Class in charges shall make sure that students actively participate in the programme.

1. Name of the Event : Women's day - & women Empowerment Awareness
2. Supporting Team : NSS Volunteers& All Students
3. Date : 08/03/2023
4. Time : 09:00 am-3:30 pm
5. Venue : College Campus ,Lawn

PRINCIPAL

Bharat Institute of Technology (Pharmacy)
Mangalpally (V), Ibrahimpatnam (M),
R.R. Dist - 501 510. Telangana.

Vision

To build nation's one among the best centers of excellence engaged in providing overall pharmaceutical Education including training and research. Bharat Institute of technology (Pharmacy) firmly believes that right knowledge and ethical responsibility drives individual commitment for the service of mankind.

Mission

M1: To bring students India's best education, as combination of teaching theory and practical application of knowledge and research in pharmaceutical sciences in order to train them to many positions of leadership and responsibility in pharmaceutical industry in academic and health care sector.

M2: To impart education, in a conductive ambience as comprehensive as possible , with the support of modern technologies and pedagogic tools and thereby develop in the students the abilities and passions to work wisely , creatively and effectively for the betterment of society.

M3: to impart a value based education, where the mind, body and the soul are holistically developed and major purpose of life is seen in the mankind and meeting the great challenges of the future.

BHARAT INSTITUTE OF TECHNOLOGY

Mangalpally, Ibrahimpatnam, R.R. District, PIN-501510

(Affiliated to JNTUH, Approved by AICTE and PCI, New Delhi. Accreditated by NAAC)

20/05/2023

CIRCULAR

This is to inform all the faculties and students that we are organizing an CPR Training &Awareness on 21-05-2023 so all the students must participate in the event so get the playcards ,caps etcc so that all the class are furnished below kindly follow the schedule mentioned below. Class in charges shall make sure that students actively participate in the programme.

1. Name of the Event: CPR Training &Awareness
2. Supporting Team : NSS Volunteers& Students of pharmacy
3. Date : 21/05/2023
4. Time : 09:00 am-3:30 pm
5. Venue : College Campus ,&Ground

PRINCIPAL
Bharat Institute of Technology (Pharmacy)
Mangalpally (V), Ibrahimpatnam (M)
R.R. Dist - 501 510. Telangana

Vision

To build nation's one among the best centers of excellence engaged in providing overall pharmaceutical Education, including training and research. Bharat Institute of Technology (Pharmacy) firmly believes that right knowledge and ethical responsibility drives individual commitment for the service of mankind.

Mission

M1: To bring students India's best education, as combination of teaching theory and practical application of knowledge and research in pharmaceutical sciences in order to train them to many positions of leadership and responsibility in pharmaceutical industry in academic and health care sector.

M2: To impart education, in a conductive ambience as comprehensive as possible , with the support of modern technologies and pedagogic tools and thereby develop in the students the abilities and passions to work wisely , creatively and effectively for the betterment of society.

M3: to impart a value based education, where the mind, body and the soul are holistically developed and major purpose of life is seen in the mankind and meeting the great challenges of the future.

BHARAT INSTITUTE OF TECHNOLOGY

Mangalpally(v). Ibrahimpatnam(M), Ranga Reddy Dist(AP), 501510
(Approved by AICTE & PCI,New Delhi andAffiliated to JNTU Hyderabad)
Sponsored by: CHMR EDUCATIOBNAL SOCIATY
Phone:08414-252645,e-mail:bitpharm2009@gmail.com

CIRCULAR

PHARMACIST DAY CELEBRATIONS-25TH SEPTEMBER 2022

We are pleased to announce the following schedule for Pharmacist day celebrations to be conducted on 25th Sept-2022. We are glad to invite the B.Pharmacy and Pharm-D students for their active participation and we request class incharge's to kindly guide the students according to program schedule.

THEME: Pharmacy united in action for a healthier world.

Venue : Bharat Institutions

Time : 9:30 AM

Pharmacist Rally: 10:00-10:30 (In Campus)

Programme: 10:30-11:30

Cultural Activities & Prize distribution: 2:30-4:30pm

Competitions: 12:00-2:00

1. Painting
2. Elocution
3. Poster Presentation
4. Quiz
5. Essay Writing

Club Activity Diputy Incharge.

P.Twila Pushpa
Nss co-ordinator : Mrs.Azka Fathima

Admin I/C **Academic I/C** **Principal**

Vision

To build the nation's one among the best centers of excellence engaged in providing overall Pharmaceutical education including training and research. Bharat Institute of technology (pharmacy) firmly believes that right knowledge and ethical responsibility drives individual commitment for the service of mankind.

Mission

M1: To bring to students India's best education, as a combination of teaching theory and practical application of knowledge, and research in pharmaceutical sciences in order to train them to many positions of leadership and responsibility in the pharmaceutical industry, in academic and health care sector.

M2: To impart education, in a conductive ambience, as comprehensive as possible, with the support of modern technologies and pedagogic tools, and thereby develop in students the abilities and passions to work wisely creatively and effectively for the betterment of the society.

M3: To impart a Value Based education, where the mind, body and the soul are holistically developed, and major purpose of life is seen by mankind and meeting the great challenges of the future.

BHARAT INSTITUTE OF TECHNOLOGY

MANGALPALLY, IBRAHIMPATNAM, HYDERABAD

ATTENDANCE SHEET :

EVENT: WORLD PHARMACIST DAY

Sl. No.	Hall Ticket No	Name	SIGNATURE
1.	19171R0001	Adla Sai	
2.	19171R0002	A Jayasri	
3.	19171R0003	Akkaladevi Varshitha	
4.	19171R0004	Alldi Sai Charan	
5.	19171R0005	B.M.Jothsnavi	
6.	19171R0006	Badala Sravan	
7.	19171R0007	Bandari Nikhil	
8.	19171R0008	Bejigama Priyanka	
9.	19171R0009	Bejawada Sandeep	
10.	19171R0010	Beldha Bhargavi	
11.	19171R0011	Bellamkonda Manasa	
12.	19171R0012	Biradar Rohith Kumar	
13.	19171R0013	Boddupally Sravani	
14.	19171R0014	B Abhinav Kumar	
15.	19171R0015	Bura Saikiran Goud	
16.	19171R0016	Byroju Ramya	
17.	19171R0017	Ch.Praveen Kumar	
18.	19171R0018	Chandhulawar Yogesh	
19.	19171R0019	Chigurla Akhila	
20.	19171R0020	Chikkonda Shivakrishna	
21.	19171R0021	Chilukuri Sathwika	
22.	19171R0022	Chityala Shivani	
23.	19171R0023	D.Sreeja	
24.	19171R0024	Dayala Oum Sripriya	
25.	19171R0025	Devasoth Rajamouli	
26.	19171R0026	D Akhila	
27.	19171R0027	Elsavath Mounika	
28.	19171R0028	Ettamoni Priyanka	
29.	19171R0029	Golla Nagesh	
30.	19171R0030	Gaddam Vigneshwar	
31.	19171R0031	Ganji Srikanth	
32.	19171R0032	Gannu Anvitha	
33.	19171R0033	Gayakawada Yamini	
34.	19171R0034	Gudupally Deepika	
35.	19171R0035	Gunaganti Indu Priya	
36.	19171R0036	Gunti Rahul	
37.	19171R0037	Jangala Mahesh	
38.	19171R0038	Juluri Yashashwini	
39.	19171R0039	K.Vikaram	
40.	19171R0040	Kakarajala Ujwala	
41.	19171R0041	Kambhapati Sai Rupini	
42.	19171R0042	Karrola Yogitha	
43.	19171R0043	Kashamalla Prasanna Laxmi	
44.	19171R0044	Katikala Cion Kumari	

45.	19171R0046	Kokkonda Sai Prasanna	
46.	19171R0047	Konda Sai Kiran	
47.	19171R0048	Kothapalli Karthik	
48.	19171R0049	Ladhiperla Nikshitha	
49.	19171R0050	Lakki Reddy Srivalli	
50.	19171R0051	M.Likhita	
51.	19171R0052	Madha Nageshwari	
52.	19171R0053	Mahenderkar Reshab	
53.	19171R0054	Makam Shailaja	
54.	19171R0055	Maruwada Kavyasree	
55.	19171R0056	M Nagesh	
56.	19171R0057	Moreddy Prathyusha	
57.	19171R0058	Mudavath Kavitha	
58.	19171R0059	Mudavath Paramesh	
59.	19171R0060	M Jayasri	
60.	19171R0061	Nagaram Teja Chary	
61.	19171R0063	Nemani Keerthi	
62.	19171R0064	P.Vamshidhar Reddy	
63.	19171R0065	Pathlavath Rakesh	
64.	19171R0066	Thalla Akhila	
65.	19171R0067	Perumalla Shireesha	
66.	19171R0068	Polagoni Meghana	
67.	19171R0069	Poloju Pravalika	
68.	19171R0070	Rachakonda Binduja	
69.	19171R0071	Ramavath Vennela	
70.	19171R0072	S.Mohan	
71.	19171R0073	Sama Sai Krishna Reddy	
72.	19171R0074	Samreen	
73.	19171R0075	Sara Vaishnavi	
74.	19171R0076	Shaik Rehma	
75.	19171R0077	Shaistha Muskaan	
76.	19171R0078	Sreebhadri Manjunath	
77.	19171R0079	Surarapu Leela Vara Prasad	
78.	19171R0080	Survi Durga	
79.	19171R0081	T.Deepak Singh	
80.	19171R0082	T.Naveenkumar	
81.	19171R0083	Thota Soumya Rani	
82.	19171R0084	U Mohanraj	
83.	19171R0086	Vinjamuri Keerthi	
84.	19171R0087	J Indrasena Reddy	
85.	19171R0088	Gaddam Mythili Reddy	
86.	19171R0089	Akula Manish	
87.	19171R0090	M. Anusha	

BHARAT INSTITUTE OF TECHNOLOGY
MANGALPALLY, IBRAHIMPATNAM, HYDERABAD

ATTENDANCE SHEET

Event – World Pharmacist day

Sl. No.	Hall Ticket No	Name	Signature
1.	20171R0001	Alle Vamshi Krishna	
2.	20171R0002	Ambilpur Nandini	
3.	20171R0003	Anusha Nenavath	
4.	20171R0004	B.Sony	
5.	20171R0005	Badella Varshini	
6.	20171R0006	Bairee Priyanka	
7.	20171R0007	Bakka Nissi	
8.	20171R0008	Bandi Avinash Goud	
9.	20171R0009	Bathula Shivani	
10.	20171R0010	Battula Bhanu Prakash	
11.	20171R0011	Baswapur Bhavani	
12.	20171R0012	Bolibattini Manisha	
13.	20171R0013	Bommasamudram Harshithaa	
14.	20171R0014	Bompelly Anjali	
15.	20171R0015	Boyapalli Ishwarya	
16.	20171R0016	Buthkur Akhila	
17.	20171R0017	Bykani Srikanth	
18.	20171R0018	Ch. Anil Kumar	
19.	20171R0019	Challa Sai Keerthana	
20.	20171R0020	Chennagoni Tulasi	
21.	20171R0021	Chiluka Mounika	
22.	20171R0022	Chindam Sushma	
23.	20171R0024	Chivarala Poojitha	
24.	20171R0025	Chowgani Akanksha Goud	
25.	20171R0026	Dadi Sumanth	
26.	20171R0027	Devarakonda Navadeep	
27.	20171R0028	Dulla Spandana	
28.	20171R0029	E.Laxmi Prasanna	
29.	20171R0030	Erati Shireesha	
30.	20171R0031	Eslavath Dinesh	
31.	20171R0032	Eslavath Prameela	
32.	20171R0033	G. manisha	
33.	20171R0034	Gaddam Nikhitha	
34.	20171R0035	Gandeti Praneeth Goud	
35.	20171R0036	Gunaganti Devender	
36.	20171R0037	Gundagani Kruti	
37.	20171R0038	Houjakari Aparna	
38.	20171R0039	J.Naresh	
39.	20171R0040	Joku Narsimha	
40.	20171R0041	K. Kavya	
41.	20171R0042	K. Venkatesh Reddy	
42.	20171R0043	K.Krishnaveni	
43.	20171R0044	K.Ram	
44.	20171R0045	Kalluri Gayathiri Devi	
45.	20171R0046	Kolanu Gowtham	
46.	20171R0047	Komera Nikitha	
47.	20171R0048	Kondam Yashvanth Reddy	
48.	20171R0049	Kotha Radika	
49.	20171R0050	Krishna Murty Nadini	
50.	20171R0051	Mohammed Maqsood	

BHARAT INSTITUTE OF TECHNOLOGY
MANGALPALLY, IBRAHIMPATNAM, HYDERABAD

ATTANDANCE SHEET

World Pharmacist Day .....

Sl.No.	Hall Ticket No	Name	Signature
1.	21171R0001	Alumachitti Neha	
2.	21171R0002	Banavath Pallavi	
3.	21171R0003	Bandaru Dixitha	
4.	21171R0004	Bandaru Parshuram	
5.	21171R0005	Bandaru Poojitha	
6.	21171R0006	Banoth Sridhar	
7.	21171R0007	Battula Sai Kumar	
8.	21171R0008	Begari Rakesh Kumar	
9.	21171R0009	Bellamkonda Sreeja	
10.	21171R0010	Bhukya Indhu	
11.	21171R0011	Bokkena Saisrija	
12.	21171R0012	Boreddy Prasanna	
13.	21171R0013	Busagari Nikhil Kumar	
14.	21171R0014	CH.Vishnu Tej Goud	
15.	21171R0015	Chinta Sindhuja	
16.	21171R0016	D.Mounika	
17.	21171R0017	D.Lokesh Reddy	
18.	21171R0018	Domala Spandhana	
19.	21171R0019	Dudipala Gayathri	
20.	21171R0020	Edigi Shashidhar Goud	
21.	21171R0021	Gaddam Satvik	
22.	21171R0022	Gangula Mahima	
23.	21171R0023	Gouni Nikhitha	
24.	21171R0024	Gubba Laxmi	
25.	21171R0025	Gugulothu Veeru	
26.	21171R0026	Gujjari Sagarika Laxmi	
27.	21171R0027	Gullapalli Sathwika Reddy	
28.	21171R0028	Gundla Sai Krishna	
29.	21171R0029	Hanumanth Kumar	
30.	21171R0030	J.Ramesh	

31.	21171R0031	Jallolu Kalpana	Kalpana
32.	21171R0032	Jatothu Akhila	Akhila
33.	21171R0033	K prem Kumar	Premkumar
34.	21171R0034	K Rugvedi Rao	Rao
35.	21171R0035	Kanchi Ramya Sree	Ramya Sree
36.	21171R0036	Kandikanti Deepika	Deepika
37.	21171R0037	Kanugula Yashaswini	Yashaswini
38.	21171R0038	Kasaraveni Sheethal	Sheetha
39.	21171R0039	Konduti Sandhyarani	Sandhyarani
40.	21171R0040	Kotla Ashwini	Ashwini
41.	21171R0041	Kummari Nithya Sri	Nithya Sri
42.	21171R0042	Kusumba Shivaji	Shivaji
43.	21171R0043	Kyatham Akhil Reddy	Akhil Reddy
44.	21171R0044	Madasu Raj Kumar	Rajkumar
45.	21171R0045	Manchukond A Nandini	Nandini
46.	21171R0046	Medari Darathi Rechal	Rechal
47.	21171R0047	Mekala Swetha	swetha
48.	21171R0048	Modugumudi Mahesh Chandra	Mahesh
49.	21171R0049	Mohd Javeed	Javeed
50.	21171R0050	Morthad Shreemitha	Shreemitha
51.	21171R0051	Mudigonda Akhila	Akhila
52.	21171R0052	Nagapur Himavarsha	Himavarsha
53.	21171R0053	Nakirekanti Pavani	Pavani
54.	21171R0054	Nomula Kusuma	Kusuma

BHARAT INSTITUTE OF TECHNOLOGY
MANGALPALLY. IBRAHIMPATNAM, HYDERABAD

ATTENDANCE SHEET

Event – World Pharmacist Day

Sl. No.	Hall Ticket No	Name	Signature
1.	19171T0001	Darni Pravalika	
2.	19171T0002	Dasari Amulya	
3.	19171T0003	Dasari Preethi	
4.	19171T0004	Dhudekula Razak	
5.	19171T0005	Elmati Sahithi Reddy	
6.	19171T0006	Gondi Sathvika	
7.	19171T0007	Jap Om Prakash Reddy	
8.	19171T0008	Kamisetti Gagan Deep	
9.	19171T0009	Kasani Samhitha	
10.	19171T0010	Kibriya Kulsum	
11.	19171T0011	Madugula Akshitha	
12.	19171T0012	Madupathi Manasa	
13.	19171T0013	Mekala Swathi Kiran	
14.	19171T0014	Mogutal Sandhya Rani	
15.	19171T0015	Mohd Saleem	
16.	19171T0016	Nallipogu Sai Tulasi	
17.	19171T0017	Nerella Manoj	
18.	19171T0018	Pailla Sampath Reddy	
19.	19171T0019	Patnam Shetty Sowmya	
20.	19171T0020	Polamuri Havila	
21.	19171T0021	P. N. Sai Krishna Sharma	
22.	19171T0022	Sabhavath Dhania	
23.	19171T0023	Sulthan Chakravarhi	
24.	19171T0024	Sura Sindhuja	
25.	19171T0025	Thota Nitha	
26.	19171T0026	Aneesh Bagelikar	

LEAVE POLICY DOCUMENTS

BHARAT INSTITUTIONS

PRIOR APPROVED LEAVE PETITION FOR TEACHING STAFF (HR/TF-25)

(Employee should avail the leaves with prior approval only, availing leaves without prior approval will be treated as unauthorised absence. Unauthorised absence should be regularise by using separate form.)

No. :

Date : 05/01/2024

To
The Principal / Dean Admin. / I/c. Admin.

College B.I.T

Dept. Pharmacy Pro

Sir / Madam,

I P. Twila Pushpa Empl. No.

Designation Assistant professor request you to kindly sanction leave on / from 29/01/2024 to 3/02/2024 i.e. for 6 days

days (no. of days) as I am unable to attend my duties due to My Marriage.

Thanking You,

Yours faithfully : Sign. :

TO BE FILLED BY COLLEGE/UNIT HR DEPARTMENT

No. of times Leave availed without Prior Approval	In this Month	In this Academic Yr.

Previous Regularisation of Unauthorised absence

Form No.	Dated

Last leave details		No. of leaves availed till date		CL at Credit	Leave accrued during the month	Total leaves available	Leaves applied			Balance C.L. available after present applied leaves	Sign. HR Per
Petition No.	Dated	CL	LOP				No. of days	Type of leave eligible CL	LOP		

CLASS ADJUSTMENT						DETAILS OF CLASS COMPENSATION		Specify (F or if recom no. of da Sign. wi
Date	Class	Subject	Faculty Accepting Class Work: Name	Dept.	Sign.	Date	Time	
monday 29/01/24	Pha-D II	CP	Aser	Ph.log.	Aser	29/1/24	1:30 to 2:20pm	
monday 29/01/24	Pharm.D I	HAP	M.T. Mandy	Ph. chemistry	T. [illegible]	29/1/24	3:20 to 4:00	
wednesday 31/01/24	Pharm.D: BIP B.Pharm Batch I Pha.D-I	HAP Lab HAP	Dr. I. Tejaswi	Pharmacy practice	[illegible]	31/1/24	9:30 to 12:00 2:30 to 3:20	Dept. Ac Inch
thursday 1/02/24	Pharm.D BIT ~~B.Pharm Batch~~ Pha.D-I	HAP Lab HAP	T. Mandy M.	Ph. chemistry	T. [illegible] 01/2/24	1/2/24	9:30 to 12:00 pm 1:40 to 2:30	
friday 2/02/24	~~Pharm.D BIP~~ B.Pharm Batch II Pharm.D I	HAP Lab HAP	Baja M. Dr. praveen	Pharm D	[illegible]	2/2/24	9:30 to 12:00 3:20 to 4:00	
friday 2/02/24	Pharm.D II	CP	[illegible]	Pharm D	[illegible]	2/2/24 29 to 2/2/24	1:30 to 2:20	Dept. Inch

College Academic I/c.	
Specify : Rejected or if recommended no. of days	Sign. with date

Dean Admin / College Admin I/c.				
Is the employee regular to duties and has completed the work entrusted till the date of leave application	Specify : Rejected or if recommended no. of days	Reason	Applicable clause of Leave Policy	W

NOTE : The College HR should forward the Admin HR Copy on the same date of sanction / rejection to HR (HO), retaining the Coll in the concerned Employee Personal File.

FOR GUIDELINES SEE OV

PRINCIPAL
Bharat Institute of Technology (Pharmacy)
Mangalpally (V), Ibrahimpatnam (M).
R.R. Dist - 501 510. Telangana

ADMIN HR COPY
COLLEGE COPY

BHARAT INSTITUTIONS

PRIOR APPROVED LEAVE PETITION FOR TEACHING STAFF (HR/TF-25)

(Employee should avail the leaves with prior approval only. Availing leaves without prior approval will be treated as unauthorised absence. Unauthorised absence should be regularise by using separate form.)

No

To
The Principal / Dean Admin. / I/c. Admin.

Date 4/12/17

College BIT

Sir / Madam,

I S. Namratha Empl. No TDCC15F1895E1... Dept Analysis

Designation Asst. Prof request you to kindly sanction leave on / from 8/12/17 to 13/12/17 i.e for 5 days (no. of days) as I am unable to attend my duties due to PhD Methodology Exam (Sabbatical leaves)

Thanking You,

Yours faithfully : Sign.

TO BE FILLED BY COLLEGE/UNIT HR DEPARTMENT

No. of times Leave availed without Prior Approval	In this Month	In this Academic Yr.	Previous Regularisation of Unauthorised absence	Form No.	Dated

Last leave details		No. of leaves availed till date		CL. at Credit	Leave accrued during the month	Total leaves available	Leaves applied			Balance C.L. available after present applied leaves	Sign. of HR Person
Petition No.	Dated	CL	LOP				No. of days	Type of leave eligible CL	Type of leave eligible LOP		

CLASS ADJUSTMENT						DETAILS OF CLASS COMPENSATION		Specify (Rejected or If recommended no. of days) and Sign. with date
Date	Class	Subject	Faculty Accepting Class Work: Name	Dept.	Sign.	Date	Time	
8/12/17	PharmD III (BIT)	PA	Uma Rajeswari	Biotechnology	BUT			Rec (5) days
9/12/17	PharmD III (BIT)	PA	Kireety	P'Lol	[signature]			[signature]
11/12/17	Bpharm I Year BSP	PIC Lab	Uma Rajeswari	Biotechnology	BUT			Dept. Academic Incharge
12/12/17	PharmD BIT	PIC Theory	Ansadkar	[signature]	[signature]			Rec (3) days
13/12/17	PharmD BIT	PIC Theory	Kireety	APLIE	[signature]			[signature] 8/12/2017
	NB							Dept. Admin Incharge

College Academic I/c.		Dean Admin / College Admin I/c.				
Specify : Rejected or If recommended no. of days	Sign. with date	Is the employee regular to duties and has completed the work entrusted till the date of leave application	Specify : Rejected or If recommended no. of days	Reason	Applicable clause of Leave Policy	Sign. with date
Rec (5) days	[signature]	Yes	Rec (3) days			[signature] 12/12/17

NOTE : The College HR should forward the Admin HR Copy on the same date of sanction / rejection to HR (HO), retaining the College copy in the concerned Employee Personal File.

FOR GUIDELINES SEE OVERLEAF

PRINCIPAL
Bharat Institute of Technology (Pharmacy)
Mangalpally (V), Ibrahimpatnam (M),
... Dist. - 501 510, Telangana

8/12/17

The principal
Bharat Institute of Technology
Mangalpally

Respected Sir,

I. S. Namratha working as Asst. Professor in pharmaceutical Analysis department.

As I required one hour permission to leave the college. as I am attending methodology exam in chennai

please grant me One hour permission

Thanking You sir

Yours faithfully
Namratha Sankaraj
8/12/17.

HRI
Permit her today at 3:15 PM to leave the college
Signature

PRINCIPAL
Bharat Institute of Technology (Pharmacy)
Mangalpally (V), Ibrahimpatnam (M)

To, The Chairman Sir,
Principal,
Bharat Institute of Technology,
Ibrahimpatnam
Mangalpally.

Respected Sir,

I. S. Namratha working as Asst. professor in pharmaceutical Analysis Department. As I Need ~~Sub-Articles~~ Sabbatical leaves From 8/12/17 – 13/12/17 (TDEC15F1895E1445) For the purpose of attending the Methodology Exam (Ph.D) at Vel's University (Chennai)

So, please consider my request and grant me the leave for attending the exam

Thanking you Sir

Your's faithfully
Namratha Sukkara
4/12/17

IBA Co-ordinator
IAAC Co-ordinator
4/12/17
F/w HR, Enclosed attendance amount
4/12/2017

PRINCIPAL
Bharat Institute of Technology (Pharmacy)
Mangalpally (V), Ibrahimpatnam (M)
R.R. Dist - 501 510 Telangana

TO
HR
BIT

Respected Madam,

I. S. Namratha. Working as Asst. Professor in Bharat institute of technology in Ph. Analysis Department.

As I am applying leave for 2 Days 1/3/21 and 2/3/21 for submission of my PhD thesis at Chennai Vel's University. Kindly consider 2 days of leave as Substitute leave. as I took permission from Honourable Chairman sir.

Thank you

Yours faithfully
Namratha Sukas
26/2/21

PRINCIPAL
Bharat Institute of Technology (Pharmacy)
Mangalpally (V), Ibrahimpatnam (M),
R.R. Dist. 501 510. Telangana

BHARAT INSTITUTIONS

ADMIN HR COPY
COLLEGE COPY

PRIOR APPROVED LEAVE PETITION FOR TEACHING STAFF (HR/TF-25)

(Employee should avail the leaves with prior approval only, availing leaves without prior approval will be treated as unauthorised absence. Unauthorised absence should be regularise by using separate form.)

No. :

Principal / Dean Admin. / I/c. Admin.

College BJT

Date : 26/2/21

Sir/Madam,

S. Namratha. Empl. No. Dept. Ph. Analysis

Designation Asst. Prof request you to kindly sanction leave on / from 1/3/21 to 2/3/21 i.e. for 2 Days

Days (no. of days) as I am unable to attend my duties due to PhD. Thesis Submission at Chennai

Thanking You,

Yours faithfully : Sign. : 26/2/21

TO BE FILLED BY COLLEGE/UNIT HR DEPARTMENT

No. of times Leave availed without Prior Approval	In this Month	In this Academic Yr.	Previous Regularisation of Unauthorised absence	Form No.	Dated

Last leave details		No. of leaves availed till date		CL at Credit	Leave accrued during the month	Total leaves available	Leaves applied			Balance C.L. available after present applied leaves	Sign. of HR Person
Petition No.	Dated	CL	LOP				No. of days	Type of leave eligible CL	Type of leave eligible LOP		

CLASS ADJUSTMENT						DETAILS OF CLASS COMPENSATION		Specify (Rejected or If recommended no. of days) and Sign. with date
Date	Class	Subject	Faculty Accepting Class Work: Name	Dept.	Sign.	Date	Time	
Bpharm 1st Year Class			will be taken Online					Recommended 2 days 26/2/21
								Dept. Academic Incharge
								Recommended 2 days 26/2/21
								Dept. Admin Incharge

for College Academic I/c.		Dean Admin / College Admin I/c.				
Specify : Rejected or If recommended no. of days	Sign. with date	Is the employee regular to duties and has completed the work entrusted till the date of leave application	Specify : Rejected or If recommended no. of days	Reason	Applicable clause of Leave Policy	Sign. with date
Recommended 2 days	26/2/21	Yes	Recommend 2 days			26/2/21

NOTE : The College HR should forward the Admin HR Copy on the same date of sanction / rejection to HR (HO), retaining the College copy in the concerned Employee Personal File.

FOR GUIDELINES SEE OVERLEAF

PRINCIPAL
Bharat Institute of Technology (Pharmacy)
Mangalpally (V), Ibrahimpatnam (M),
R.R. Dist - 501 510, Telangana

VELS

INSTITUTE OF SCIENCE, TECHNOLOGY & ADVANCED STUDIES (VISTAS)

PALLAVARAM, CHENNAI

NAAC ACCREDITED WITH 'A' GRADE

Marching Beyond 25 Years Successfully

CERTIFICATE FROM THE SUPERVISOR

This is to certify that the thesis entitled "ANALYTICAL METHOD DEVELOPMENT AND VALIDATION OF NEW CHEMICAL ENTITIES (ANTIVIRAL) BY HYPHENATED TECHNIQUES" submitted for the degree of Doctor of Philosophy (Ph.D) by Mrs. SUNKARA NAMRATHA is the record of research work carried out by her during the period from 2017-2021 under the my guidance and has not formed the basis for the award of any Degree, Diploma, Associate ship, Fellowship, Titles in this University or any other similar University institution of Higher Learning.

Place: Chennai

Date: 9/3/21

A. Vijaya Lakshmi

Dr.A.VijayaLakshmi, M.Pharm., Ph.D.,
Associate Professor,
Department of Pharmaceutics,
School of Pharmaceutical Sciences,
VISTAS

PRINCIPAL
Bharat Institute of Technology (Pharmacy)
Mangalpally (V), Ibrahimpatnam (M)

GROUP HEALTH INSURANCE

TATA AIG INSURANCE
WITH YOU ALWAYS

Group Medicare
Policy Schedule

-->-->

Issuing Office: HYDERABAD

Intermediary/Agent Name: VISHAL GUNDARA
Intermediary/Agent License No. 2093440000
Intermediary/Agent Contact No.: 9949019397

Name of Policyholder : CHINTA REDDY MADHUSUDHAN REDDY EDUCATIONAL SOCIETY

Address of Policyholder : MANGALPALLY VILLAGE, IBRAHIMPATNAM MANDAL, TELANGANA
TELANGANA 501510
HYDERABAD CITY - 501510
K.V.RANGAREDDY
TELANGANA
INDIA
Place of supply -TELANGANA
State code -36

Policy Number: 0239789385

Proposal Number: 202405220240206

Renewal: 00

Endorsement: 00

Branch Code: 0600

Eligibility Criteria for Insured Person

GSTIN No :

Business Type: New Business

Contact Details of Policy Holder :

- Phone/Mobile No :
- Email ID:

Policy Period : From 00:01 Hrs on 08/05/2024 To 23:59 Hrs on 07/05/2025

Date of First Policy inception with us : 08/05/2024

Total Number of Insured Person : 181

Total Sum Insured (₹) : 90500000

Corporate Floater Sum Insured (₹): NA

Type of Plan : Individual

Details Of Coverage:

PCGMCARE-20240522-21049

Coverage	Coverage Details	Sum insured Details
In patient Treatment	Flat Sum Insured of INR 500000 Family Definition Employee only Inclusion of LGBTQ members Policy will also provide cover for LGBTQ members. However gender reassignment surgery and hormonal therapy shall be excluded	Upto ₹ 500000
Pre Post Hospitalization 30/60	30 - 60 days	Upto ₹ 500000
Day Care	List of 541 Day Care procedure attached in Policy Terms and Conditions is covered	Upto 100% of In-patient Treatment Sum Insured
Organ Donor	Medical and surgical Expenses of the organ donor for harvesting the organ where an Insured Person is the recipient limited to the In-Patient Sum Insured	Upto ₹500000
Ambulance	Road Ambulance covered upto 1% of SI with maximum amount of INR 1500 Per Hospitalisation	Upto ₹1500
Maternity 9 Months Maternity Waiting Period is waived off	Maternity Benefit- For Normal Covered For Metro INR 50000 & For Non-Metro INR 45000- Applicable for Self and Spouse for First two deliveries only Maternity Benefit- For C-Section Covered For Metro INR 50000 & For Non-Metro INR 45000 - Applicable for Self and Spouse for First two deliveries only 9 Month Waiting Period for Maternity 9 months waiting period waived off	Normal Delivery Metro - Upto ₹50000 Non-Metro - Upto ₹45000 C Section Metro - Upto ₹50000 Non-Metro - Upto ₹45000
Family Transportation Benefit	Covered upto INR 5000	5000

Details Of Additional Covers:

PCGMCARE-20240522-21049

Coverage	Coverage Details	Sum insured Details
Nursing Allowance	Covered for INR 100 per day upto a maximum of 15 days with a deductible of 2 days	Flat Amount in ₹1500
Refractive Error Correction	Covered if correction index is +/- 6.5 D	Applicable for Self 100% of inpatient treatment sum insured and within sum insured limit
Health Check-up	Covered for INR 3000 Per Life For Employee Only on reimbursement basis.	Applicable for Self Flat Amount Upto ₹3000
Hospital Cash	Hospital Cash Benefit is covered for INR 500 per day for 7 days Only if Hospitalisation is more than 5 days	Applicable for Self 7 days withinsum insured limit Per day amount ₹500
Emergency Air Ambulance	Emergency Air Ambulance is covered with per event limit of INR 100000	Applicable for Self Maximum amount payable Upto ₹100000

Psychiatric or Mental Disorder treatment	Policy also covers hospitalization arising out of Psychiatric ailments within a limit of ₹ 50000 per family	Applicable for Self
Congenital External Cover	Covered in Life threatening condition only	Upto 100% of In-patient Treatment Sum Insured
AYUSH	Covered in Govt. Recognised hospitals only upto 25% of Sum Insured	Applicable for Self 25% of inpatient treatment sum insured
Limit on Room Rent	1% of SI for Normal and 2% for ICU. Normal Room Rent is inclusive of Nursing Charges Proportionate Clause In the event of insured getting admitted in higher room category all hospital related expenses will be on proportionate basis to the eligibility limit as per room rent restriction. All other related charges in accordance with the room rent restriction or actuals whichever is lower	Applicable for Metro 2% of In-patient Treatment Sum Insured
Limit on Treatment/Illness/Surgery	Age Band 18 years-90 years. Congenital Internal diseases Covered. Health Card Type Physical Card. Beneficiary (Reimbursement Claims) Employee. Terrorism Any Hospitalisation due to terrorism activities will be covered upto IPD Sum Insured. Portability is available on this product as per TATA AIG Retail Health Norms and product features. Dental Treatment Covered in case of hospitalization due to accident on IPD basis only. Cataract Limit (INR) 15000 Per Eye. Cochlear Implant treatment restricted to 50% of SI. Lucentis is covered upto ₹ 50000 per family within Floater Sum Insured COVID 19 Covered from Day 1 Termination Policy will cease to be in effect from the date of termination of relationship with the organisation Modern Treatments IRDAI specified 12 Modern Treatments covered with 50% Co pay Metro Cities Metro cities includes Mumbai Delhi NCR Chennai Bengaluru Kolkata Hyderabad Pune and Ahmedabad Functional Endoscopic Sinus Surgery Policy also covers hospitalization arising out of Functional Endoscopic Sinus Surgery within a limit of 35000 per family within the Family Floater SI. Special Condition List of Employees of Bharat Institute of Engineering and Technology Bharat PG College for Women Bharat School of Pharmacy and Bharat Institute of Technology - Pharmacy as per annexure are covered under this policy. Modern Treatments Limit Uterine Artery Embolization and HIFU (High intensity focused ultrasound) Covered with 50% co pay Balloon Sinuplasty Covered with 50% co pay Deep Brain stimulation Covered with 50% co pay Oral chemotherapy Covered with 50% co pay Immunotherapy Monoclonal Antibody to be given as injection Covered with 50% co pay Intravitreal injections (Except Lucentis) Covered with 50% co pay Robotic surgeries Covered with 50% co pay Vaporisation of the prostrate Green laser treatment or holmium laser treatment Covered with 50% co pay Bronchial Thermoplasty Covered with 50% co pay Stereotactic radio surgeries Covered with 50% co pay Intra Operative Neuro Monitoring Covered with 50% co pay Stem cell therapy Covered with 50% co pay. Limit on Treatment/Illness/Surgery Metro Non-Metro Appendix Metro 20000 Non metro 18000 Eye related (Other than Cataract) Metro 25000 Non metro 20000 Gall Bladder Metro 25000 Non metro 20000 Hernia Metro 20000 Non metro 18000 Hydrocele Metro 15000 Non metro 12000 Hysterectomy Metro 28000 Non metro 25000 Piles Metro 18000 Non metro 15000 Urinary Stone (incl DJ stent removal for same stone) Metro 35000 Non metro 30000 Joint Replacement including Vertebral joints Metro 90000 Non metro 80000	Applicable for Metro
CoPayment Option	Co-pay on all claims No co-pay on all claims Co-pay for Specified Illness Cyberknife treatment covered with 50% Co Pay	Applicable for Self 0% Co-pay for all claims applicable 50% Co-pay for Specified illness applicable
30 Days Waiting Period	Waived Off	NA
Specified Disease Waiting Period	Waived Off	NA
PED Waiting Period	Waived Off	NA

Summary Of Insured Person :	
Age Band	**500000**
0-18	0
19-35	91
36-45	56
46-55	26
56-60	4
61-65	3
66-70	1
71-75	0
76-90	0

Details of insured persons covered as per attached annexure along with this policy.

Claims Administrator Details :

Details of Claims Administrator:

- Name : TATA AIG CORPORATE HEALTH CLAIMS

- Address : TATA AIG GENERAL INSURANCE COMPANY LIMITED, 5TH AND 6TH FLOOR, IMPERIAL TOWERS, H. NO 7-1-6-617/A, GHMC NO - 615, 616, AMEERPET, HYDERABAD,500016
- Contact details :
  - Toll Free No. 18002677123
  - Email ID GMCCLAIMS@TATAAIG.COM
  - Fax No. : NA
  - Website (updated network hospital list)

Policy Servicing/Grievances:.
For any policy servicing requests or complaints please call our 24X7 Toll free number 1800-266-7780 or you may email to the customer service desk at customersupport@tataaig.com. Senior citizens can call our dedicated line at 1800 22 9966. Please refer The Company's Website for the grievance redressal policy.

Premium Details :

Particulars	Amounts(₹)
Net Premium (₹)	**1,470,237.00**
Add : Applicable CGST @9 %	**132,321.33**
Add : Applicable SGST @9 %	**132,321.33**
Total Gross Premium (₹)	**1,734,880.00**

Stamp Duty Details :

Stamp Duty of ₹1/ - is paid as provided under Article 47-C of Indian Stamp Act, 1899 and included in Consolidated Stamp Duty Paid to the Government of Maharashtra Treasury vide Order of Addl. Controller Of Stamps, Mumbai at General Stamp Office, Fort, Mumbai - 400001., vide this Order No. LOA/ENF1/CSD/42/2024/1004 Validity Period Dt.05/02/2024 To Dt.24/01/2027/1004 Date:24/01/2024

For TATA AIG General Insurance Company Limited

Authorized Signatory

Disclaimer:
Section 64 VB of the Insurance Act,1938:
Commencement of risk cover under the policy is subject to receipt of premium by Tata AIG General Insurance Company Limited.

Prohibition of Rebates - Section 41 of the Insurance Act, 1938 as amended by Insurance Laws (Amendment) Act, 2015

1. No person shall allow or offer to allow, either directly or indirectly, as an inducement to any person to take out or renew or continue an insurance in respect of any kind of risk relating to lives or property in India, any rebate of the whole or part of the commission payable or any rebate of premium shown on the policy, nor shall any person taking out or renewing or continuing a policy accept any rebate, except such rebate as may be allowed in accordance with the prospectus or tables of the insurer.
2. Any person making default in complying with the provision of this section shall be liable for penalty which may extend to ten lakh rupees.

RECEIPT

Receipt No. : 106001073776488

Receipt Date : 08/05/2024

Policy No : 0239789385 00 00

Received with thanks from CHINTA REDDY MADHUSUDHAN REDDY EDUCATIONAL SOCIETY a sum of ₹ **17,34,880.00** (Rupees Seventeen Lakhs Thirty Four Thousand Eight Hundred Eighty And Paise Zero Only)

Sr. No.	Policy Number	Total Premium (₹)	Utilized from the receipt for policy (₹)	Balance (₹)
1	0239789385 00 00	17,34,880.00	17,34,880.00	0.00

Note:

1. This is a computer generated receipt and does not require a signature.
2. Upon issuance of this Receipt, all previously issued temporary receipts, if any, related to this Policy shall be considered null and void.
3. Amounts received by cheque shall be subject to realisation.
4. Any amount received in excess of the Premium is being/shall be refunded by the Company.

GSTIN : 36AABCT3518Q1ZX - TELANGANA Service Accounting Code : 997133

Insurance is the subject matter of the solicitation. For more details on risk factors, terms and conditions, please read sales brochure carefully before concluding a sale.
TATA AIG General Insurance Company Ltd. Regd. Office: 15th floor, Tower A, Peninsula Business Park,Ganpatrao Kadam Marg, Off Senapati Bapat Marg, Lower Parel, Mumbai- 400 013.
IRDA Registration No.108, CIN No : U85110MH2000PLC128425,PAN : AABCT3518Q
Website: www.tataaig.com 24X7 Tollfree Helpline 1800-266-7780 E-mail: customersupport@tataaig.com

Insurance is the subject matter of the solicitation. For more details on risk factors, terms and conditions, please read sales brochure carefully before concluding a sale.
TATA AIG General Insurance Company Ltd. Regd. Office: 15th floor, Tower A, Peninsula Business Park,Ganpatrao Kadam Marg, Off Senapati Bapat Marg, Lower Parel, Mumbai- 400 013.
IRDA of India Registration No.108, CIN No : U85110MH2000PLC128425, UIN No : TATHLGP21248V022021
Website: www.tataaig.com 24X7 Tollfree Helpline 1800-266-7780 E-mail: customersupport@tataaig.com

Annexure : List of Insured Persons

Policy Reference No. 0239789385 00 00

Total No. of Primary insured Person's Covered: 181

Total No. of Dependents Covered: 0

Member ID	Primary Insured Person Code	Primary Insured Person Name	Dependent's Name	Relationship to Primary Insured Person	Gender	Date of Birth	Age	Pre-existing disease	Existing diseases which are permanently Excluded*	Sum Insured (₹)	Risk Inception Date	Date Of First Enrolment
TJULY19F2916E2367/01/043	TJULY19F2916E2367	Dr N Sri Hari Rao	Dr N Sri Hari Rao	Self	MALE	07/01/1981	43			5,00,000	08/05/2024	
TMAR22F3325E2779/01/051	TMAR22F3325E2779	Dr Mahesh Lokhande	Dr Mahesh Lokhande	Self	MALE	07/09/1972	51			5,00,000	08/05/2024	
TJULY18F2597E2089/01/047	TJULY18F2597E2089	Dr K Thirupal Reddy	Dr K Thirupal Reddy	Self	MALE	12/04/1977	47			5,00,000	08/05/2024	
TOCT23F3586E3040/01/038	TOCT23F3586E3040	Dr M Manoj Kumar	Dr M Manoj Kumar	Self	MALE	21/08/1985	38			5,00,000	08/05/2024	
TNOV23F3601E3055/01/038	TNOV23F3601E3055	Mr Romy Sinha	Mr Romy Sinha	Self	MALE	26/08/1985	38			5,00,000	08/05/2024	
TDEC16F2110E166/01/051	TDEC16F2110E166	Mr Manohar Gosul	Mr Manohar Gosul	Self	MALE	12/10/1972	51			5,00,000	08/05/2024	
TJAN17F2109E1659/01/041	TJAN17F2109E1659	Mr K Surendra	Mr K Surendra	Self	MALE	11/04/1983	41			5,00,000	08/05/2024	
TJUNE18F2650E2142/01/039	TJUNE18F2650E2142	Mr Munisekhar Prudhvi	Mr Munisekhar Prudhvi	Self	MALE	30/05/1984	39			5,00,000	08/05/2024	
TJULY18F2606E2098/01/036	TJULY18F2606E2098	Mr U Narasimhulu	Mr U Narasimhulu	Self	MALE	07/05/1988	36			5,00,000	08/05/2024	
TJULY19F2934E2385/01/032	TJULY19F2934E2385	Mr K Bhaskar	Mr K Bhaskar	Self	MALE	27/08/1991	32			5,00,000	08/05/2024	
TNOV15F1903E1453/01/038	TNOV15F1903E1453	Mrs B Ramyasree	Mrs B Ramyasree	Self	FEMALE	05/01/1986	38			5,00,000	08/05/2024	
TJUNE22F3390E2844/01/039	TJUNE22F3390E2844	Mr Tawseef Ahmad	Mr Tawseef Ahmad	Self	MALE	10/06/1984	39			5,00,000	08/05/2024	
TDEC22F3445E2899/01/031	TDEC22F3445E2899	Ms Saiba Jan	Ms Saiba Jan	Self	FEMALE	30/11/1992	31			5,00,000	08/05/2024	
TJAN23F3463E2917/01/031	TJAN23F3463E2917	Mr G Raghavender	Mr G Raghavender	Self	MALE	12/07/1992	31			5,00,000	08/05/2024	
TJAN23F3469E2923/01/033	TJAN23F3469E2923	Mrs Sarabu Joshna	Mrs Sarabu Joshna	Self	FEMALE	11/01/1991	33			5,00,000	08/05/2024	
TDEC22F3461E2915/01/037	TDEC22F3461E2915	Mr V Krishna Teja	Mr V Krishna Teja	Self	MALE	26/01/1987	37			5,00,000	08/05/2024	
TJULY23F3544E2998/01/031	TJULY23F3544E2998	Mrs Sameena begum	Mrs Sameena begum	Self	FEMALE	17/11/1992	31			5,00,000	08/05/2024	
TJULY23F3555E3009/01/041	TJULY23F3555E3009	Mr CH D Sunil Kumar	Mr CH D Sunil Kumar	Self	MALE	10/03/1983	41			5,00,000	08/05/2024	
TOCT23F3577E3031/01/035	TOCT23F3577E3031	Mrs Rehana begum	Mrs Rehana begum	Self	FEMALE	05/07/1988	35			5,00,000	08/05/2024	
TSEPT22F3419E2873/01/040	TSEPT22F3419E2873	Dr Rama Prakasha Reddy	Dr Rama Prakasha Reddy	Self	MALE	09/11/1983	40			5,00,000	08/05/2024	
1/01/028	1	Ms Shivani Sisodiya	Ms Shivani Sisodiya	Self	FEMALE	12/11/1995	28			5,00,000	08/05/2024	
2/01/033	2	Mrs V Sudheshna	Mrs V Sudheshna	Self	FEMALE	29/08/1990	33			5,00,000	08/05/2024	
TAPR23F3512E2966/01/054	TAPR23F3512E2966	Dr V Kannan	Dr V Kannan	Self	MALE	11/04/1970	54			5,00,000	08/05/2024	
TOCT18F2733E2055/01/046	TOCT18F2733E2055	Dr Papiya Dutta	Dr Papiya Dutta	Self	FEMALE	27/04/1978	46			5,00,000	08/05/2024	
TNOV23F3600E3054/01/030	TNOV23F3600E3054	Dr P Vedavalli	Dr P Vedavalli	Self	FEMALE	14/05/1993	30			5,00,000	08/05/2024	
TDEC12F1371E922/01/042	TDEC12F1371E922	Mr D Sankara Reddy	Mr D Sankara Reddy	Self	MALE	14/03/1982	42			5,00,000	08/05/2024	
NTJAN11F896E454/01/036	NTJAN11F896E454	Mr G Surender Reddy	Mr G Surender Reddy	Self	MALE	19/06/1987	36			5,00,000	08/05/2024	
TAPR23F3503E2957/01/031	TAPR23F3503E2957	Dr Satyabrata Singha	Dr Satyabrata Singha	Self	MALE	11/03/1993	31			5,00,000	08/05/2024	
3/01/043	3	Dr Hitlendra pratap singh	Dr Hitlendra pratap singh	Self	MALE	30/06/1980	43			5,00,000	08/05/2024	
4/01/051	4	Dr Srikanta Bose	Dr Srikanta Bose	Self	MALE	16/07/1972	51			5,00,000	08/05/2024	
TSEP23F3576E3030/01/036	TSEP23F3576E3030	Mrs Humma Nowsheen	Mrs Humma Nowsheen	Self	FEMALE	05/02/1988	36			5,00,000	08/05/2024	

Insurance is the subject matter of the solicitation. For more details on risk factors, terms and conditions, please read sales brochure carefully before concluding a sale.
TATA AIG General Insurance Company Ltd. Regd. Office: 15th floor, Tower A, Peninsula Business Park,Ganpatrao Kadam Marg, Off Senapati Bapat Marg, Lower Parel, Mumbai- 400 013.
IRDA of India Registration No.108, CIN No : U85110MH2000PLC128425, UIN No : TATHLGP21248V022021
Website: www.tataaig.com 24X7 Tollfree Helpline 1800-266-7780 E-mail: customersupport@tataaig.com

TNOV23F3594E3048/01/034	TNOV23F3594E3048	Mr Himangshu Deka	Mr Himangshu Deka	Self	MALE	20/11/1989	34			5,00,000	08/05/2024	
TNOV23F3599E3053/01/047	TNOV23F3599E3053	Mr N Pandu Ranga Reddy	Mr N Pandu Ranga Reddy	Self	MALE	03/06/1976	47			5,00,000	08/05/2024	
5/01/035	5	Mr Raghwendra Kishore singh	Mr Raghwendra Kishore singh	Self	MALE	21/12/1988	35			5,00,000	08/05/2024	
6/01/025	6	Ms Nireeshma	Ms Nireeshma	Self	FEMALE	25/10/1998	25			5,00,000	08/05/2024	
7/01/033	7	Ms V Anusha	Ms V Anusha	Self	FEMALE	31/05/1990	33			5,00,000	08/05/2024	
TJAN23F3464E2918/01/033	TJAN23F3464E2918	Dr Subhajit AICH	Dr Subhajit AICH	Self	MALE	20/09/1990	33			5,00,000	08/05/2024	
TJUN19F2895E2346/01/032	TJUN19F2895E2346	Mr Hema Sunder B	Mr Hema Sunder B	Self	MALE	01/09/1991	32			5,00,000	08/05/2024	
TDEC17F2505E2003/01/033	TDEC17F2505E2003	Mr Pradeep Chavan	Mr Pradeep Chavan	Self	MALE	02/09/1990	33			5,00,000	08/05/2024	
TFEB22F3323E2777/01/033	TFEB22F3323E2777	Mr Nilabh Dish	Mr Nilabh Dish	Self	MALE	27/10/1990	33			5,00,000	08/05/2024	
TJAN24F3617E3072/01/027	TJAN24F3617E3072	Ms Divya Aparna	Ms Divya Aparna	Self	FEMALE	15/08/1996	27			5,00,000	08/05/2024	
8/01/034	8	Mr Mainakh Das	Mr Mainakh Das	Self	MALE	08/01/1990	34			5,00,000	08/05/2024	
9/01/031	9	Mr Dhiraj Raj	Mr Dhiraj Raj	Self	MALE	03/04/1993	31			5,00,000	08/05/2024	
TSEP21F3264E2718/01/064	TSEP21F3264E2718	Dr K Venugopal	Dr K Venugopal	Self	MALE	31/05/1959	64			5,00,000	08/05/2024	
TOCT23F3587E3041/01/038	TOCT23F3587E3041	Dr T Arjun kumar	Dr T Arjun kumar	Self	MALE	10/05/1985	38			5,00,000	08/05/2024	
TAUG23F3556E3010/01/033	TAUG23F3556E3010	Dr S Gayatri	Dr S Gayatri	Self	FEMALE	12/08/1990	33			5,00,000	08/05/2024	
TNOV23F3603E3058/01/030	TNOV23F3603E3058	Mr S Nagarajuna	Mr S Nagarajuna	Self	MALE	20/06/1993	30			5,00,000	08/05/2024	
TNOV23F3604E3059/01/042	TNOV23F3604E3059	Mr Ajeesh Kumar N S	Mr Ajeesh Kumar N S	Self	MALE	23/03/1982	42			5,00,000	08/05/2024	
NTFEB22F3330E2784/01/032	NTFEB22F3330E2784	Mr K Sai Jeevan NT	Mr K Sai Jeevan NT	Self	MALE	29/09/1991	32			5,00,000	08/05/2024	
TAPR23F3505E2959/01/034	TAPR23F3505E2959	Dr E Srilakshmi	Dr E Srilakshmi	Self	FEMALE	11/03/1990	34			5,00,000	08/05/2024	
TSEPT23F3574E3028/01/046	TSEPT23F3574E3028	Dr G Sridhar	Dr G Sridhar	Self	MALE	03/03/1978	46			5,00,000	08/05/2024	
TOCT23F3588E3042/01/035	TOCT23F3588E3042	Dr D V Sudarsan Reddy	Dr D V Sudarsan Reddy	Self	MALE	23/06/1988	35			5,00,000	08/05/2024	
NTJUL21F3212E2666/01/032	NTJUL21F3212E2666	Ms Y Vijaya Lakshmi	Ms Y Vijaya Lakshmi	Self	FEMALE	16/08/1991	32			5,00,000	08/05/2024	
TDEC23F3609E3064/01/034	TDEC23F3609E3064	Mr Subhrajyothi kunda	Mr Subhrajyothi kunda	Self	FEMALE	21/09/1989	34			5,00,000	08/05/2024	
TJULY23F3552E3006/01/038	TJULY23F3552E3006	Dr Chandraleka M	Dr Chandraleka M	Self	FEMALE	03/07/1985	38			5,00,000	08/05/2024	
10/01/039	10	Dr MD Quiser Reza	Dr MD Quiser Reza	Self	MALE	15/08/1984	39			5,00,000	08/05/2024	
TOCT23F3589E3043/01/033	TOCT23F3589E3043	Mrs K Vani	Mrs K Vani	Self	FEMALE	01/02/1991	33			5,00,000	08/05/2024	
TFEB24F3621E3076/01/029	TFEB24F3621E3076	Mr Sudhanshu ranjan	Mr Sudhanshu ranjan	Self	MALE	27/01/1995	29			5,00,000	08/05/2024	
TFEB24F3622E3077/01/036	TFEB24F3622E3077	Mr Yenna Reddy	Mr Yenna Reddy	Self	MALE	29/12/1987	36			5,00,000	08/05/2024	
11/01/035	11	Praburaja Ramasamy	Praburaja Ramasamy	Self	MALE	10/02/1989	35			5,00,000	08/05/2024	
12/01/036	12	Smruti Ranjan Jagadeb	Smruti Ranjan Jagadeb	Self	FEMALE	26/04/1988	36			5,00,000	08/05/2024	
13/01/035	13	Mr Pabitra Kumar Nayak	Mr Pabitra Kumar Nayak	Self	MALE	13/06/1988	35			5,00,000	08/05/2024	
TSEP18F2728E2050/01/054	TSEP18F2728E2050	Dr P Neeraja	Dr P Neeraja	Self	FEMALE	27/09/1969	54			5,00,000	08/05/2024	
TNOV23F3592E3046/01/053	TNOV23F3592E3046	Dr C Lakshmi Nath	Dr C Lakshmi Nath	Self	MALE	30/06/1970	53			5,00,000	08/05/2024	
TNOV23F3595E3049/01/039	TNOV23F3595E3049	Dr G C Venkataiah	Dr G C Venkataiah	Self	MALE	06/05/1985	39			5,00,000	08/05/2024	
TOCT23F3593E3047/01/032	TOCT23F3593E3047	Dr D Hemanath	Dr D Hemanath	Self	MALE	16/02/1992	32			5,00,000	08/05/2024	
TJULY18F2691E2183/01/044	TJULY18F2691E2183	Mrs Arshiya Sulthana	Mrs Arshiya Sulthana	Self	FEMALE	19/06/1979	44			5,00,000	08/05/2024	
TFEB19F2842E2293/01/037	TFEB19F2842E2293	Mrs K Mamatha	Mrs K Mamatha	Self	FEMALE	08/01/1987	37			5,00,000	08/05/2024	
TFEB23F3473E2927/01/046	TFEB23F3473E2927	Mrs N Shemeera	Mrs N Shemeera	Self	FEMALE	18/01/1978	46			5,00,000	08/05/2024	

Insurance is the subject matter of the solicitation. For more details on risk factors, terms and conditions, please read sales brochure carefully before concluding a sale.
TATA AIG General Insurance Company Ltd. Regd. Office: 15th floor, Tower A, Peninsula Business Park,Ganpatrao Kadam Marg, Off Senapati Bapat Marg, Lower Parel, Mumbai- 400 013.
IRDA of India Registration No.108, CIN No : U85110MH2000PLC128425, UIN No : TATHLGP21248V022021
Website: www.tataaig.com 24X7 Tollfree Helpline 1800-266-7780 E-mail: customersupport@tataaig.com

14/01/034	14	P Sandhya Reddy	P Sandhya Reddy	Self	FEMALE	26/06/1989	34			5,00,000	08/05/2024	
TJAN24F3618E3073/01/041	TJAN24F3618E3073	Mrs Sudharani Uttam	Mrs Sudharani Uttam	Self	FEMALE	07/11/1982	41			5,00,000	08/05/2024	
TSEP13F1540E1090/01/062	TSEP13F1540E1090	Dr H P Srichand	Dr H P Srichand	Self	MALE	25/12/1961	62			5,00,000	08/05/2024	
TFEB223327E2781/01/056	TFEB223327E2781	Dr T Sudha	Dr T Sudha	Self	FEMALE	30/01/1968	56			5,00,000	08/05/2024	
TJULY18F2594E2086/01/049	TJULY18F2594E2086	Dr V Nagaveni	Dr V Nagaveni	Self	FEMALE	25/07/1974	49			5,00,000	08/05/2024	
TAPR23F3514E2968/01/038	TAPR23F3514E2968	Dr Shahroora Sameen	Dr Shahroora Sameen	Self	FEMALE	01/08/1985	38			5,00,000	08/05/2024	
E1578/01/050	E1578	Dr K Subharamanyam	Dr K Subharamanyam	Self	MALE	24/12/1973	50			5,00,000	08/05/2024	
TJUNE22F3396E2850/01/039	TJUNE22F3396E2850	Dr M Naveen Kumar	Dr M Naveen Kumar	Self	MALE	20/03/1985	39			5,00,000	08/05/2024	
TAUG23F3566E3020/01/044	TAUG23F3566E3020	Dr Sreedevi S L	Dr Sreedevi S L	Self	FEMALE	01/03/1980	44			5,00,000	08/05/2024	
TAPR22F3359E2813/01/038	TAPR22F3359E2813	Dr Geriki Polaiah	Dr Geriki Polaiah	Self	MALE	28/06/1985	38			5,00,000	08/05/2024	
15/01/033	15	Dr Piu Rajak	Dr Piu Rajak	Self	MALE	01/11/1990	33			5,00,000	08/05/2024	
TJUN16F1949E1499/01/039	TJUN16F1949E1499	Mrs D RajyaLakshmi	Mrs D RajyaLakshmi	Self	FEMALE	03/04/1985	39			5,00,000	08/05/2024	
16/01/028	16	Dr Nripesh Kumar	Dr Nripesh Kumar	Self	MALE	24/08/1995	28			5,00,000	08/05/2024	
TJUNE18F2608E2100/01/051	TJUNE18F2608E2100	Mr CH Kumaraswamy	Mr CH Kumaraswamy	Self	MALE	10/08/1972	51			5,00,000	08/05/2024	
TJULY19F2956E2408/01/038	TJULY19F2956E2408	Mrs P Aparna	Mrs P Aparna	Self	FEMALE	10/05/1985	38			5,00,000	08/05/2024	
TJUL15F1821E1369/01/038	TJUL15F1821E1369	Mrs D Swathi Devi	Mrs D Swathi Devi	Self	FEMALE	11/08/1985	38			5,00,000	08/05/2024	
TOCT17F2373E1913/01/040	TOCT17F2373E1913	Mrs K Arpita Baggi	Mrs K Arpita Baggi	Self	FEMALE	16/11/1983	40			5,00,000	08/05/2024	
TDEC18F2779E2226/01/044	TDEC18F2779E2226	Mrs Zehra Tahir	Mrs Zehra Tahir	Self	FEMALE	24/01/1980	44			5,00,000	08/05/2024	
TJAN19F2830E2277/01/054	TJAN19F2830E2277	Mrs Batool Fathima Khaleel	Mrs Batool Fathima Khaleel	Self	FEMALE	26/03/1970	54			5,00,000	08/05/2024	
TAUG19F2958E2411/01/027	TAUG19F2958E2411	Ms Pooja Nair	Ms Pooja Nair	Self	FEMALE	10/07/1996	27			5,00,000	08/05/2024	
TDEC22F3453E2907/01/027	TDEC22F3453E2907	Mrs Hafiza Afsana	Mrs Hafiza Afsana	Self	FEMALE	05/06/1996	27			5,00,000	08/05/2024	
TMAY23F3516E2970/01/034	TMAY23F3516E2970	Mrs P Rajani	Mrs P Rajani	Self	FEMALE	12/07/1989	34			5,00,000	08/05/2024	
TJUNE23F3522E2976/01/028	TJUNE23F3522E2976	Ms P Hema	Ms P Hema	Self	FEMALE	27/07/1995	28			5,00,000	08/05/2024	
TSEPT23F3564E3018/01/028	TSEPT23F3564E3018	Ms P Lakshmi Prathyusha	Ms P Lakshmi Prathyusha	Self	FEMALE	25/05/1995	28			5,00,000	08/05/2024	
TFEB24F3625E3080/01/023	TFEB24F3625E3080	Ms Debangana Das	Ms Debangana Das	Self	FEMALE	17/09/2000	23			5,00,000	08/05/2024	
TFEB24F3623E3078/01/026	TFEB24F3623E3078	Ms Sonali Shikha	Ms Sonali Shikha	Self	FEMALE	14/11/1997	26			5,00,000	08/05/2024	
NTJUN16F1986E1536/01/034	NTJUN16F1986E1536	Mr V Shiva Kumar	Mr V Shiva Kumar	Self	MALE	16/05/1989	34			5,00,000	08/05/2024	
NTDEC20F3136E2590/01/031	NTDEC20F3136E2590	Mr S Naveen Verma	Mr S Naveen Verma	Self	MALE	11/08/1992	31			5,00,000	08/05/2024	
NTJUN17F2351E1891/01/033	NTJUN17F2351E1891	Mr V Nehru	Mr V Nehru	Self	MALE	14/07/1990	33			5,00,000	08/05/2024	
TFEB17F2324E1864/01/034	TFEB17F2324E1864	Mr D Chaitanya Sai	Mr D Chaitanya Sai	Self	MALE	05/01/1990	34			5,00,000	08/05/2024	
NTDEC20F3139E2593/01/030	NTDEC20F3139E2593	Mrs R Anitha	Mrs R Anitha	Self	FEMALE	17/08/1993	30			5,00,000	08/05/2024	
NTMAR18F25442039/01/031	NTMAR18F25442039	Mr G Shiva Kumar	Mr G Shiva Kumar	Self	MALE	15/12/1992	31			5,00,000	08/05/2024	
TOCT22F3427E2221/01/026	TOCT22F3427E2221	Ms JVL Ramya Sree	Ms JVL Ramya Sree	Self	FEMALE	22/05/1997	26			5,00,000	08/05/2024	
NTAUG23F3550E3004/01/030	NTAUG23F3550E3004	Mrs K Surekha	Mrs K Surekha	Self	FEMALE	23/06/1993	30			5,00,000	08/05/2024	
NTJAN19F2832E2279/01/047	NTJAN19F2832E2279	Mr P Rajshekar	Mr P Rajshekar	Self	MALE	10/01/1977	47			5,00,000	08/05/2024	
NTJUNE23F3539E2993/01/030	NTJUNE23F3539E2993	Mr P Sravan kumar	Mr P Sravan kumar	Self	MALE	15/08/1993	30			5,00,000	08/05/2024	
NTFEB22F3330E278A/01/032	NTFEB22F3330E278A	Mr Sai Jeevan	Mr Sai Jeevan	Self	MALE	29/09/1991	32			5,00,000	08/05/2024	
NTAPR22F3370E2824/01/024	NTAPR22F3370E2824	Ms B Sravani	Ms B Sravani	Self	FEMALE	20/08/1999	24			5,00,000	08/05/2024	
NTFEB22F3319E2773/01/028	NTFEB22F3319E2773	Ms S Swetha	Ms S Swetha	Self	FEMALE	09/11/1995	28			5,00,000	08/05/2024	
NTFEB20F3039E2493/01/032	NTFEB20F3039E2493	Mrs A Sree Sowmya	Mrs A Sree Sowmya	Self	FEMALE	29/05/1991	32			5,00,000	08/05/2024	

Insurance is the subject matter of the solicitation. For more details on risk factors, terms and conditions, please read sales brochure carefully before concluding a sale.
TATA AIG General Insurance Company Ltd. Regd. Office: 15th floor, Tower A, Peninsula Business Park,Ganpatrao Kadam Marg, Off Senapati Bapat Marg, Lower Parel, Mumbai- 400 013.
IRDA of India Registration No.108, CIN No : U85110MH2000PLC128425, UIN No : TATHLGP21248V022021
Website: www.tataaig.com 24X7 Tollfree Helpline 1800-266-7780 E-mail: customersupport@tataaig.com

NTJUNE23F3527E2981/01/025	NTJUNE23F3527E2981	Mr D Nagababu	Mr D Nagababu	Self	MALE	01/06/1998	25			5,00,000	08/05/2024	
NTOCT14F1721E1271/01/068	NTOCT14F1721E1271	Mr S Mahesswar raw	Mr S Mahesswar raw	Self	MALE	10/11/1955	68			5,00,000	08/05/2024	
NTOCT21F3284E2738/01/035	NTOCT21F3284E2738	Mrs P Swapna	Mrs P Swapna	Self	FEMALE	12/06/1988	35			5,00,000	08/05/2024	
NTJUNE22F3392E2846/01/032	NTJUNE22F3392E2846	Mr K Santhosh kumar	Mr K Santhosh kumar	Self	MALE	08/04/1992	32			5,00,000	08/05/2024	
NTSEPT23F3584E3038/01/034	NTSEPT23F3584E3038	Mr CH Vishnu	Mr CH Vishnu	Self	MALE	15/08/1989	34			5,00,000	08/05/2024	
NTOCT19F2984E2445/01/033	NTOCT19F2984E2445	Mr V Rama Krishna	Mr V Rama Krishna	Self	MALE	17/06/1990	33			5,00,000	08/05/2024	
NTMAR23F3492E2946/01/038	NTMAR23F3492E2946	Mr K Naresh	Mr K Naresh	Self	MALE	25/06/1985	38			5,00,000	08/05/2024	
NTSEPT23F3579E3033/01/037	NTSEPT23F3579E3033	Mrs G Swathy	Mrs G Swathy	Self	FEMALE	15/09/1986	37			5,00,000	08/05/2024	
NTJUNE23F3528E2982/01/032	NTJUNE23F3528E2982	Mrs P Sesha Sai Prasanna	Mrs P Sesha Sai Prasanna	Self	FEMALE	28/04/1992	32			5,00,000	08/05/2024	
NTDEC10F8755E433/01/047	NTDEC10F8755E433	Mr D Rajasheker Reddy	Mr D Rajasheker Reddy	Self	FEMALE	15/05/1976	47			5,00,000	08/05/2024	
NTOCT13F1554E1104/01/044	NTOCT13F1554E1104	Mr V Shivaji	Mr V Shivaji	Self	MALE	09/05/1979	44			5,00,000	08/05/2024	
NTOCT19F29942447/01/042	NTOCT19F29942447	Mr Alok Kumar	Mr Alok Kumar	Self	MALE	09/11/1981	42			5,00,000	08/05/2024	
NTAPR23F3508E2962/01/044	NTAPR23F3508E2962	Mr R Rama Krishna	Mr R Rama Krishna	Self	MALE	03/04/1980	44			5,00,000	08/05/2024	
NTDEC22F3450E2904/01/041	NTDEC22F3450E2904	Mr Appala Naidu	Mr Appala Naidu	Self	MALE	10/07/1982	41			5,00,000	08/05/2024	
NT1980/01/041	NT1980	Ms B Ramathara	Ms B Ramathara	Self	FEMALE	08/07/1982	41			5,00,000	08/05/2024	
NTJUN11F998E575/01/046	NTJUN11F998E575	Mr V Rajesh	Mr V Rajesh	Self	MALE	06/08/1977	46			5,00,000	08/05/2024	
NTNOV23F3602E3056/01/025	NTNOV23F3602E3056	Ms D Sri Laxmi	Ms D Sri Laxmi	Self	FEMALE	05/04/1999	25			5,00,000	08/05/2024	
NTJAN24F3628E3083/01/031	NTJAN24F3628E3083	Mr A Ramesh	Mr A Ramesh	Self	MALE	10/06/1992	31			5,00,000	08/05/2024	
NTOCT21F3266E2720/01/046	NTOCT21F3266E2720	Mr G Madhuker	Mr G Madhuker	Self	MALE	19/07/1977	46			5,00,000	08/05/2024	
NTJAN15F1763E1313/01/051	NTJAN15F1763E1313	Mrs N Sharada	Mrs N Sharada	Self	FEMALE	08/11/1972	51			5,00,000	08/05/2024	
NTAPR19F2864E2315/01/050	NTAPR19F2864E2315	Mr B Sai krishna	Mr B Sai krishna	Self	MALE	20/06/1973	50			5,00,000	08/05/2024	
NTFEB20F3054E2508/01/059	NTFEB20F3054E2508	Mr M Krishna Rao	Mr M Krishna Rao	Self	MALE	21/08/1964	59			5,00,000	08/05/2024	
NTAPR10F632E210/01/048	NTAPR10F632E210	Mr S Ravindra	Mr S Ravindra	Self	MALE	08/07/1975	48			5,00,000	08/05/2024	
NTFEB24F3627E3082/01/022	NTFEB24F3627E3082	Mr M Srinu	Mr M Srinu	Self	MALE	10/07/2001	22			5,00,000	08/05/2024	
NTJUN18F2562E2054/01/057	NTJUN18F2562E2054	GOGINENI PADMALATHA	GOGINENI PADMALATHA	Self	FEMALE	14/03/1967	57			5,00,000	08/05/2024	
NTJUN12F1298E849/01/042	NTJUN12F1298E849	GODISHALA RAJESH	GODISHALA RAJESH	Self	MALE	11/08/1981	42			5,00,000	08/05/2024	
NTJUN18F2573E2065/01/039	NTJUN18F2573E2065	KOCHERLAKOTA SADHANA	KOCHERLAKOTA SADHANA	Self	FEMALE	10/08/1984	39			5,00,000	08/05/2024	
NTMAR18F2538E2036/01/051	NTMAR18F2538E2036	SAHEBJADA JYOTHI	SAHEBJADA JYOTHI	Self	FEMALE	29/04/1973	51			5,00,000	08/05/2024	
TAUG23F3563E3017/01/028	TAUG23F3563E3017	Dr Agila Anthony Moses	Dr Agila Anthony Moses	Self	FEMALE	02/02/1996	28			5,00,000	08/05/2024	
TSEP23F3571E3025/01/035	TSEP23F3571E3025	Gudum Swapna Rani	Gudum Swapna Rani	Self	FEMALE	15/02/1989	35			5,00,000	08/05/2024	
TNOV23F3591E3045/01/056	TNOV23F3591E3045	Vellore Uma Rani	Vellore Uma Rani	Self	FEMALE	07/01/1968	56			5,00,000	08/05/2024	
TOCT22F3435E2889/01/031	TOCT22F3435E2889	Medisetti Vara Lakshmi	Medisetti Vara Lakshmi	Self	FEMALE	04/06/1992	31			5,00,000	08/05/2024	
TJAN24F3608E3063/01/026	TJAN24F3608E3063	Arfia Ameen	Arfia Ameen	Self	FEMALE	09/02/1998	26			5,00,000	08/05/2024	
NTFEB24F3620E3075/01/024	NTFEB24F3620E3075	Mansubada Sri Laxmi Goud	Mansubada Sri Laxmi Goud	Self	FEMALE	03/03/2000	24			5,00,000	08/05/2024	
NTJULY23F3542E2996/01/026	NTJULY23F3542E2996	Musali Amulya	Musali Amulya	Self	FEMALE	04/03/1998	26			5,00,000	08/05/2024	
TDEC17F2479E1982/01/039	TDEC17F2479E1982	Mrs R Sandhya	Mrs R Sandhya	Self	FEMALE	14/06/1984	39			5,00,000	08/05/2024	
TNOV15F1924E1474/01/032	TNOV15F1924E1474	Mrs B Swathi	Mrs B Swathi	Self	FEMALE	13/03/1992	32			5,00,000	08/05/2024	
TDEC23F3611E3066/01/030	TDEC23F3611E3066	Mrs P Divya Jyothi	Mrs P Divya Jyothi	Self	FEMALE	02/06/1993	30			5,00,000	08/05/2024	
TJUNE23F3519E2973/01/025	TJUNE23F3519E2973	V Arun Reddy	V Arun Reddy	Self	MALE	02/12/1998	25			5,00,000	08/05/2024	
TAPR23F3515E2969/01/044	TAPR23F3515E2969	T Manoj kumar	T Manoj kumar	Self	MALE	07/05/1980	44			5,00,000	08/05/2024	
TDEC17F2506E2004/01/043	TDEC17F2506E2004	Mrs P Haritha	Mrs P Haritha	Self	FEMALE	17/02/1981	43			5,00,000	08/05/2024	
TAPR24F3652E3107/01/026	TAPR24F3652E3107	Aroosa	Aroosa	Self	FEMALE	31/01/1998	26			5,00,000	08/05/2024	

Insurance is the subject matter of the solicitation. For more details on risk factors, terms and conditions, please read sales brochure carefully before concluding a sale.
TATA AIG General Insurance Company Ltd. Regd. Office: 15th floor, Tower A, Peninsula Business Park,Ganpatrao Kadam Marg, Off Senapati Bapat Marg, Lower Parel, Mumbai- 400 013.
IRDA of India Registration No.108, CIN No : U85110MH2000PLC128425, UIN No : TATHLGP21248V022021
Website: www.tataaig.com 24X7 Tollfree Helpline 1800-266-7780 E-mail: customersupport@tataaig.com

TAUG20F3074E2528/01/044	TAUG20F3074E2528	Dr Arifa Begum	Dr Arifa Begum	Self	FEMALE	10/10/1979	44			5,00,000	08/05/2024	
NT1801/01/045	NT1801	N Geetha	N Geetha	Self	FEMALE	18/08/1978	45			5,00,000	08/05/2024	
NTJUNE18F2585E2077/01/048	NTJUNE18F2585E2077	A Bala Krishna	A Bala Krishna	Self	MALE	25/12/1975	48			5,00,000	08/05/2024	
NT1678/01/053	NT1678	Mrs Ajaya Kumari	Mrs Ajaya Kumari	Self	FEMALE	13/05/1970	53			5,00,000	08/05/2024	
TAUG23F3567E3021/01/033	TAUG23F3567E3021	Dr Tejaswi Isukapatla	Dr Tejaswi Isukapatla	Self	FEMALE	24/08/1990	33			5,00,000	08/05/2024	
TNOV23F3602E3057/01/036	TNOV23F3602E3057	Dr Baijayanti mala Swain	Dr Baijayanti mala Swain	Self	FEMALE	14/07/1987	36			5,00,000	08/05/2024	
TDEC22F3441E28/01/040	TDEC22F3441E28	Dr Asra Jabeen	Dr Asra Jabeen	Self	FEMALE	23/08/1983	40			5,00,000	08/05/2024	
TDEC15F1895E1445/01/036	TDEC15F1895E1445	Dr Namratha Sunkara	Dr Namratha Sunkara	Self	FEMALE	13/05/1987	36			5,00,000	08/05/2024	
TJUNE23F3520E2974/01/035	TJUNE23F3520E2974	Dr Shanthi Lysetty	Dr Shanthi Lysetty	Self	FEMALE	05/07/1988	35			5,00,000	08/05/2024	
TJAN22F3309E2763/01/041	TJAN22F3309E2763	Dr Jimidi Bhaskar	Dr Jimidi Bhaskar	Self	MALE	29/08/1982	41			5,00,000	08/05/2024	
TJUNE22F3383E2837/01/030	TJUNE22F3383E2837	Ayesha Siddiqua	Ayesha Siddiqua	Self	FEMALE	20/03/1994	30			5,00,000	08/05/2024	
TFEB23F3475E2929/01/038	TFEB23F3475E2929	Dr Reddy Nazemoon	Dr Reddy Nazemoon	Self	FEMALE	16/07/1985	38			5,00,000	08/05/2024	
TJULY21F3204E2658/01/029	TJULY21F3204E2658	Mrs Azka fathima	Mrs Azka fathima	Self	FEMALE	25/11/1994	29			5,00,000	08/05/2024	
TAUG23F2569E3023/01/025	TAUG23F2569E3023	Dr Safa Hussain	Dr Safa Hussain	Self	MALE	13/09/1998	25			5,00,000	08/05/2024	
TJUNE23F3541E2995/01/033	TJUNE23F3541E2995	Dr Praveen	Dr Praveen	Self	MALE	16/08/1990	33			5,00,000	08/05/2024	
TJULY19F2898E2347/01/030	TJULY19F2898E2347	P Twila Pushpa	P Twila Pushpa	Self	FEMALE	13/03/1994	30			5,00,000	08/05/2024	
TJAN24F3612E3067/01/028	TJAN24F3612E3067	Dr Liklesha Bhanudas Masram	Dr Liklesha Bhanudas Masram	Self	FEMALE	22/03/1996	28			5,00,000	08/05/2024	
TMAY22F3384E2838/01/032	TMAY22F3384E2838	Dr Alekhya K	Dr Alekhya K	Self	FEMALE	10/01/1992	32			5,00,000	08/05/2024	
TAUG23F3562E3016/01/028	TAUG23F3562E3016	Teja sri soumya kari	Teja sri soumya kari	Self	FEMALE	17/05/1995	28			5,00,000	08/05/2024	
TSEP23F3572E3026/01/031	TSEP23F3572E3026	K R Sushma	K R Sushma	Self	FEMALE	02/01/1993	31			5,00,000	08/05/2024	
TFEB22F3310E2764/01/026	TFEB22F3310E2764	Nahid	Nahid	Self	MALE	13/11/1997	26			5,00,000	08/05/2024	
TOCT22F3439E2893/01/043	TOCT22F3439E2893	Naheed Akthar	Naheed Akthar	Self	MALE	06/10/1980	43			5,00,000	08/05/2024	
TAPR24F3653E3108/01/030	TAPR24F3653E3108	D Usha Rani	D Usha Rani	Self	FEMALE	11/03/1994	30			5,00,000	08/05/2024	
NTAPR23F3502E2956/01/027	NTAPR23F3502E2956	Glory Therissa	Glory Therissa	Self	FEMALE	01/05/1997	27			5,00,000	08/05/2024	
NTFEB22F3320E2774/01/034	NTFEB22F3320E2774	Rama Krishna	Rama Krishna	Self	MALE	05/02/1990	34			5,00,000	08/05/2024	
TJULY19F2040E2400/01/062	TJULY19F2040E2400	Dr Anuvrat Sharma	Dr Anuvrat Sharma	Self	MALE	01/11/1961	62			5,00,000	08/05/2024	
NTOCT14F1732E1282/01/042	NTOCT14F1732E1282	P Sampurna	P Sampurna	Self	FEMALE	04/08/1981	42			5,00,000	08/05/2024	
NT1851/01/043	NT1851	E Lalitha	E Lalitha	Self	FEMALE	21/05/1980	43			5,00,000	08/05/2024	
NTDEC18F2762E2209/01/051	NTDEC18F2762E2209	P N V Chandrasekar	P N V Chandrasekar	Self	MALE	04/11/1972	51			5,00,000	08/05/2024	
TJULY19F2948E2400/01/034	TJULY19F2948E2400	JE Rachel Nivedita	JE Rachel Nivedita	Self	FEMALE	19/01/1990	34			5,00,000	08/05/2024	

Insurance is the subject matter of the solicitation. For more details on risk factors, terms and conditions, please read sales brochure carefully before concluding a sale.
TATA AIG General Insurance Company Ltd. Regd. Office: 15th floor, Tower A, Peninsula Business Park,Ganpatrao Kadam Marg, Off Senapati Bapat Marg, Lower Parel, Mumbai- 400 013.
IRDA of India Registration No.108, CIN No : U85110MH2000PLC128425, UIN No : TATHLGP21248V022021
Website: www.tataaig.com 24X7 Tollfree Helpline 1800-266-7780 E-mail: customersupport@tataaig.com